



US00D411224S

United States Patent [19]
Chen

[11] **Patent Number: Des. 411,224**

[45] **Date of Patent: ** Jun. 22, 1999**

[54] **EYEWEAR FRAME TEMPLE**

5,610,668 3/1997 Mage 351/41
5,760,868 6/1998 Jannard et al. 351/41

[76] Inventor: **Chen Hua Chen**, 28-2, Sa Ren Road,
Chong Sa Village, An Den Country,
Tainan, Taiwan

Primary Examiner—Raphael Barkai
Attorney, Agent, or Firm—Rosenberg, Klein & Bilker

[**] Term: **14 Years**

[57] **CLAIM**

[21] Appl. No.: **29/080,167**

The ornamental design for an eyewear frame temple, as shown and described.

[22] Filed: **Dec. 2, 1997**

DESCRIPTION

[51] **LOC (6) Cl.** **16-06**

[52] **U.S. Cl.** **D16/335; D16/321**

[58] **Field of Search** D16/300–330,
D16/335; 351/41, 44, 52, 51, 111, 116,
121, 158; 2/436, 435, 447, 448, 450

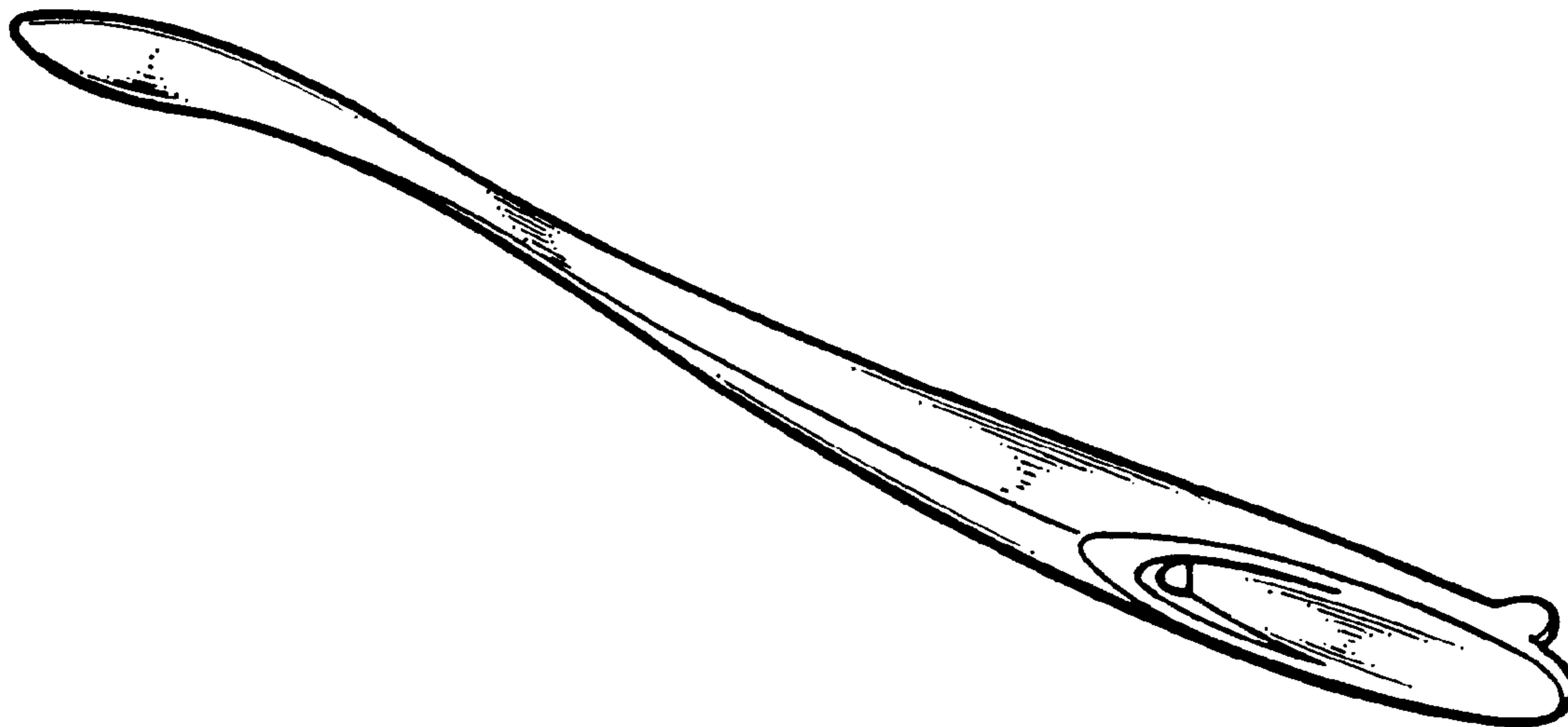
FIG. 1 is a perspective view of an eyewear frame temple showing my new design;
FIG. 2 is a front view thereof.
FIG. 3 is a rear view thereof.
FIG. 4 is a left side view thereof.
FIG. 5 is a right side view thereof.
FIG. 6 is a top view thereof; and,
FIG. 7 is a bottom view thereof.

[56] **References Cited**

U.S. PATENT DOCUMENTS

D. 384,364 9/1997 Tee D16/330
D. 398,326 9/1998 Jannard, et al. D16/326

1 Claim, 2 Drawing Sheets



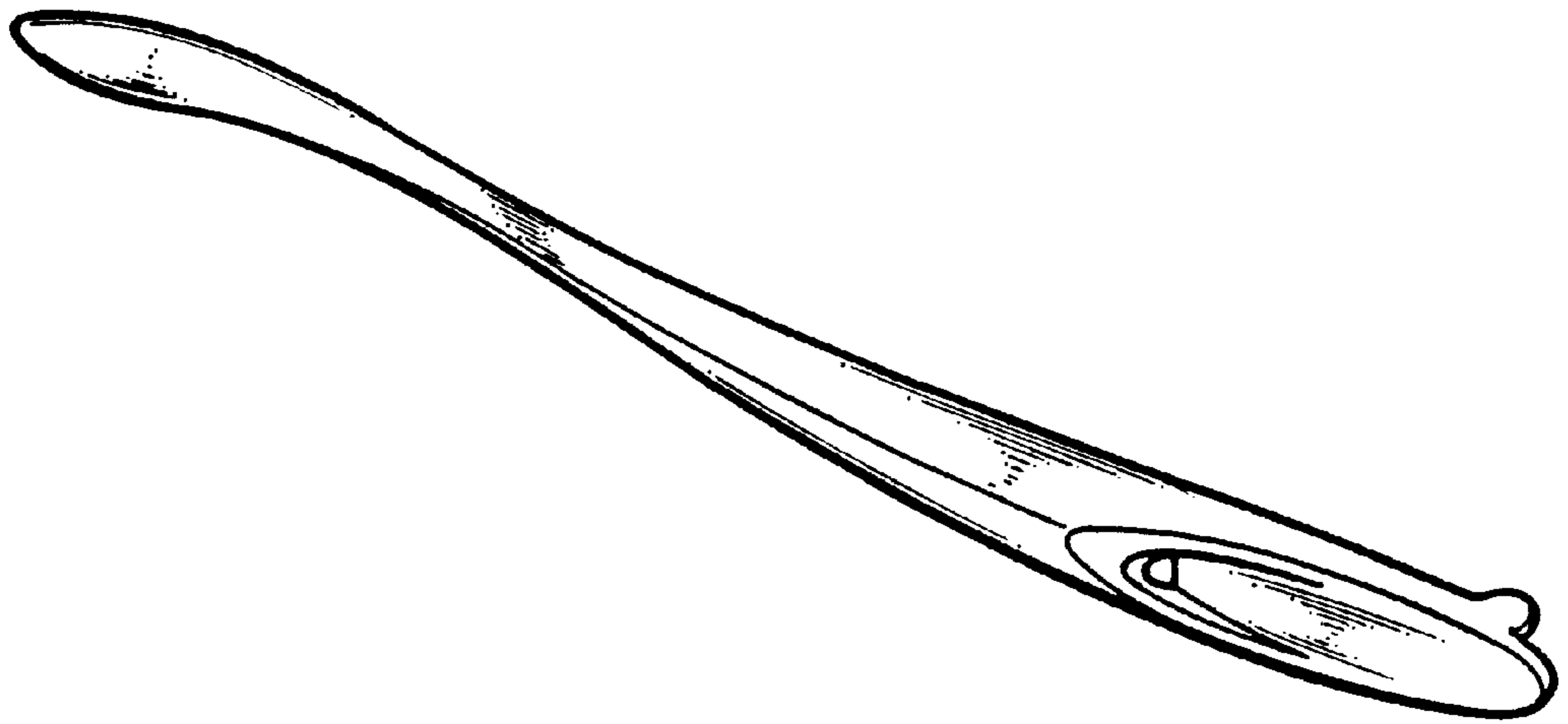


FIG. 1




FIG. 2




FIG. 3

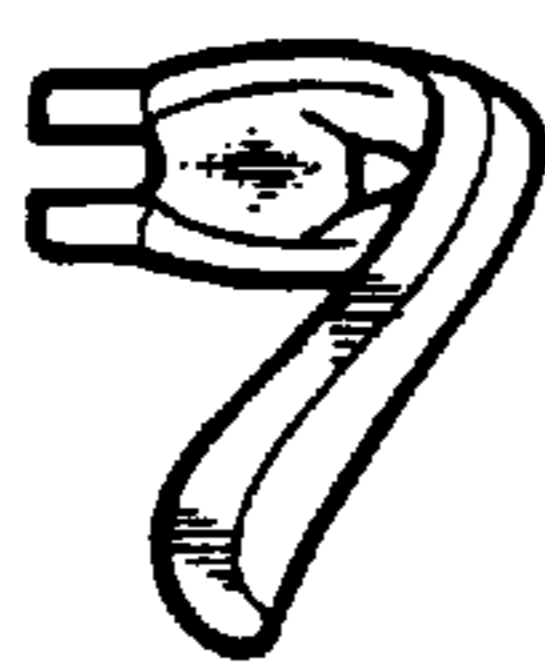


FIG. 4

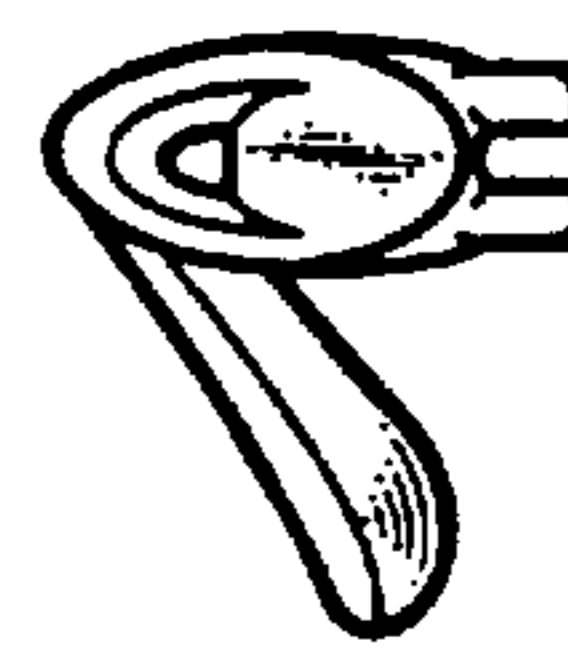


FIG. 5



FIG. 6




FIG. 7