



US00D411215S

United States Patent [19]
Byram

[11] **Patent Number: Des. 411,215**

[45] **Date of Patent: ** Jun. 22, 1999**

[54] **DISPOSABLE HAND HELD VERIFIER**

D. 217,506 5/1970 Knoetgen D16/135
D. 224,446 7/1972 Orfei D16/135
3,409,348 11/1968 Annis et al. D16/135

[75] Inventor: **David C. Byram**, River Falls, Wis.

[73] Assignee: **Minnesota Mining and Manufacturing Company**, St. Paul, Minn.

Primary Examiner—Paula A. Mortimer
Attorney, Agent, or Firm—Peter L. Olson

[**] Term: **14 Years**

[57] **CLAIM**

The ornamental design for a disposable hand held verifier, as shown and described.

[21] Appl. No.: **29/088,624**

[22] Filed: **May 28, 1998**

DESCRIPTION

[51] **LOC (6) Cl.** **16-06**

[52] **U.S. Cl.** **D16/135**

[58] **Field of Search** D16/130, 134,
D16/135, 136; 359/803, 808, 819, 821;
D20/10, 22, 40

FIG. 1 is a perspective view of a disposable hand held verifier showing my new design;
FIG. 2 is a front elevational view thereof;
FIG. 3 is a back elevational view thereof;
FIG. 4 is a right side elevational view thereof;
FIG. 5 is a top elevational view thereof; and,
FIG. 6 is a bottom elevational view thereof.

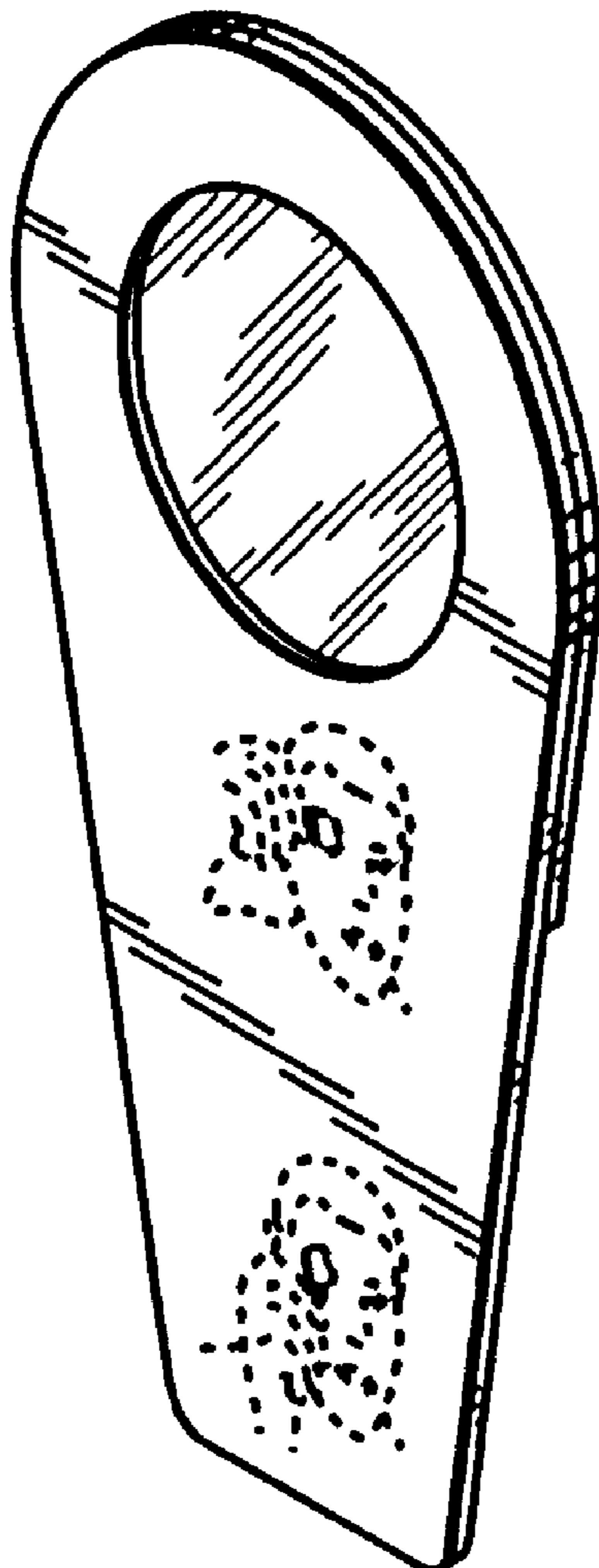
[56] **References Cited**

The broken line showing of the decorative human forms in FIGS. 1 and 2 is for illustrative purposes only and forms no part of the claimed design.

U.S. PATENT DOCUMENTS

D. 166,170 3/1952 Blum D16/135
D. 213,805 4/1969 Annis D16/135
D. 216,741 3/1970 Bosma D16/135

1 Claim, 1 Drawing Sheet



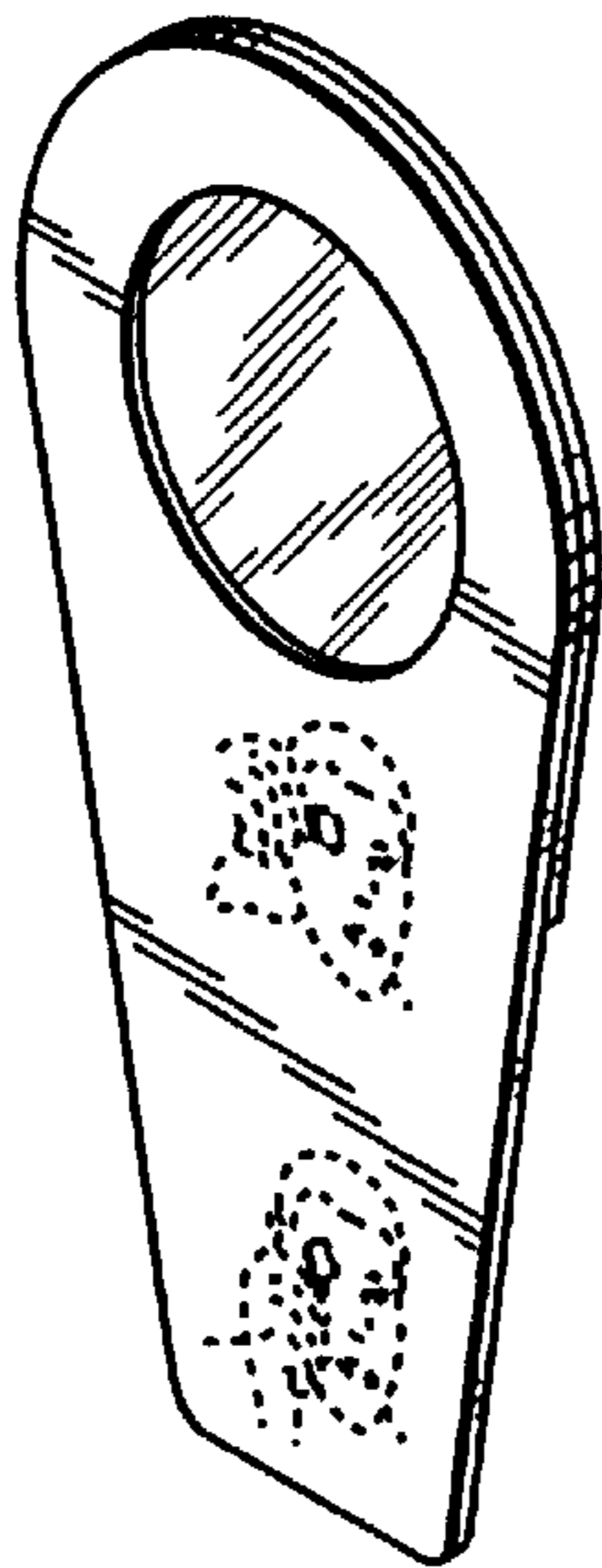


Fig. 1

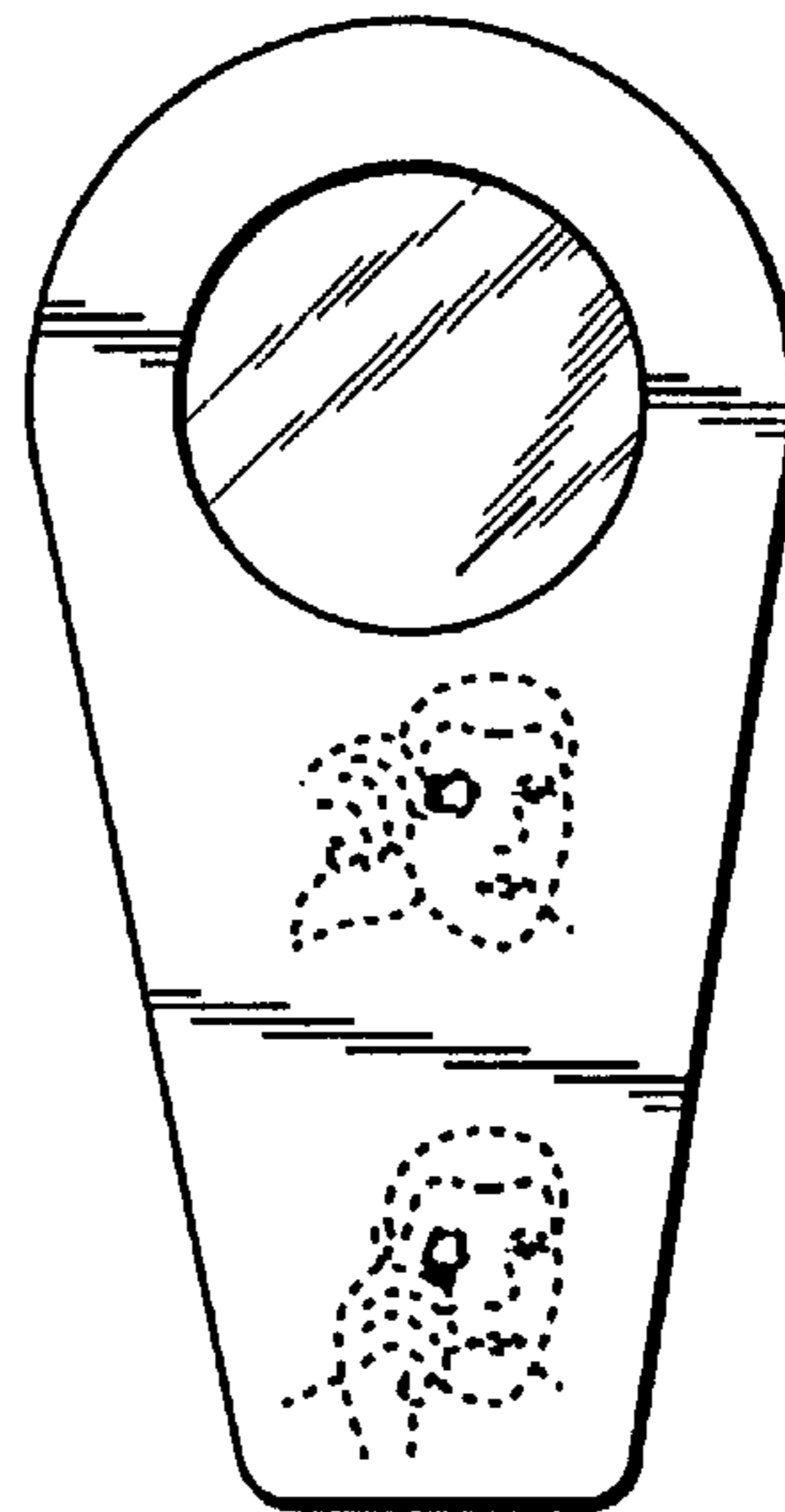


Fig. 2

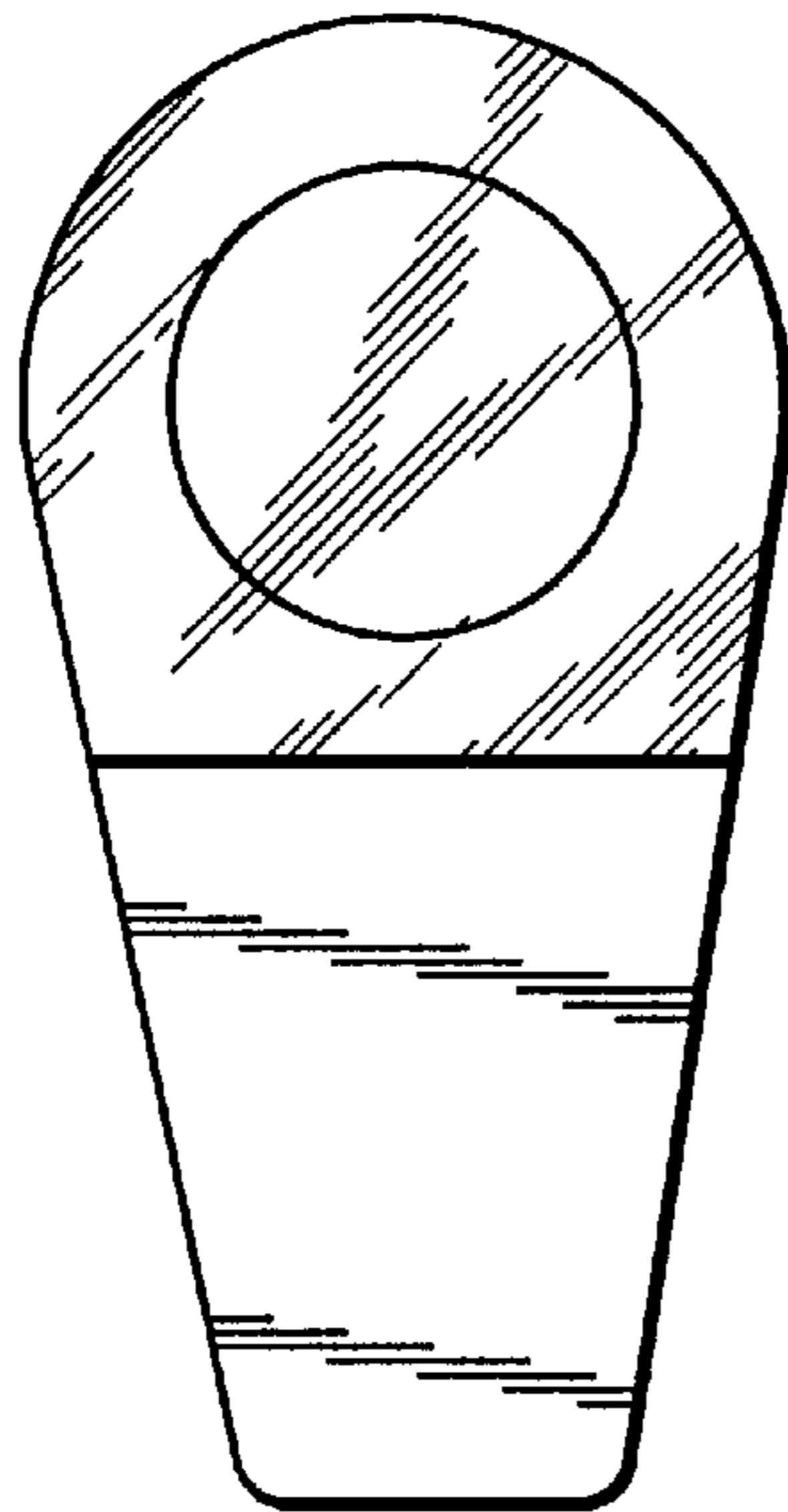


Fig. 3



Fig. 4



Fig. 5



Fig. 6