



US00D411213S

**United States Patent** [19]  
**Rockwell**

[11] **Patent Number: Des. 411,213**  
[45] **Date of Patent: \*\* Jun. 22, 1999**

[54] **ORNATE CONTACT LENS**

[76] Inventor: **Brian K Rockwell**, P.O. Box 496144,  
Garland, Tex. 75049-6144

[\*\*] Term: **14 Years**

[21] Appl. No.: **29/080,234**

[22] Filed: **Dec. 4, 1997**

[51] **LOC (6) Cl.** ..... **16-06**

[52] **U.S. Cl.** ..... **D16/101**

[58] **Field of Search** ..... D16/101; 351/41,  
351/44, 51, 52, 160 R, 162, 160 H

[56] **References Cited**

**U.S. PATENT DOCUMENTS**

D. 305,768 1/1990 Barkley ..... D16/306  
5,059,018 10/1991 Kanome et al. .... 351/162  
5,495,305 2/1996 Martin et al. .... 351/160 R

**OTHER PUBLICATIONS**

“Contacto”, Nov. 1975.

*Primary Examiner*—Raphael Barkai

[57] **CLAIM**

The ornamental design for a ornate contact lens, as shown.

**DESCRIPTION**

FIG. 1 is a front elevational view of the ornate contact lens of the present invention;

FIG. 2 is a back elevational view of the ornate contact lens of FIG. 1;


FIG. 3 is a right side elevational view of the ornate contact lens of FIG. 1;

FIG. 4 is a left side elevational view of the ornate contact lens of FIG. 1;

FIG. 5 is a top plan view of the ornate contact lens of FIG. 1;

FIG. 6 is a bottom plan view of the ornate contact lens of FIG. 1; and,

FIG. 7 is a cross sectional view along line 7—7 of FIG. 1 of the ornate contact lens of FIG. 1.



**1 Claim, 3 Drawing Sheets**

FIG. 1


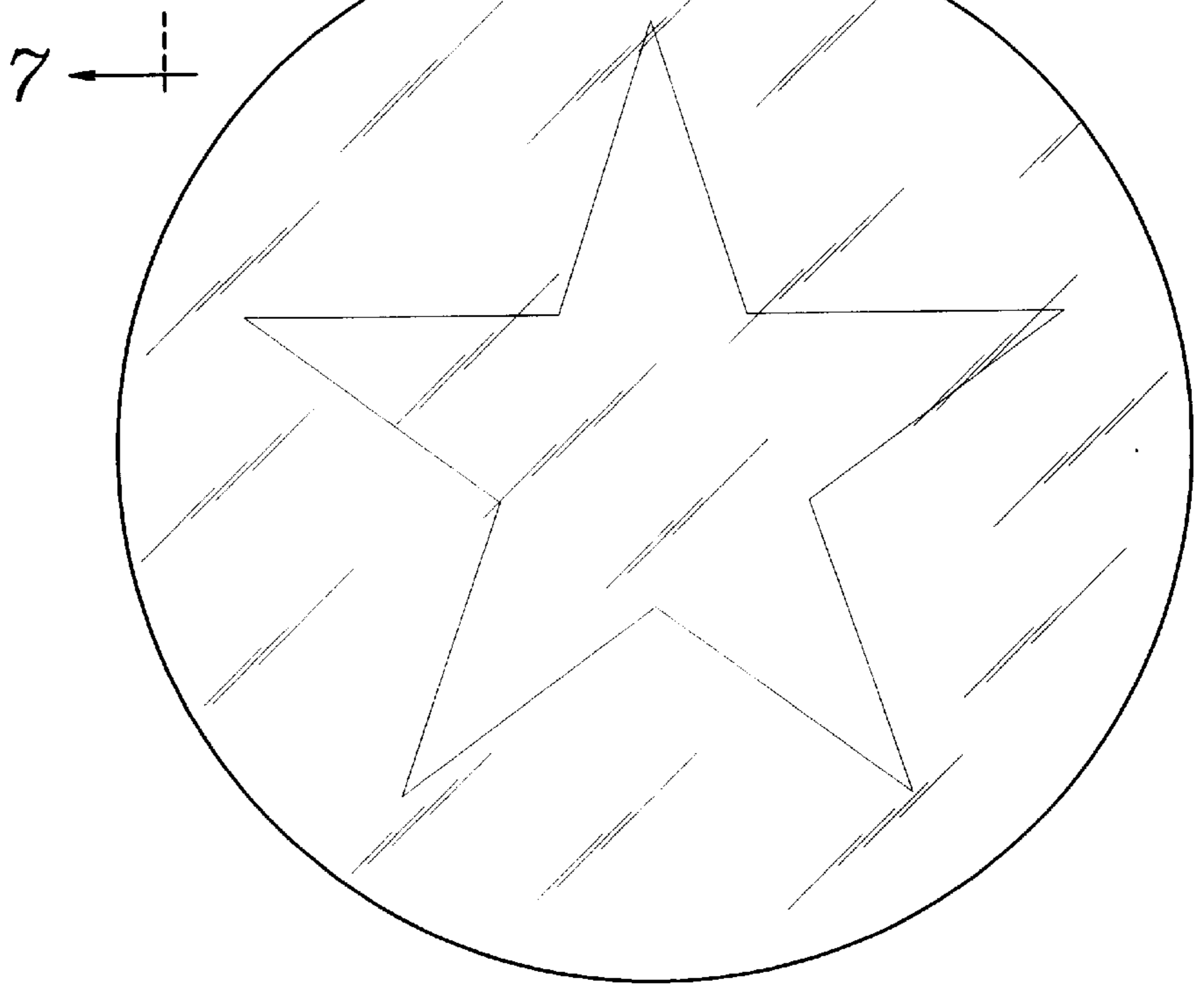




FIG. 2



*FIG. 3*



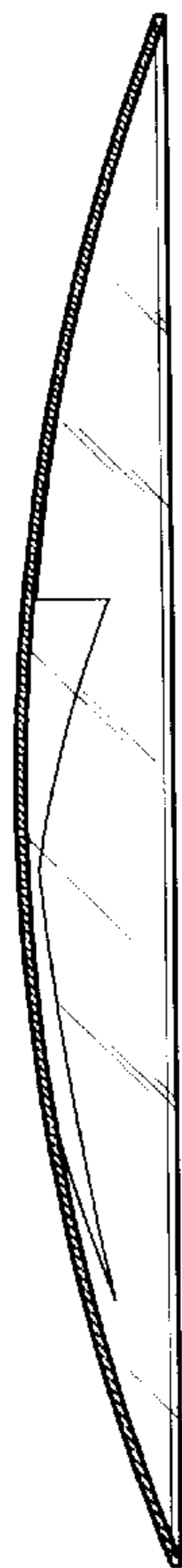
*FIG. 4*



*FIG. 5*



*FIG. 7*



*FIG. 6*

