



US00D411208S

United States Patent [19] Richter

[11] **Patent Number: Des. 411,208**
[45] **Date of Patent: ** Jun. 22, 1999**

[54] **FLAT TELEPHONE HOLDER WITH ADHESIVE MOUNT**

2,686,231 8/1954 Stevens 379/447
5,333,767 8/1994 Anderson 224/183

[76] Inventor: **Herbert Richter**, Drosselweg 8, 75331 Engelbrand, Germany

Primary Examiner—Jeffrey Asch
Attorney, Agent, or Firm—Klaus J. Bach

[**] Term: **14 Years**

[57] **CLAIM**

[21] Appl. No.: **29/098,684**

The ornamental design for a flat telephone holder with adhesive mount, as shown and described.

[22] Filed: **Jan. 4, 1999**

DESCRIPTION

[51] **LOC (6) Cl.** **14-03**

[52] **U.S. Cl.** **D14/253**

[58] **Field of Search** D14/137, 138, D14/148, 147, 149-151, 140-142, 240, 241, 251, 253; 379/433-436, 419, 420, 428, 440, 454, 455, 446, 447; D13/107, 108; 320/110, 113, 114, 115; D16/242; D11/131, 132; D7/388, 392.1

FIG. 1 is a perspective view of the flat magnetic telephone holder;

FIG. 2 is a right end view of the flat telephone holder with adhesive mount shown in FIG. 1, the left end being a mirror image thereof.

FIG. 3 is a top end view of the flat telephone holder with adhesive mount shown in FIG. 2;

FIG. 4 is a rear view of the flat telephone holder with adhesive mount shown in FIG. 1; and,

FIG. 5 is a right side view of the flat telephone holder with adhesive mount shown in FIG. 1, the left side being a mirror image thereof.

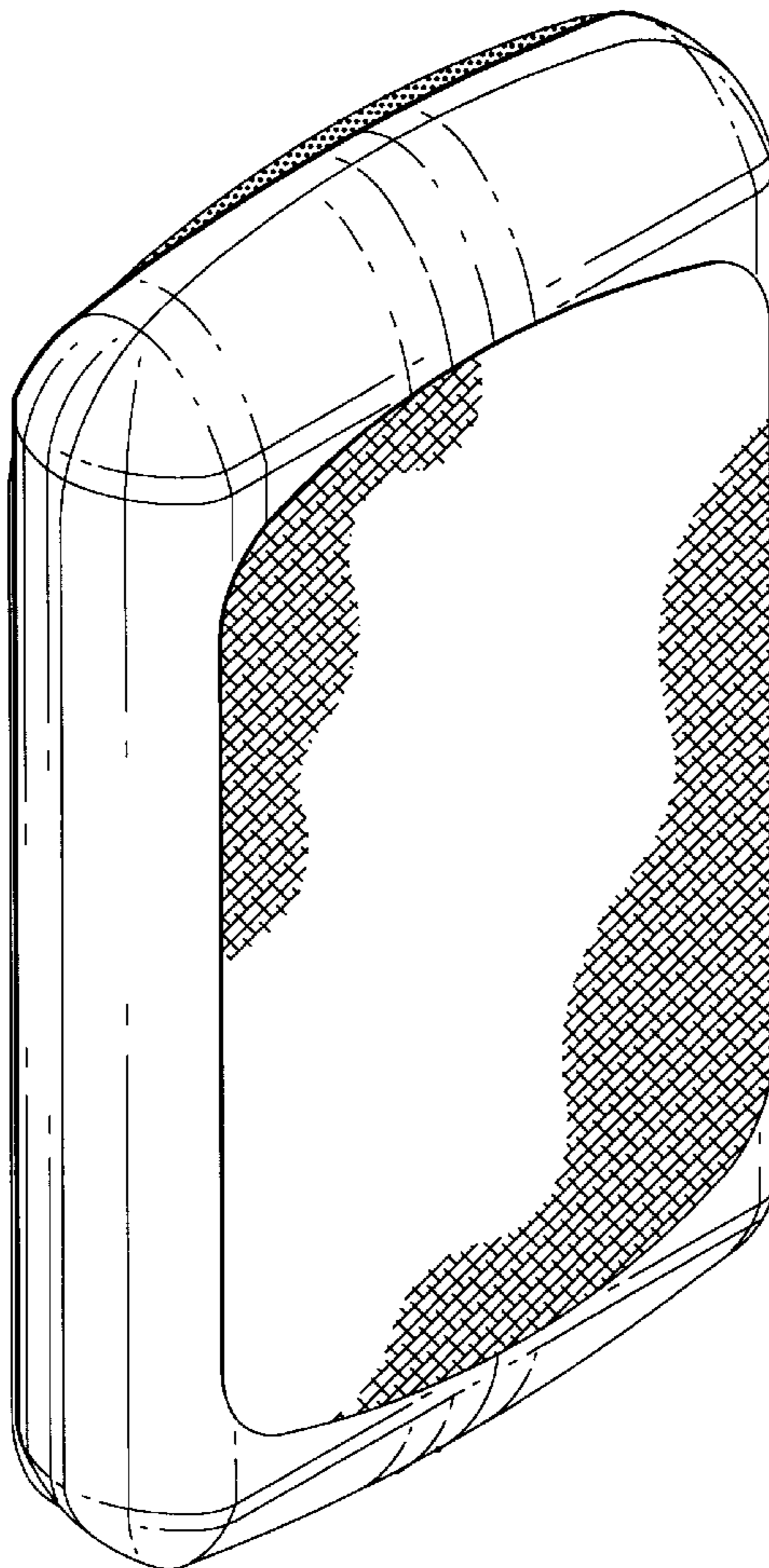
[56] **References Cited**

U.S. PATENT DOCUMENTS

D. 239,691 4/1976 Ashton D7/388
D. 289,719 5/1987 Daenan et al. D7/392.1
D. 317,730 6/1991 Mo D11/5
D. 321,491 11/1991 Stagl D11/132
D. 346,805 5/1994 Kim D14/240
D. 406,592 3/1999 Richter D14/253

The patterned surface treatments schematically depicted throughout the views are continuous about the surfaces on which they are shown.

1 Claim, 3 Drawing Sheets



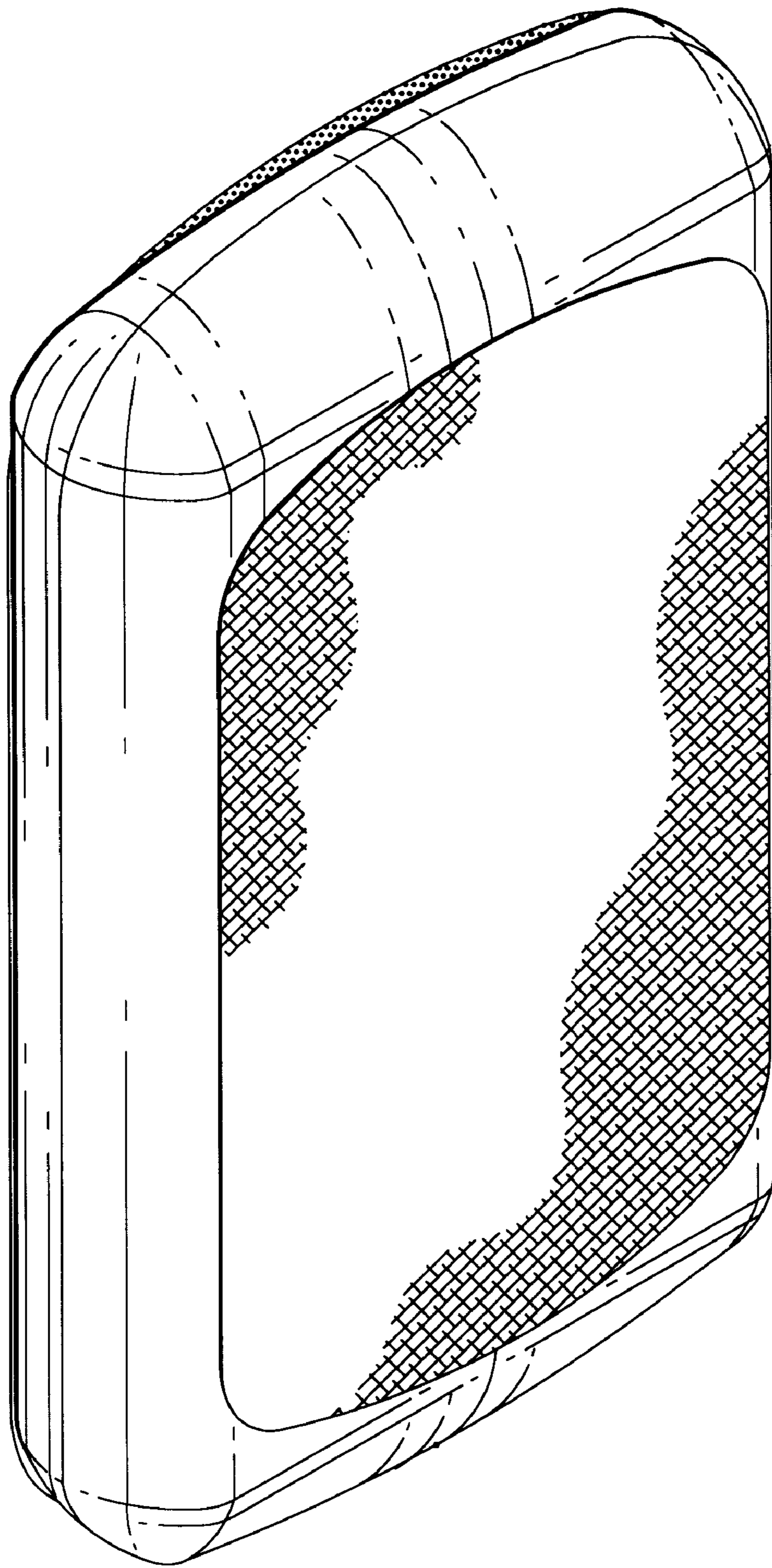


FIG. 1

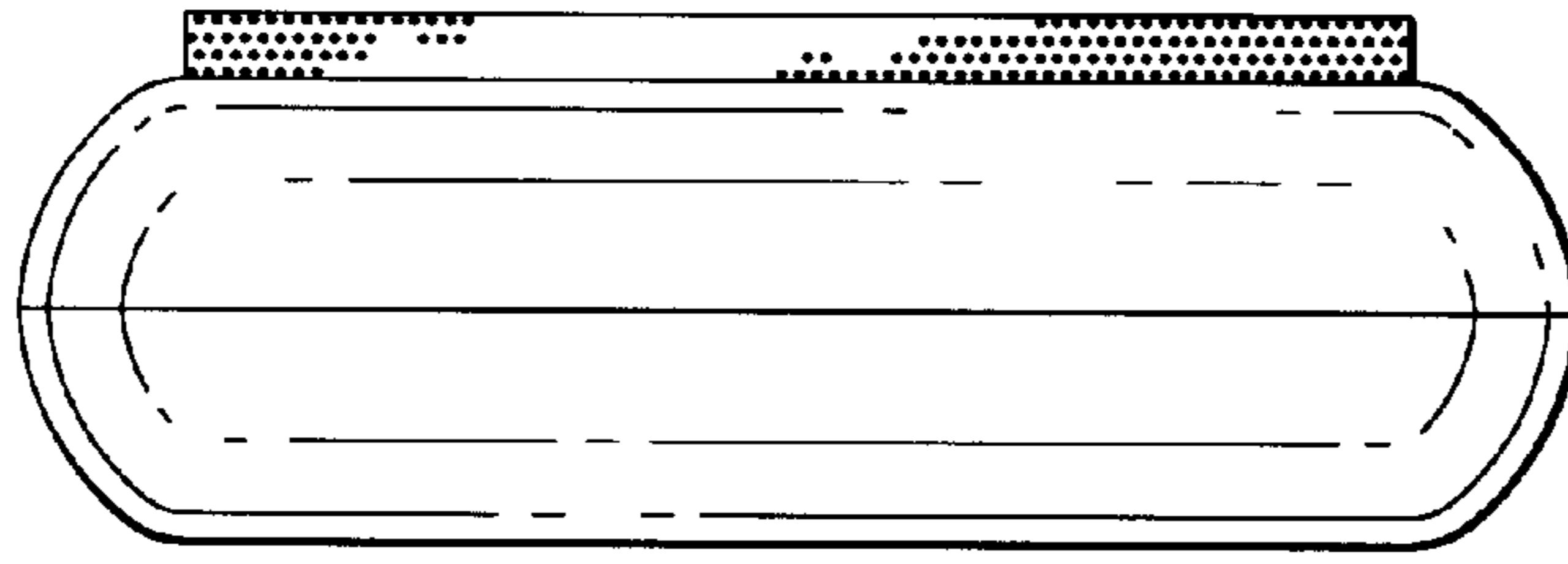


FIG. 3

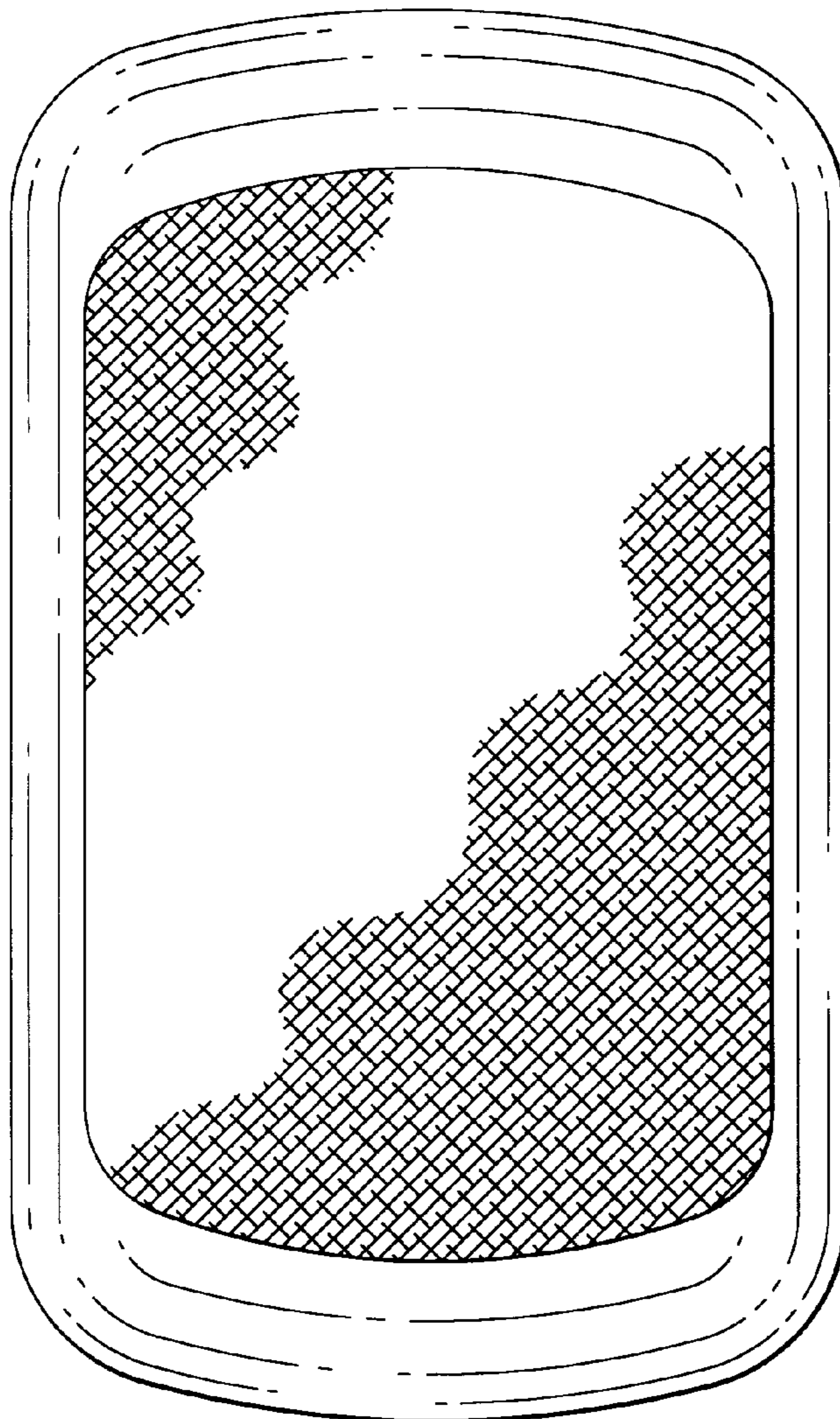


FIG. 2




FIG. 4




FIG. 5