



US00D411192S

**United States Patent** [19]  
**Wu**

[11] **Patent Number: Des. 411,192**  
[45] **Date of Patent: \*\* Jun. 22, 1999**

[54] **COMBINED COMPUTER MOUSE PAD AND MOUSE CONTAINER**

5,692,815 12/1997 Murphy ..... 312/283

[76] Inventor: **Robert Wu**, No. 16, Yu 6 Road, Yu Shih Industrial Park, Taichung Hsien, Taiwan

*Primary Examiner*—Kay H. Chin  
*Attorney, Agent, or Firm*—Charles E. Baxley, Esq.

[\*\*] Term: **14 Years**

[57] **CLAIM**

The ornamental design for combined computer mouse pad and mouse container, as shown and described.

[21] Appl. No.: **29/089,912**

**DESCRIPTION**

[22] Filed: **Jun. 24, 1998**

FIG. 1 is a perspective view of a combined computer mouse pad and mouse container showing my new design; FIG. 2 is a front elevational view thereof; FIG. 3 is a rear elevational view thereof; FIG. 4 is a left side elevational view thereof; FIG. 5 is a right side elevational view thereof; FIG. 6 is a top plan view thereof; and, FIG. 7 is a bottom plan view thereof; and, FIG. 8 is the perspective view embodying the utilization of combined computer mouse pad and mouse container in which the mouse is not comprised in my design.

[51] **LOC (6) Cl.** ..... **14-02**

[52] **U.S. Cl.** ..... **D14/117.3; D14/114**

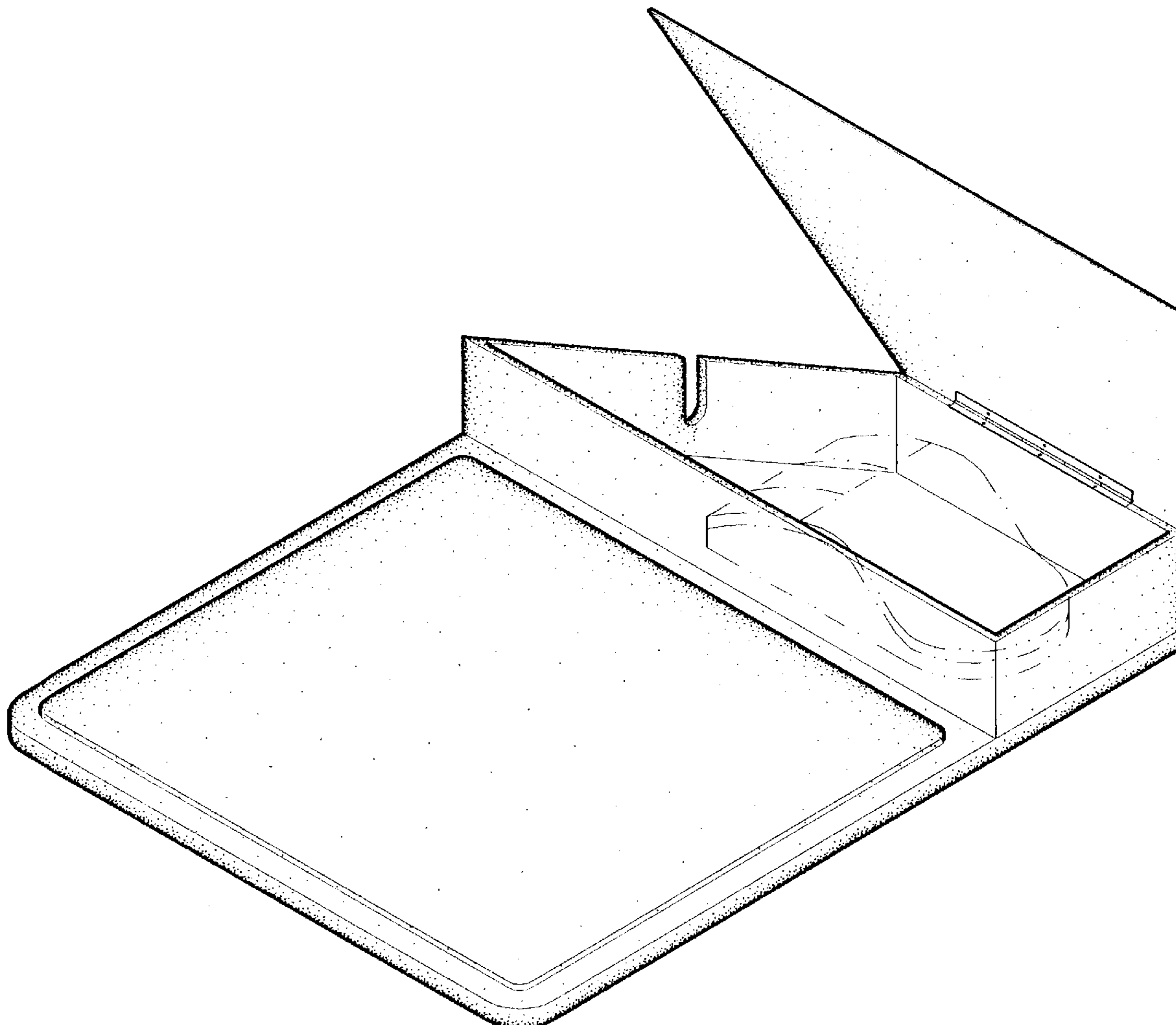
[58] **Field of Search** ..... D14/100, 114, D14/117.1, 117.2, 117.3, 117.9; 248/917, 1, 924, 118, 118.1, 118.3, 118.51, 346.01; 400/75, 715; D18/12; 344/202

[56] **References Cited**

**U.S. PATENT DOCUMENTS**

D. 402,972 12/1998 Chen ..... D14/114  
5,542,637 8/1996 Schriener ..... 248/346.01

**1 Claim, 6 Drawing Sheets**



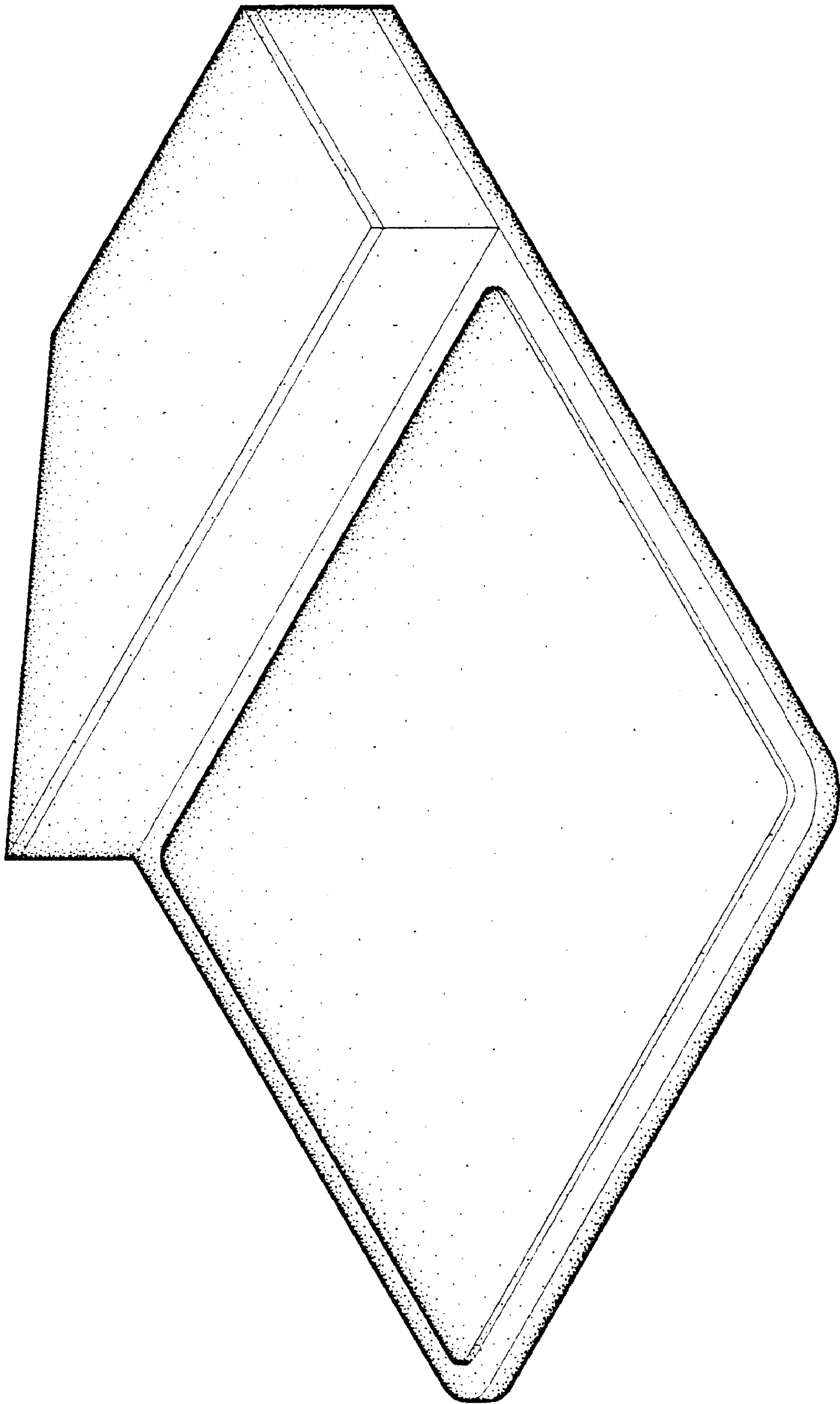


Fig. 1




Fig. 2

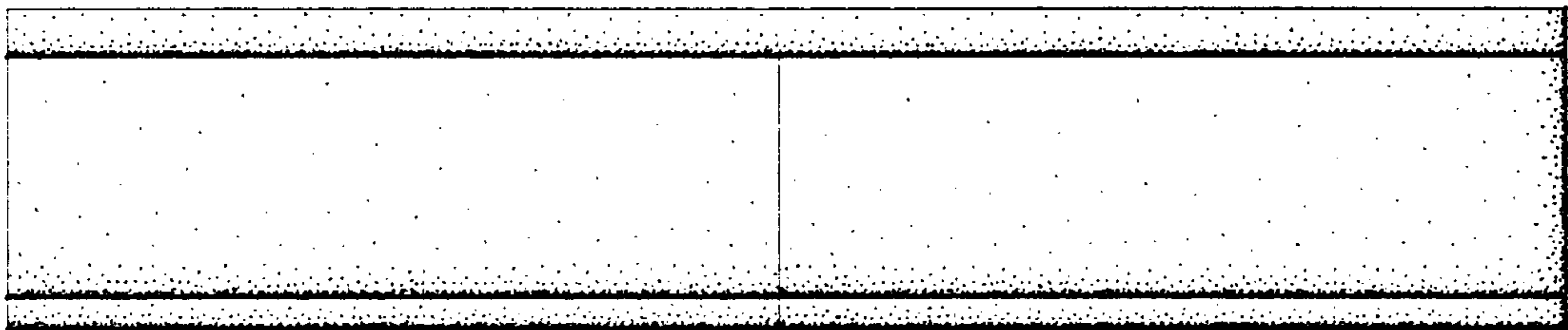


Fig. 3




Fig. 4




Fig. 5




Fig. 6




Fig. 7

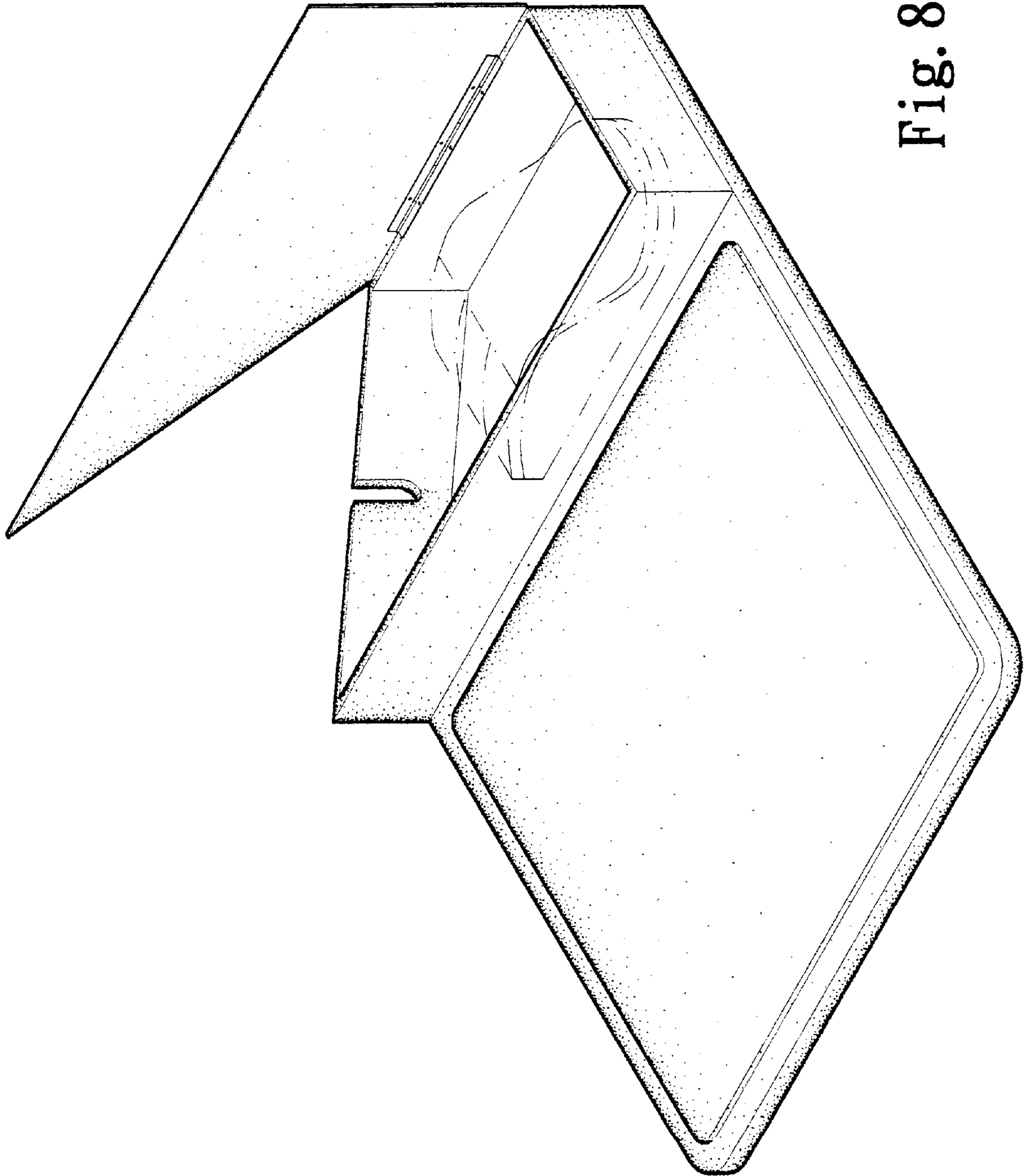


Fig. 8