



US00D411185S

United States Patent [19] Isshiki

[11] **Patent Number: Des. 411,185**
[45] **Date of Patent: ** Jun. 22, 1999**

[54] **DATA TRANSFER MACHINE FOR ELECTRONIC COMPUTERS**

M94 05 098 12/1994 Germany .
830458 2/1992 Japan .
905735 8/1994 Japan .
915498 12/1994 Japan .

[75] Inventor: **Masao Isshiki**, Kanagawa-ken, Japan

[73] Assignee: **Kabushiki Kaisha Toshiba**, Kawasaki, Japan

[**] Term: **14 Years**

[21] Appl. No.: **29/091,138**

[22] Filed: **Jul. 23, 1998**

[30] **Foreign Application Priority Data**

Mar. 25, 1998 [JP] Japan 10-8128

[51] **LOC (6) Cl.** **14-02**

[52] **U.S. Cl.** **D14/107; D14/109**

[58] **Field of Search** D14/100, 102, D14/107-109; D13/162, 184, 199; D6/432, 436, 445, 448; 312/208.1; 360/99.12; 369/34, 36; 361/694, 696

[56] **References Cited**

U.S. PATENT DOCUMENTS

D. 323,818 2/1992 Willis et al. D14/100
D. 335,489 5/1993 Sander D14/100
D. 337,995 8/1993 Barbera et al. D14/100
D. 340,040 10/1993 Gifford et al. .
D. 360,623 7/1995 Ando .

FOREIGN PATENT DOCUMENTS

M91 09 097 5/1992 Germany .

OTHER PUBLICATIONS

NEC Corporation, Denpa Shinbun, News Paper, dated Oct. 9, 1996.

Oki Denki Kogyo, Catalogue No. TA322DSU PCLINK, dated Sep. 9, 1997.

Nihon Musen, Wireless Lan Adapter/Bridge JRL-200 Series, date unknown.

Falcon™ Magazine, Multiplatform Hardware, Software and Networking Solutions, pp. 19, 22 and 43, Spring 1994.

Primary Examiner—Freda Nunn

Attorney, Agent, or Firm—Banner & Witcoff, Ltd.

[57] **CLAIM**

The ornamental design for a data transfer machine for electronic computers, as shown and described.

DESCRIPTION

FIG. 1 is a top, front and right side perspective view of a data transfer machine for electronic computers showing my new design;

FIG. 2 is a front elevational view thereof;

FIG. 3 is a right side elevational view thereof;

FIG. 4 is a left side elevational view thereof;

FIG. 5 is a rear elevational view thereof;

FIG. 6 is a top plan view thereof; and,

FIG. 7 is a bottom plan view thereof.

1 Claim, 3 Drawing Sheets

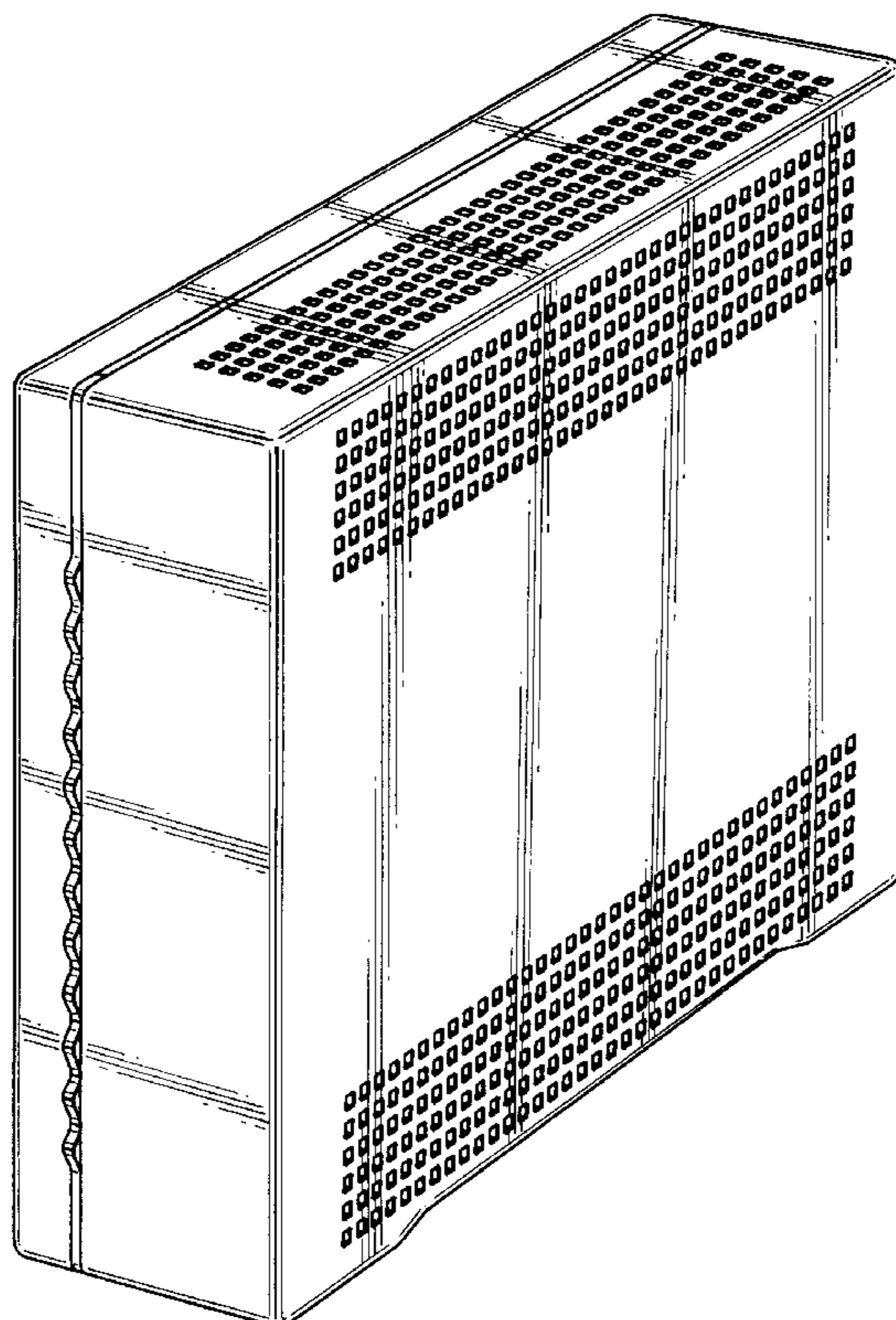


FIG. 1

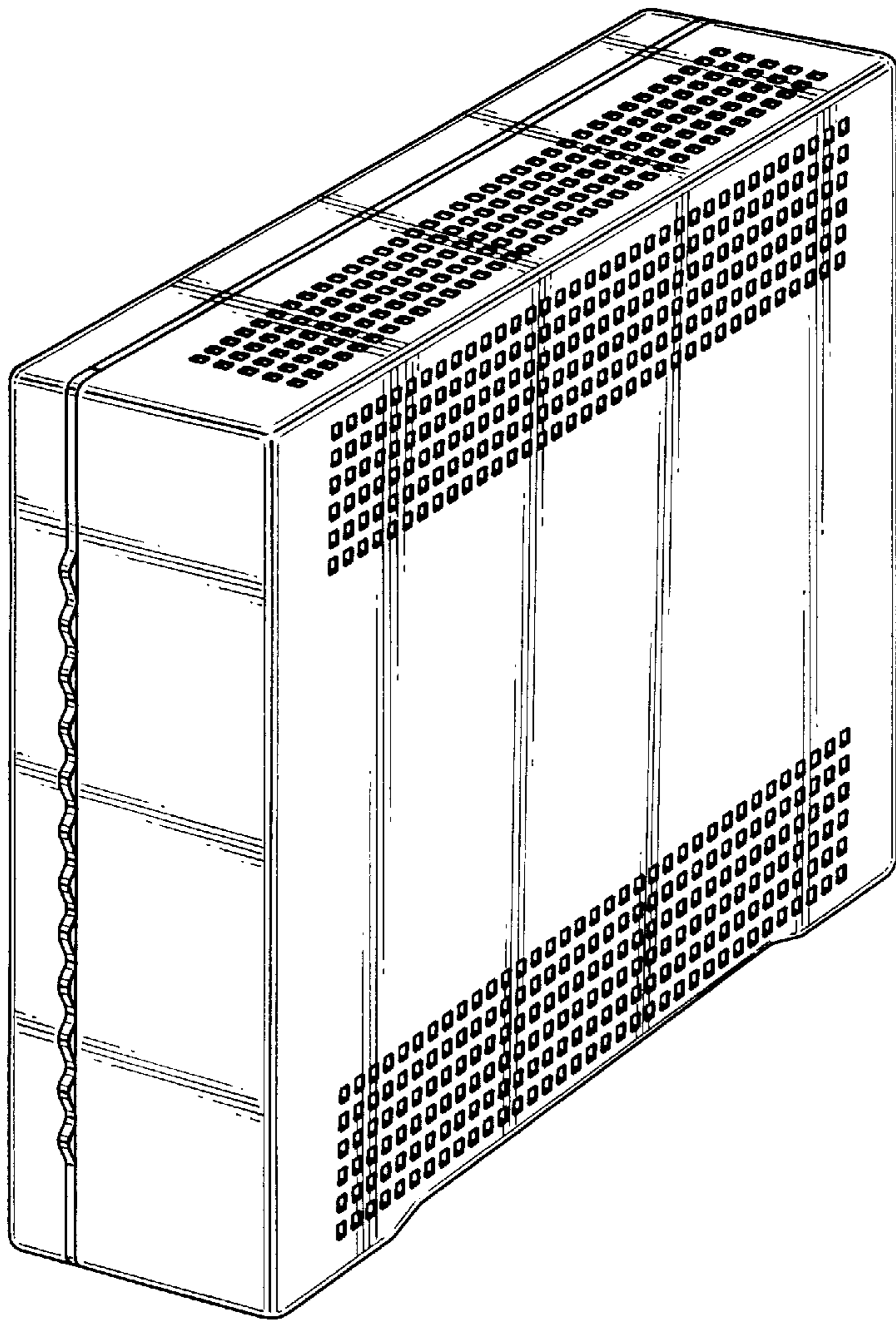


FIG. 2

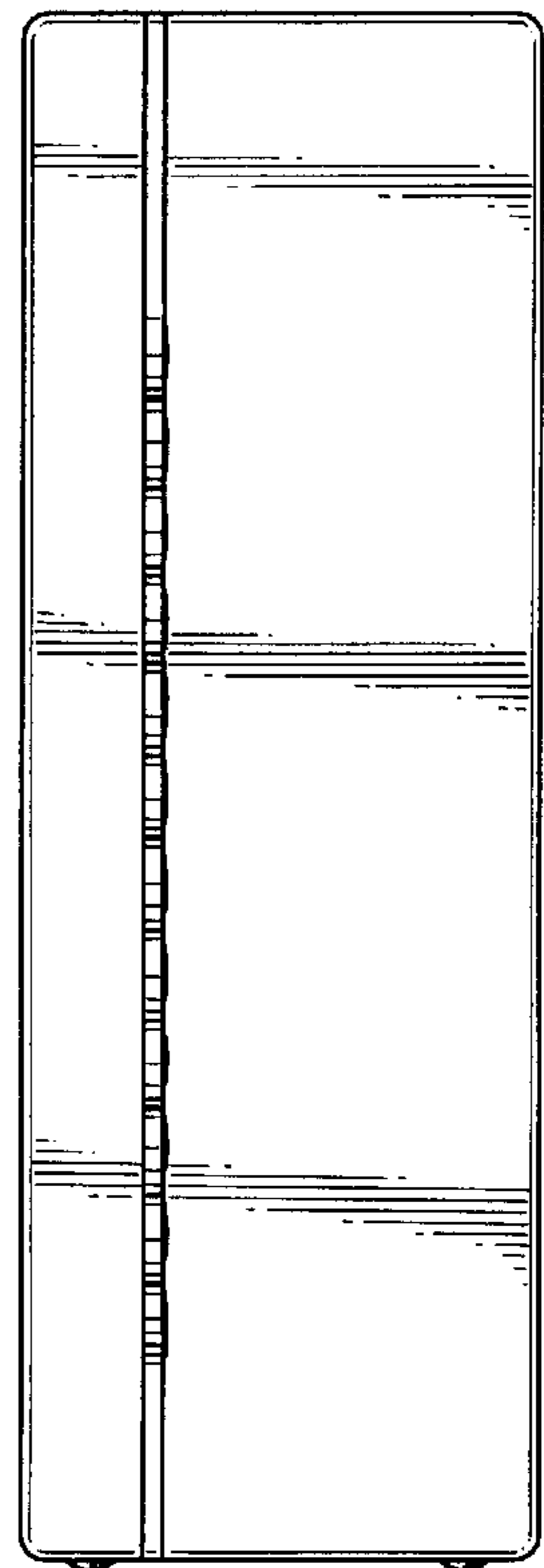


FIG. 3




FIG. 4

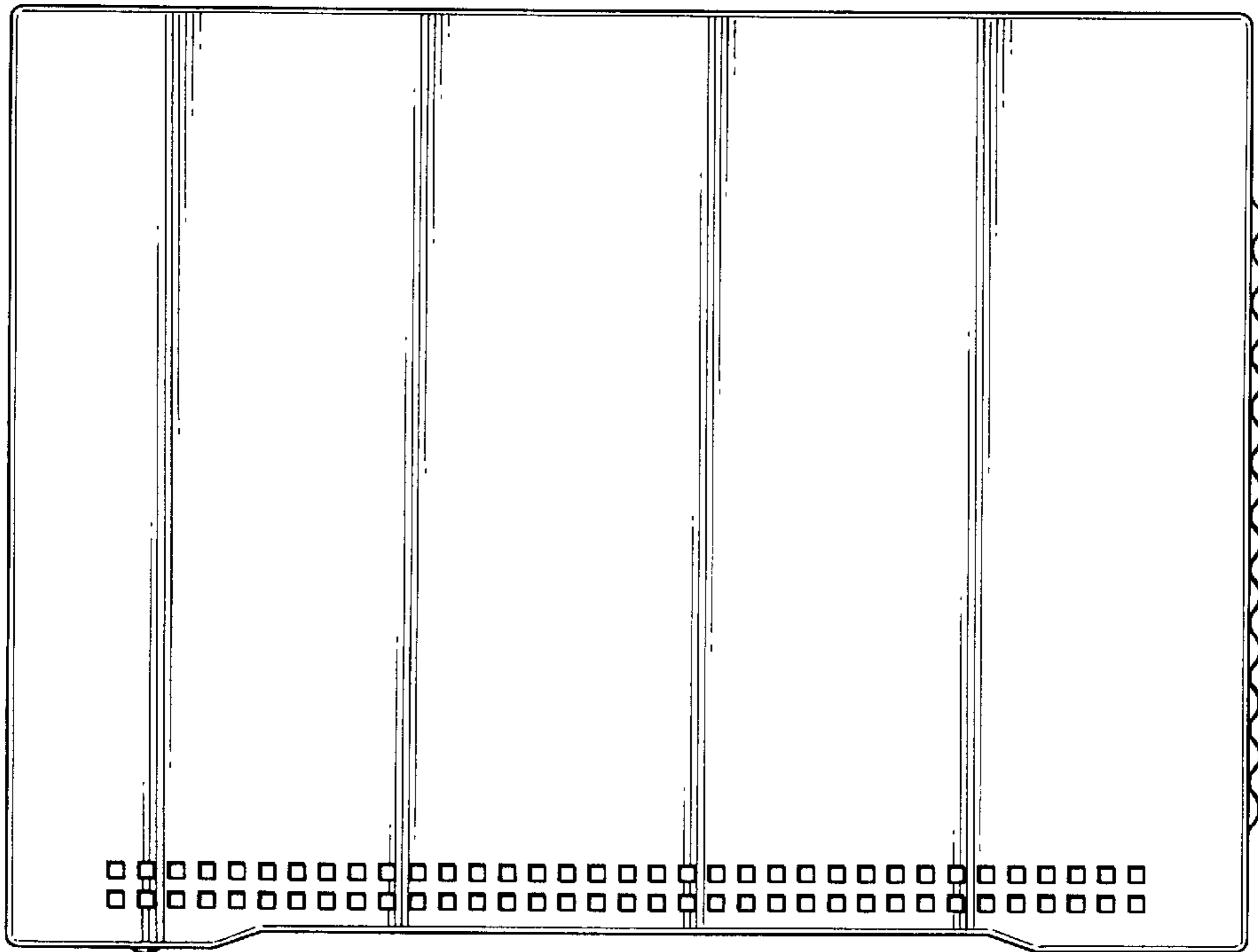


FIG. 5

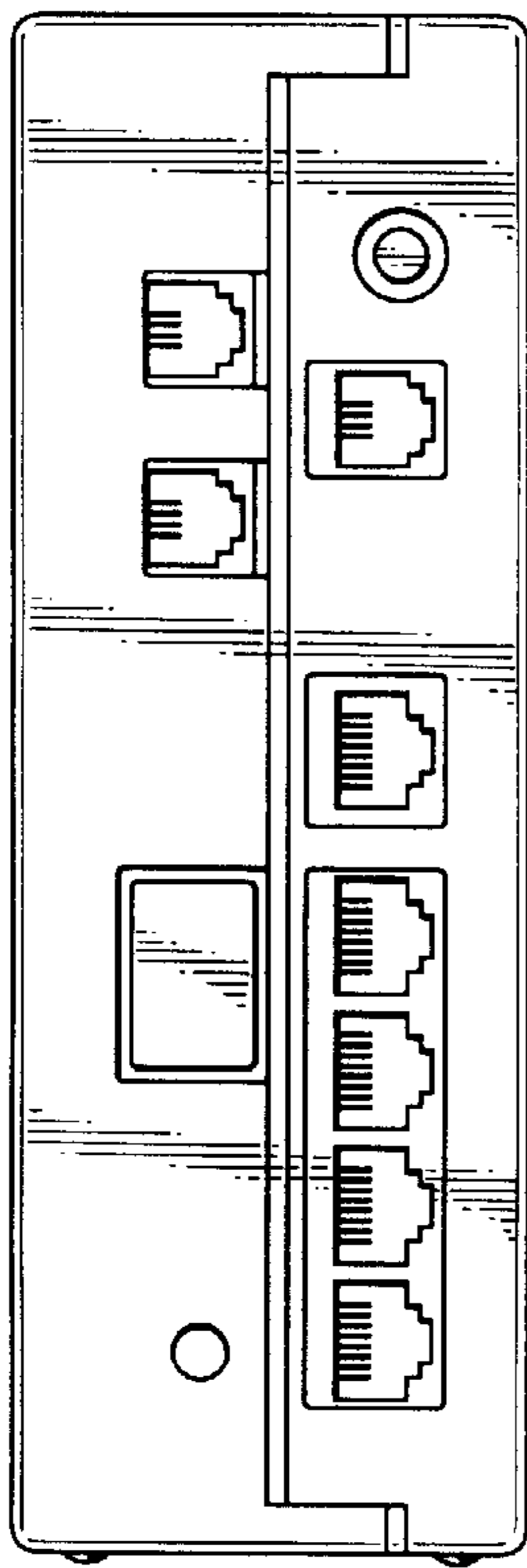


FIG. 6

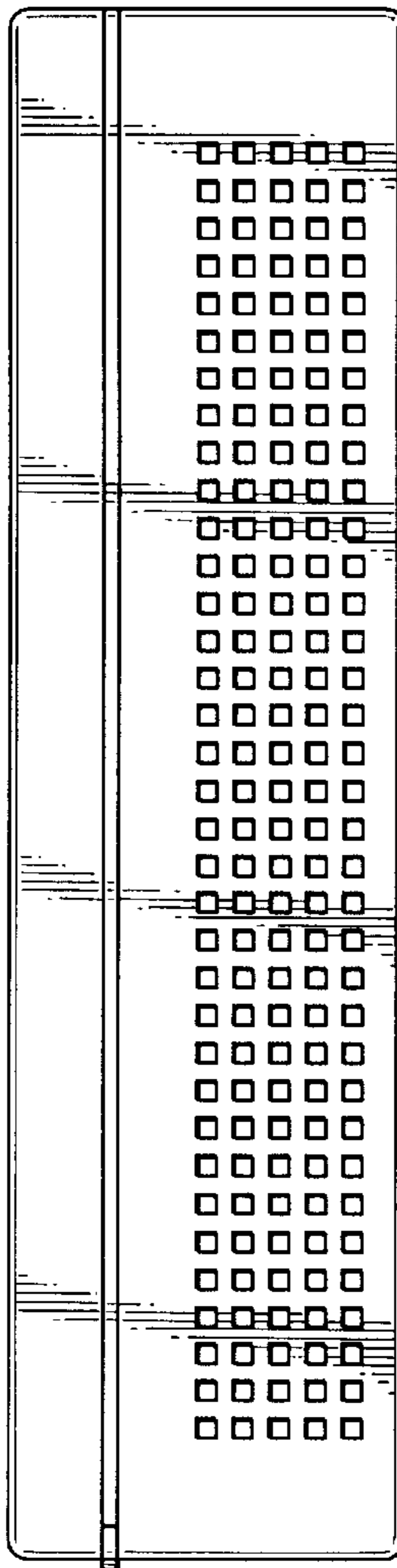


FIG. 7

