



US00D411178S

United States Patent [19] Ikenaga

[11] Patent Number: **Des. 411,178**

[45] Date of Patent: **** Jun. 22, 1999**

[54] **COMPUTER**

[75] Inventor: **Takashi Ikenaga**, Tokyo, Japan
[73] Assignee: **Sony Corporation**, Tokyo, Japan
[**] Term: **14 Years**

[21] Appl. No.: **29/082,658**
[22] Filed: **Jan. 29, 1998**

[30] **Foreign Application Priority Data**

Aug. 1, 1997 [JP] Japan 9-63500

[51] **LOC (6) Cl.** **14-02**
[52] **U.S. Cl.** **D14/100**
[58] **Field of Search** D14/100, 102,
D14/107-109; D13/162, 184, 199; D6/432,
436, 445, 448; 312/208.1; 360/99.12; 361/694,
696, 683, 685

[56] **References Cited**

U.S. PATENT DOCUMENTS

D. 357,902 5/1995 Daniels D14/100
D. 358,373 5/1995 Heard et al. D14/100
D. 380,203 6/1997 Stringer D14/102

OTHER PUBLICATIONS

Catalog "Aptiva T-model" *IBM* (Jun. 1997).
Catalog "Valuestar NX" *NEC* (Oct. 1997).
Catalog "VAIO" *Sony* (Dec. 1997).

Primary Examiner—Freda Nunn
Attorney, Agent, or Firm—Foley & Lardner

[57] **CLAIM**

The ornamental design for a computer, as shown and described.

DESCRIPTION

FIG. 1 is a perspective view of a computer showing our new design;
FIG. 2 is a perspective view thereof wherein the cover portion is in the open position;
FIG. 3 is a top plan view thereof;
FIG. 4 is a left side elevational view thereof;
FIG. 5 is a front elevational view thereof;
FIG. 6 is a bottom plan view thereof;
FIG. 7 is a right side elevational view thereof; and,
FIG. 8 is a rear elevational view thereof.

1 Claim, 3 Drawing Sheets

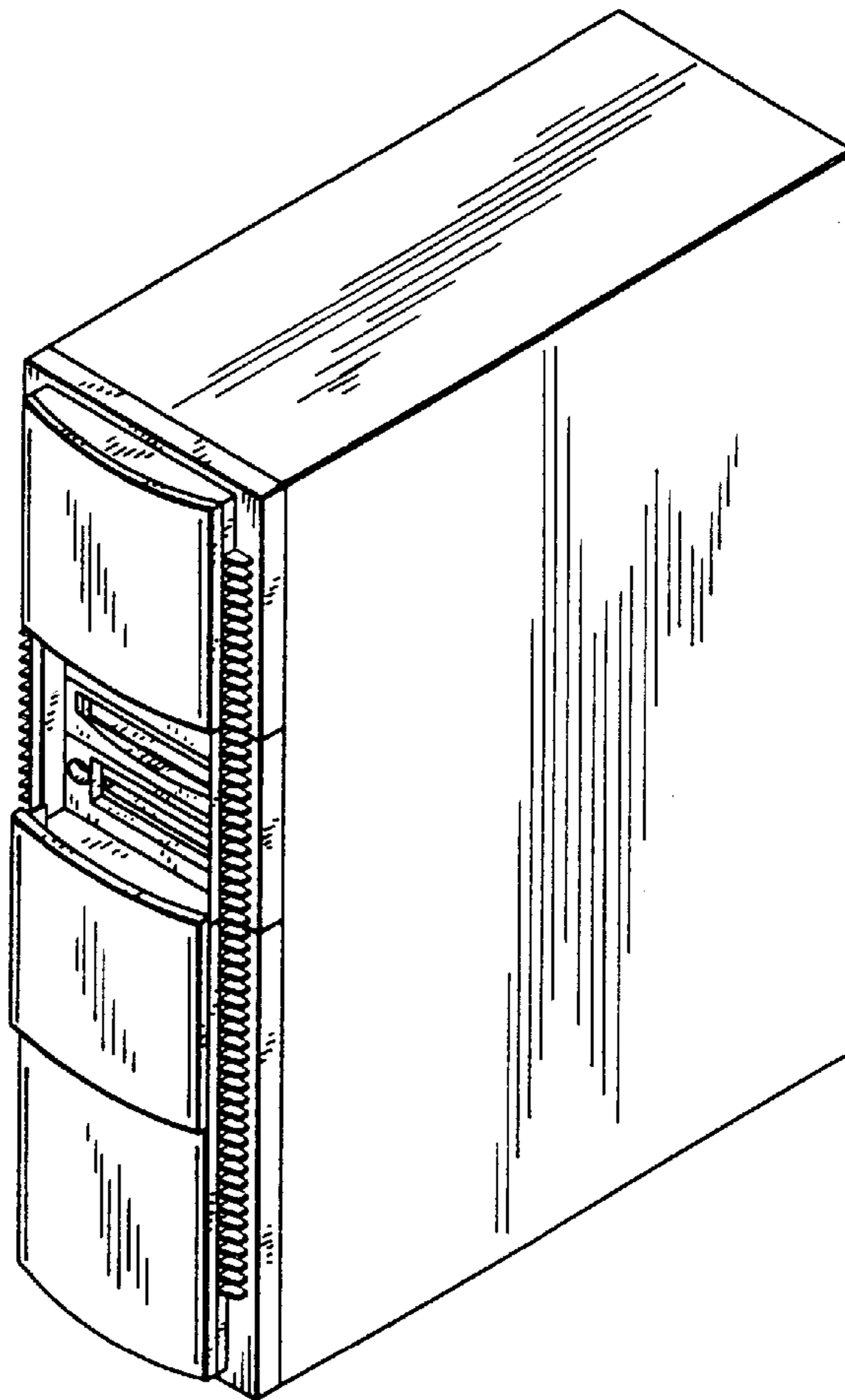
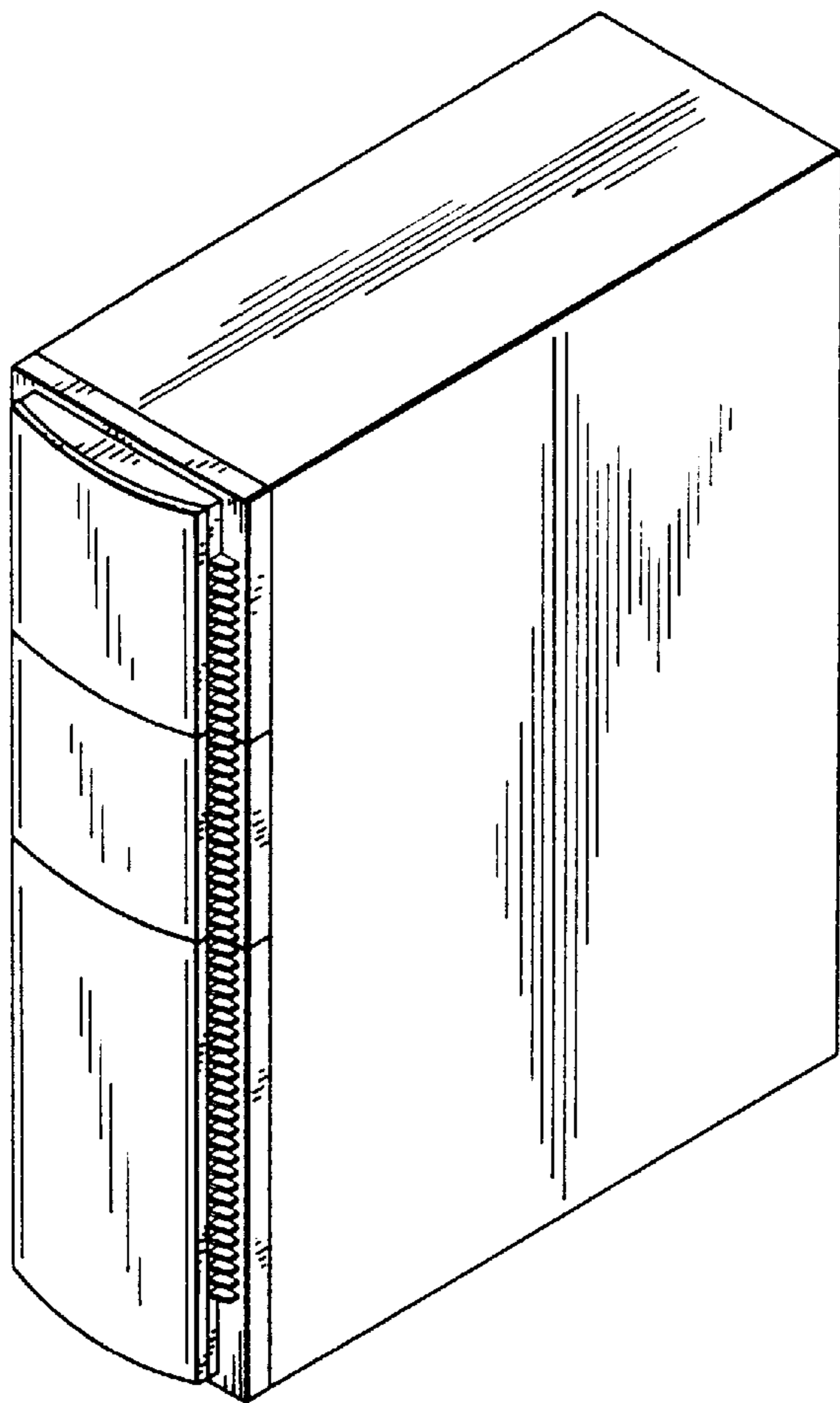


FIG. 2




FIG. 1




FIG. 3




FIG. 4

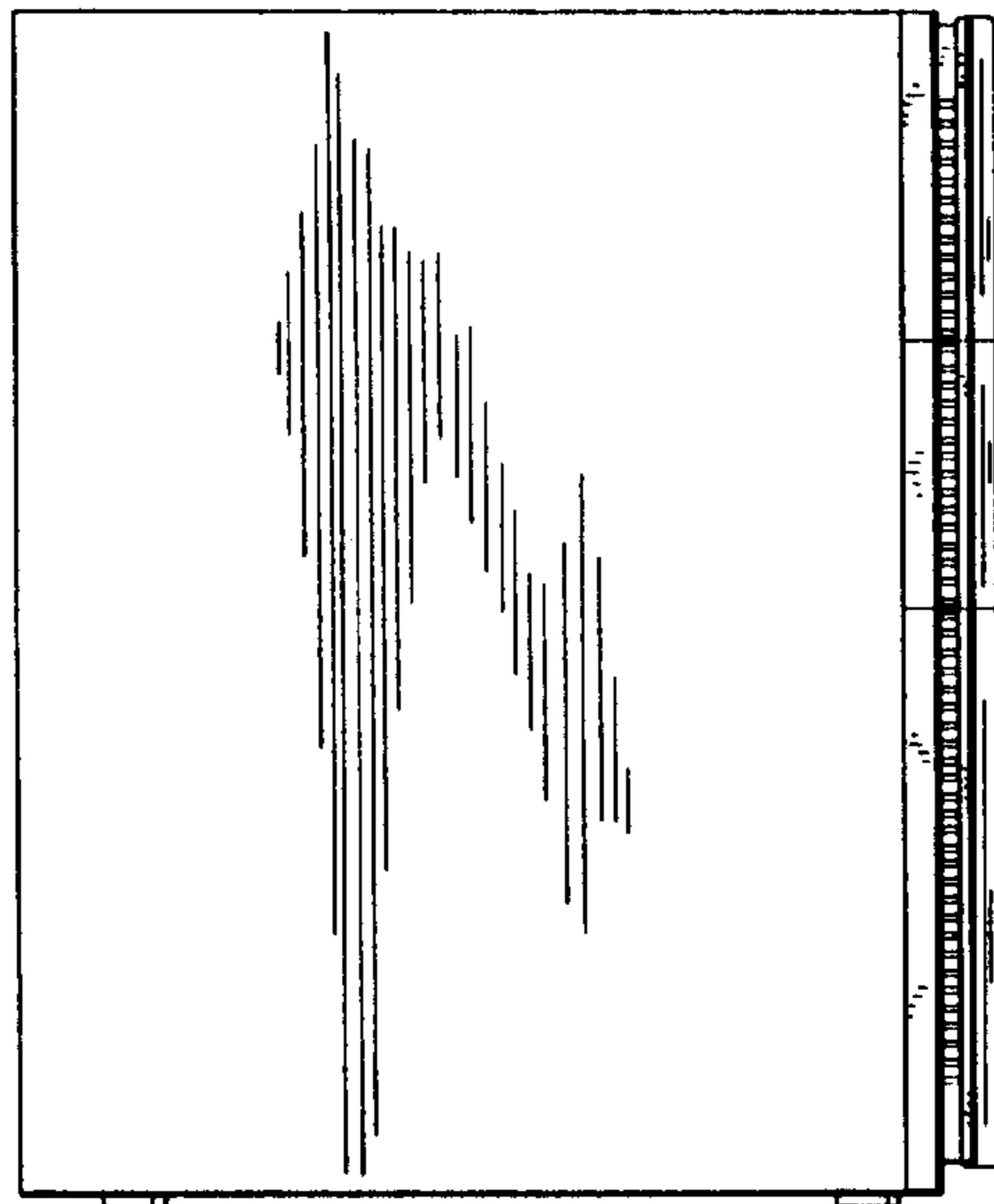


FIG. 5

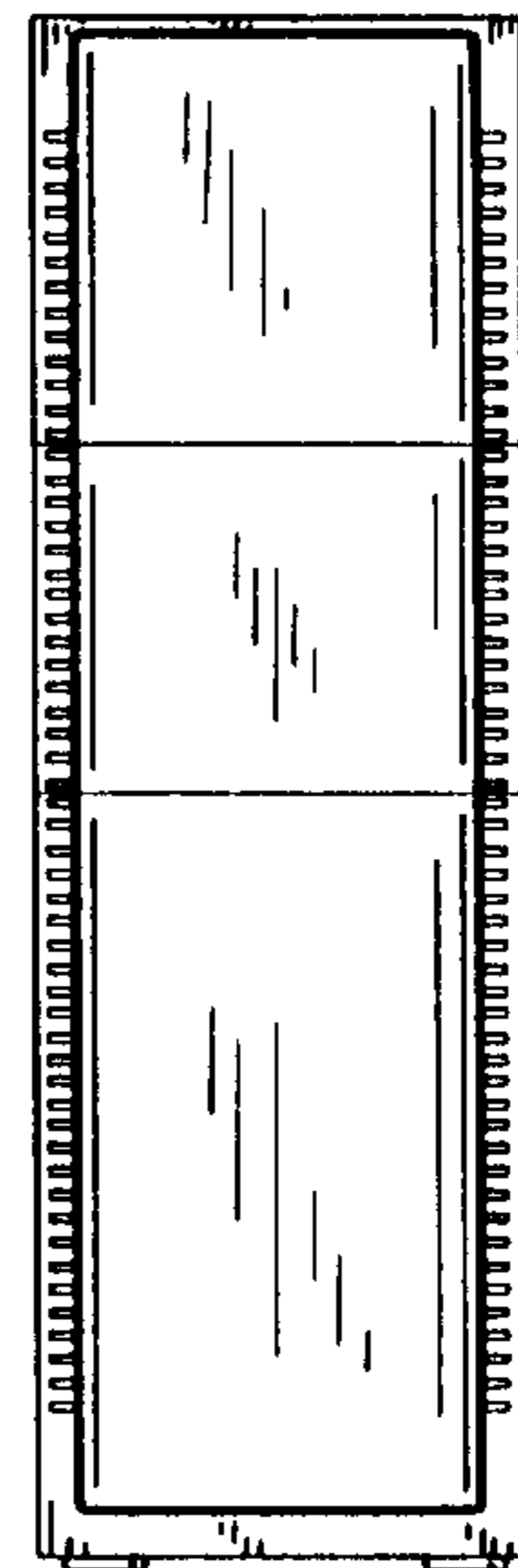


FIG. 6




FIG. 7




FIG. 8

