



US00D411153S

United States Patent [19]

Cesarini et al.

[11] Patent Number: Des. 411,153

[45] Date of Patent: ** Jun. 22, 1999

[54] TIRE FOR VEHICLES

[75] Inventors: **Riccardo Cesarini**, Bergamo;
Gianfranco Colombo, Concorezzo,
both of Italy

[73] Assignee: **Pirelli Pneumatici S.p.A.**, Milan, Italy

[**] Term: **14 Years**

[21] Appl. No.: **29/085,307**

[22] Filed: **Mar. 20, 1998**

[30] Foreign Application Priority Data

Sep. 26, 1997 [IT] Italy MI9700556

[51] LOC (6) Cl. **12-15**

[52] U.S. Cl. **D12/151; D12/147**

[58] Field of Search D12/136, 138,
D12/140-143, 146-152; 152/209 R, 209 A,
209 D

[56] References Cited

U.S. PATENT DOCUMENTS

- D. 338,438 8/1993 Bende et al. D12/151
- D. 346,777 5/1994 Haas et al. D12/151
- D. 372,694 8/1996 Suzuki D12/151

FOREIGN PATENT DOCUMENTS

- 63-159109 7/1988 Japan 152/209 R

OTHER PUBLICATIONS

Metzeler Tire Ad, Tire In Second Row, Third From Left, Cycle World Magazine, p. 209 Apr. 1987.

Continental Sport 2000 Street Tire, 1996 Tread Design Guide, p. 211 Feb. 1996.

Bridgestone BT50R Street Tire, 1996 Tread Design Guide, p. 207 Feb. 1996.

Primary Examiner—Robert M. Spear
Attorney, Agent, or Firm—Finnegan, Henderson, Farabow, Garrett & Dunner, L.L.P.

[57] CLAIM

The ornamental design for a tire for vehicles, as shown and described.

DESCRIPTION

FIG. 1 is a perspective view of a tire for vehicles depicting our new design, it being understood that the tread pattern repeats uniformly on the entire outer circumference of the tire;

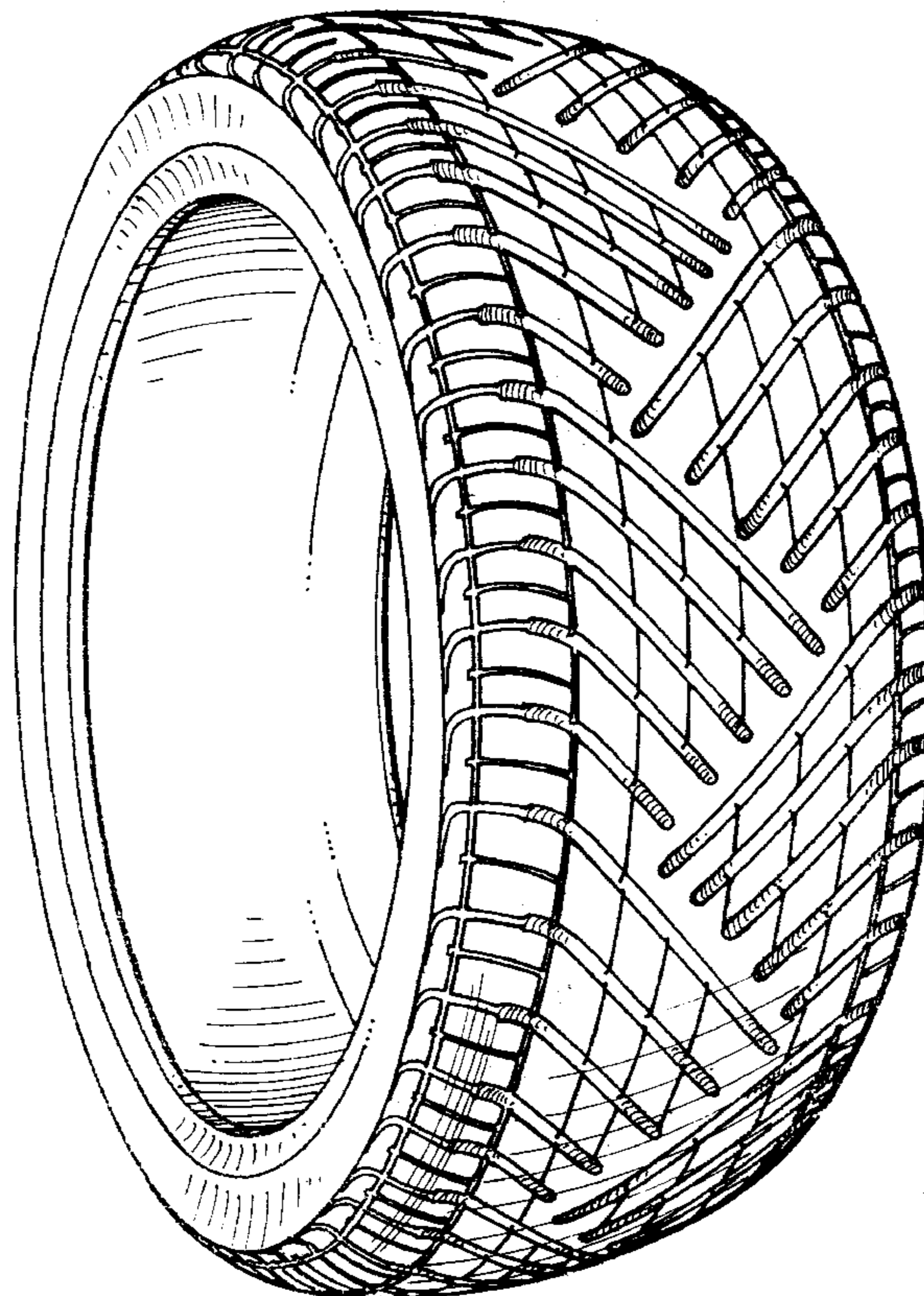
FIG. 2 is a front view of the design of FIG. 1;

FIG. 3 is a rear view of the design of FIG. 1;

FIG. 4 is a left side view of the design of FIG. 1; and,

FIG. 5 is a right side view of the design of FIG. 1.

1 Claim, 5 Drawing Sheets



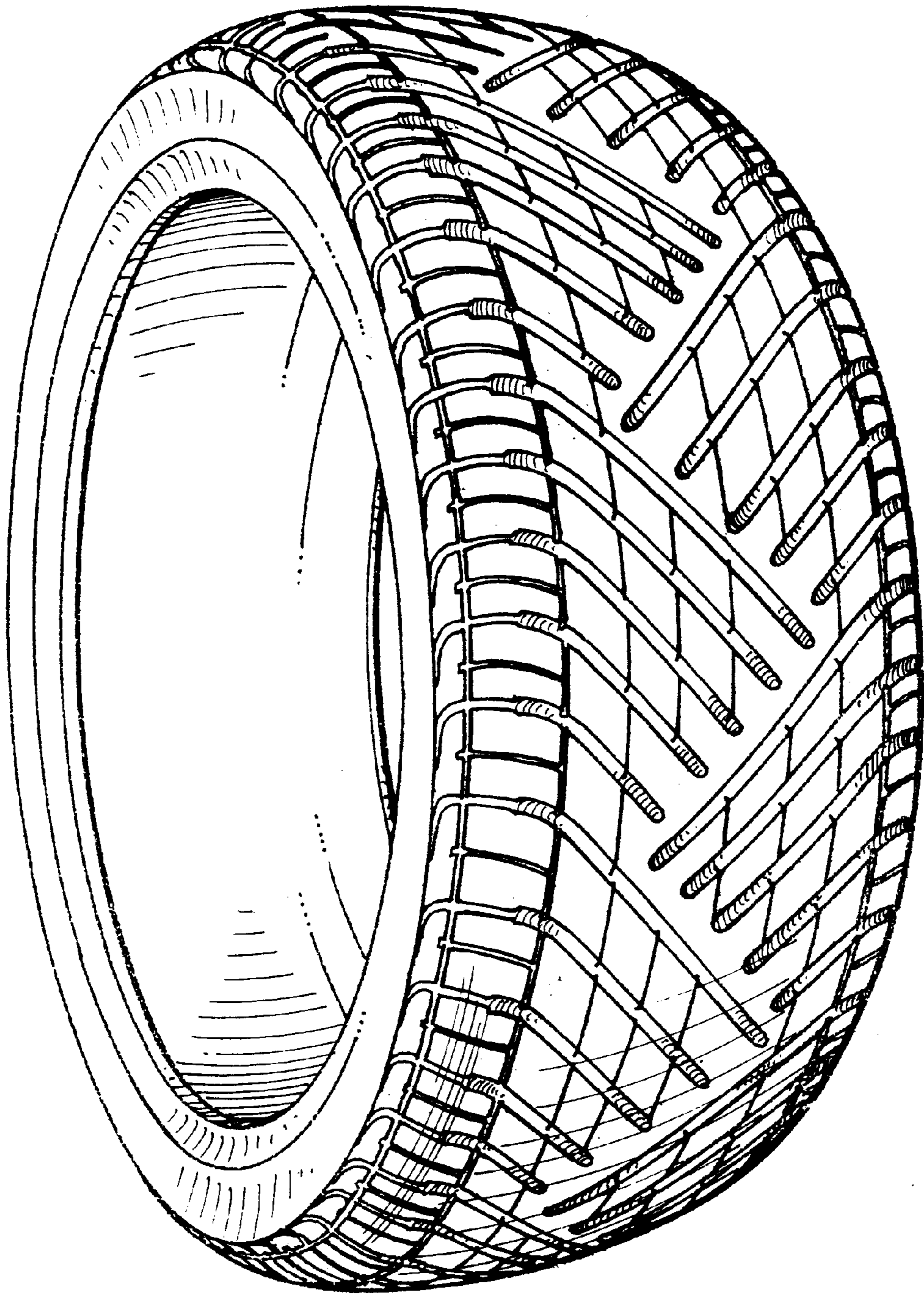


FIG. 1

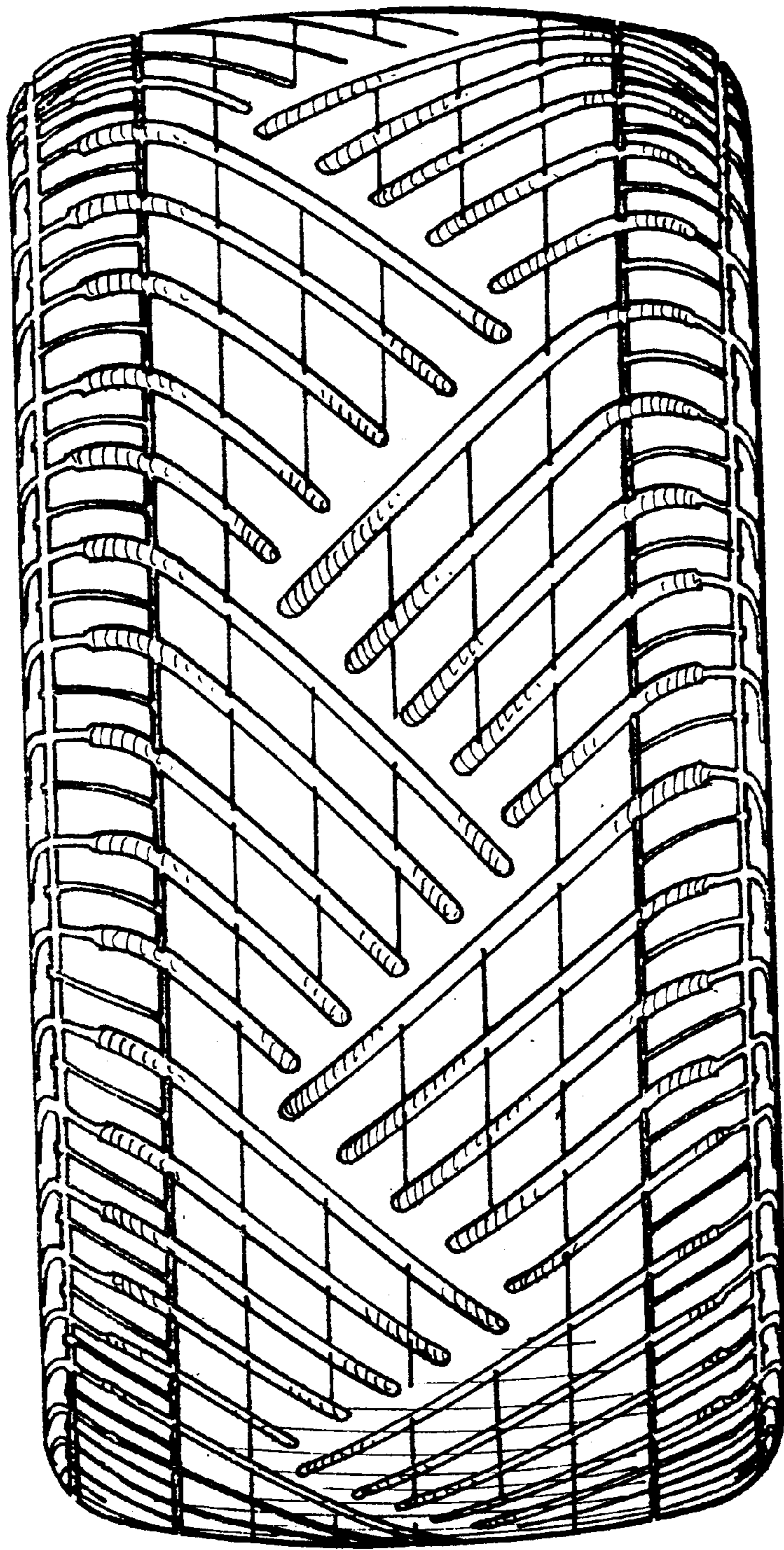


FIG. 2

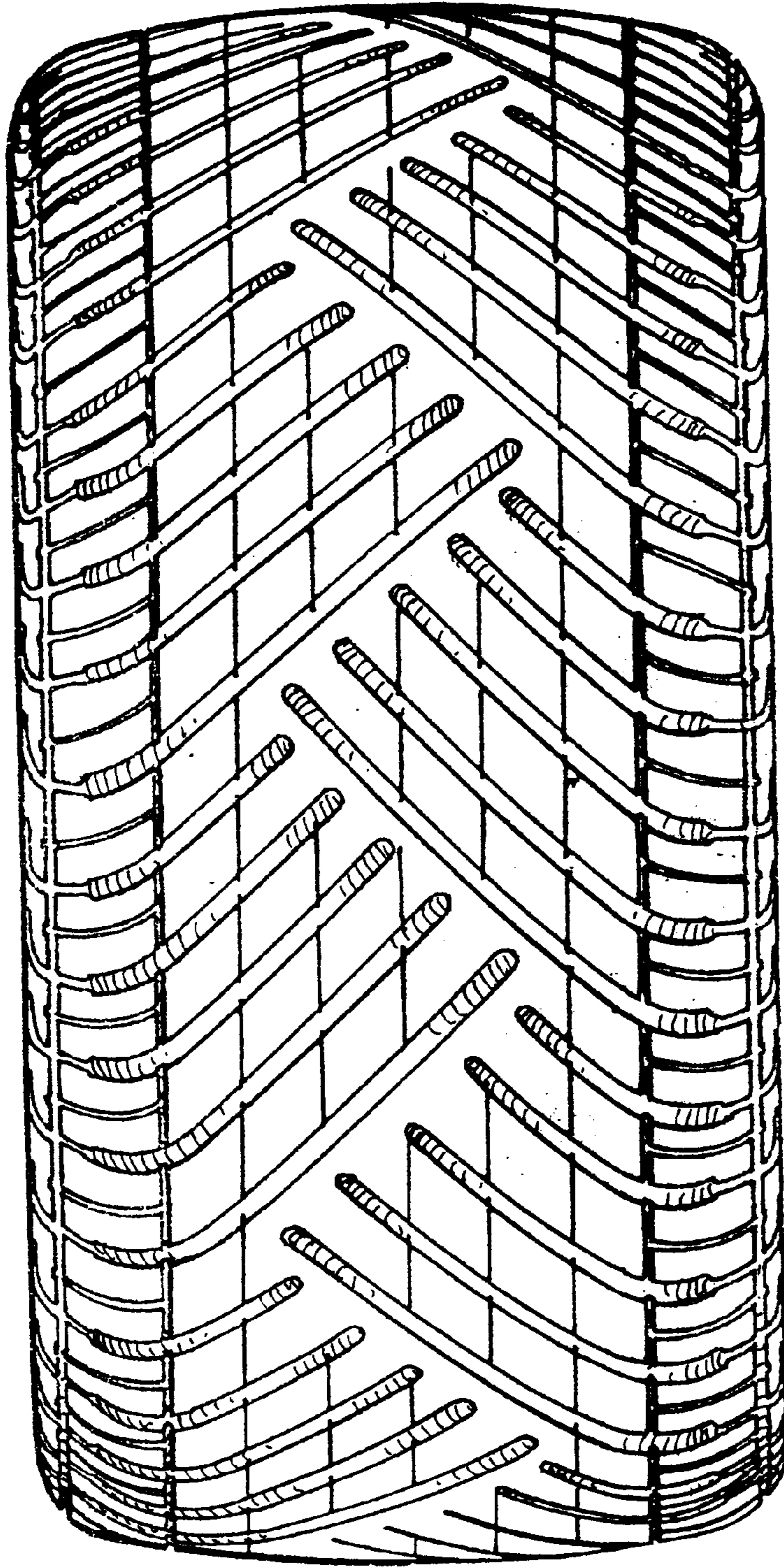


FIG.3




FIG. 4




FIG.5