



US00D411138S

# United States Patent [19] Ramaciotti

[11] **Patent Number: Des. 411,138**

[45] **Date of Patent: \*\* Jun. 22, 1999**

[54] **CAR**

[75] **Inventor: Lorenzo Ramaciotti, Revigliasco  
Torinese, Italy**

[73] **Assignee: Ferrari S.p.A., Modena, Italy**

[\*\*] **Term: 14 Years**

[21] **Appl. No.: 29/078,389**

[22] **Filed: Oct. 23, 1997**

### [30] Foreign Application Priority Data

Apr. 28, 1997 [XH] Hague Agreement ..... DMA/003708  
Apr. 28, 1997 [XH] Hague Agreement ..... DMA/003709

[51] **LOC (6) Cl. .... 12-08**

[52] **U.S. Cl. .... D12/92**

[58] **Field of Search ..... D12/90-92; 296/185**

### [56] References Cited

#### U.S. PATENT DOCUMENTS

D. 294,337 2/1988 Reed et al. .... D12/90

D. 338,638 8/1993 Lagaay ..... D12/92  
D. 356,982 4/1995 Ramaciotti ..... D12/92  
D. 389,436 1/1998 Ramaciotti ..... D12/92  
D. 390,813 2/1998 Lawson ..... D12/92  
D. 392,591 3/1998 Jüngst ..... D12/92

*Primary Examiner—Melody N. Brown  
Attorney, Agent, or Firm—Robin, Blecker & Daley*

### [57] CLAIM

The ornamental design for a car, as shown and described.

### DESCRIPTION

FIG. 1 is a perspective view of a car showing my new design;

FIG. 2 is a right view thereof;

FIG. 3 is a left view thereof;


FIG. 4 is a top plan view thereof;

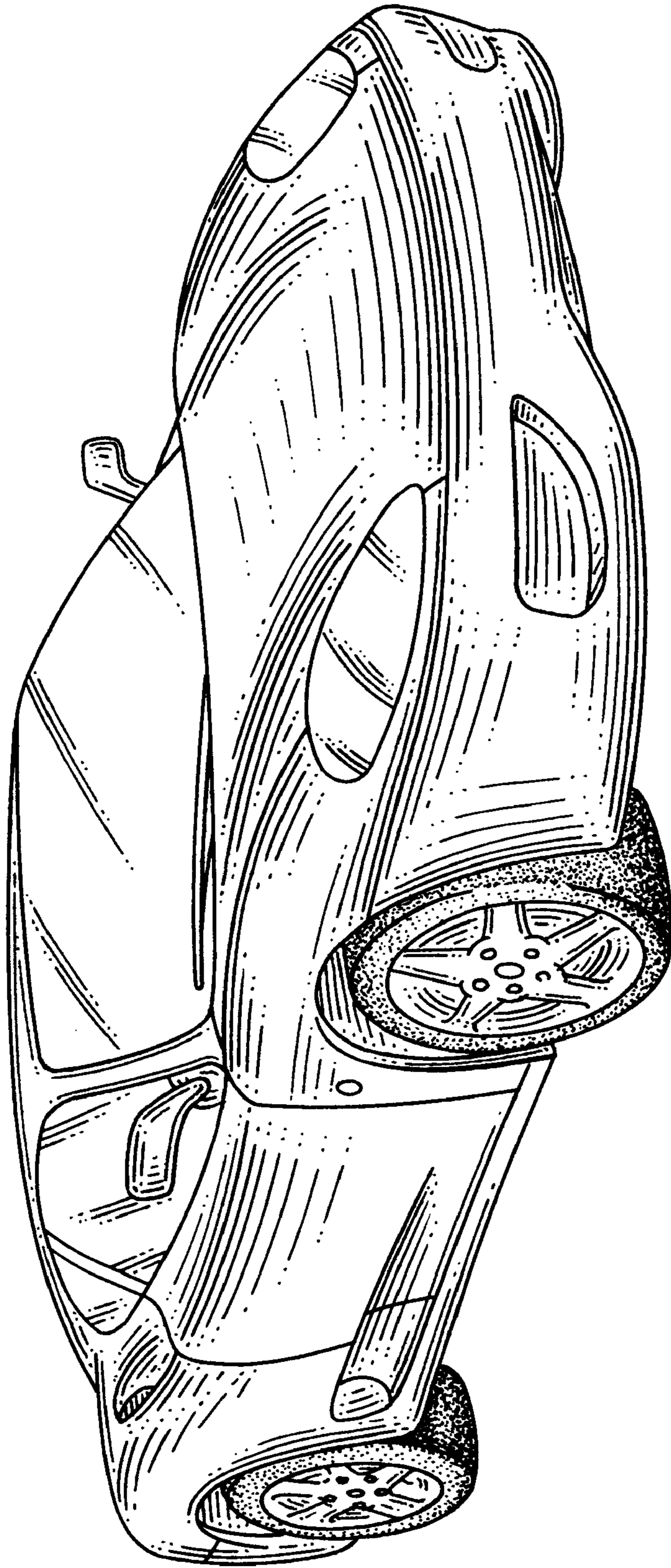
FIG. 5 is a front elevational view;

FIG. 6 is a rear elevational view thereof; and,

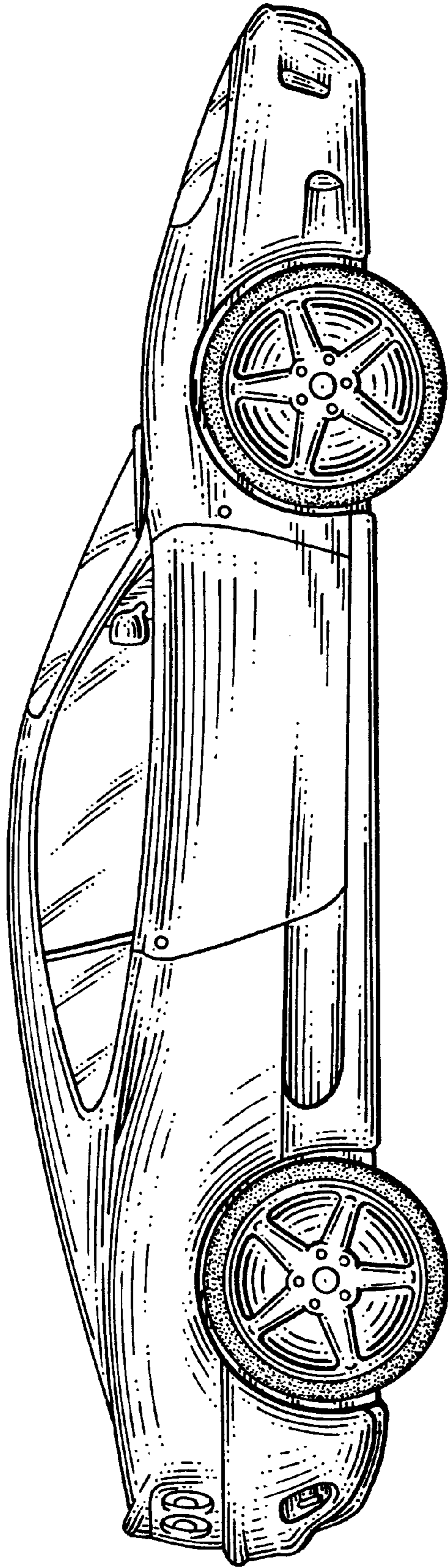
FIG. 7 is a bottom plan view thereof.

**1 Claim, 7 Drawing Sheets**

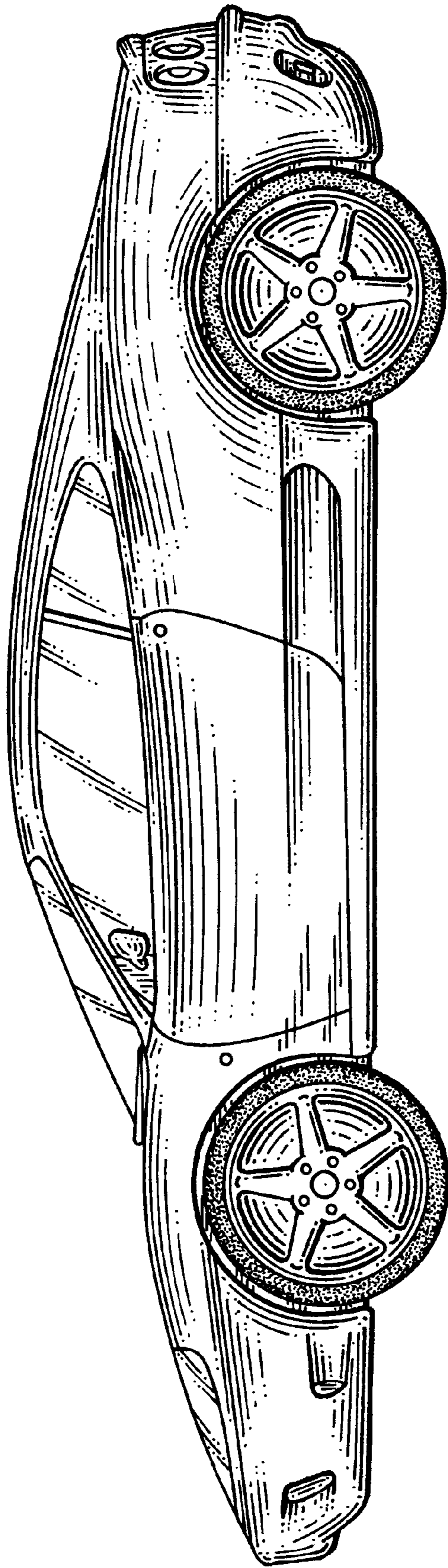




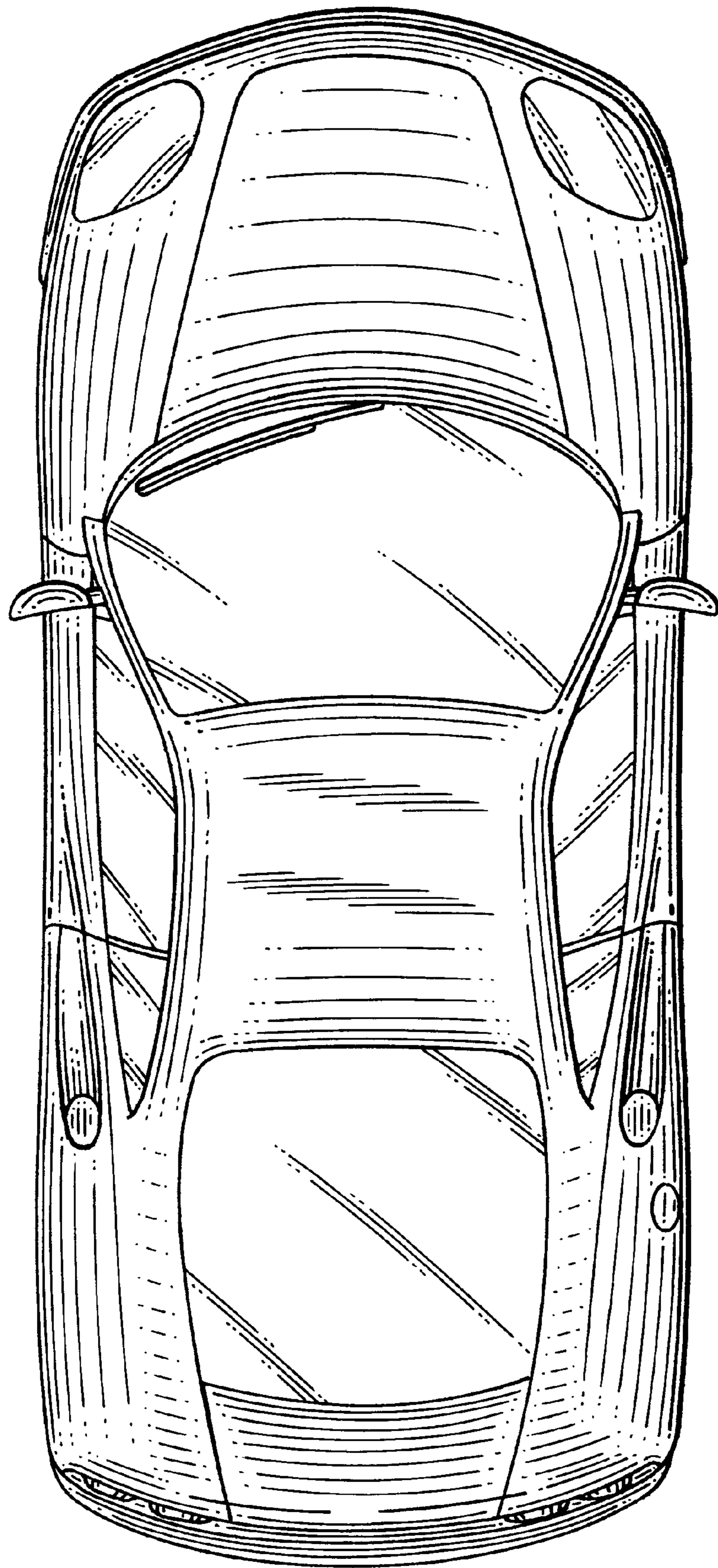
*FIG. 1*




*FIG. 2*




**FIG. 3**



*FIG. 4*



*FIG. 5*



*FIG. 6*

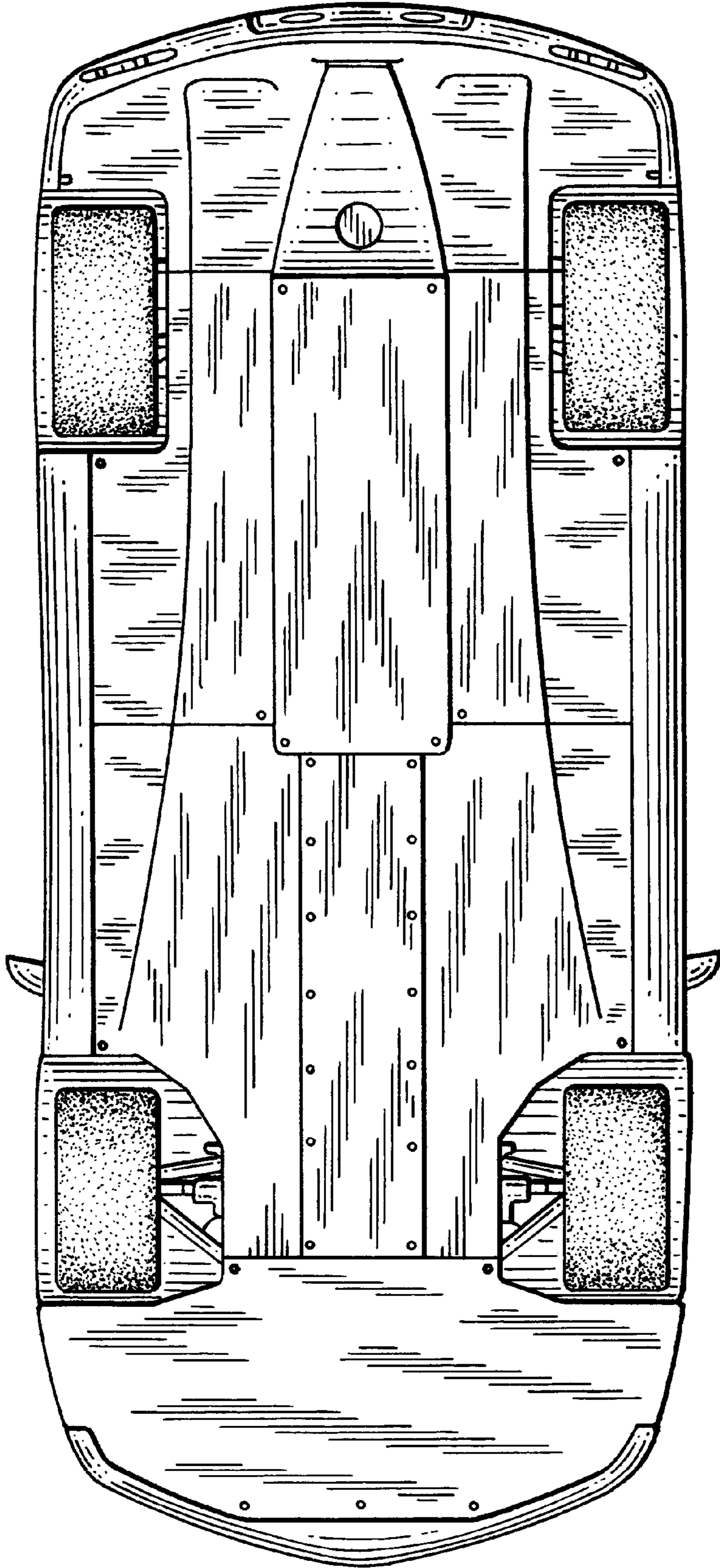


FIG. 7