



US00D411129S

# United States Patent [19]

[11] Patent Number: **Des. 411,129**

Chaney et al.

[45] Date of Patent: **\*\* Jun. 22, 1999**

## [54] WATCH BAND

## [57] CLAIM

[76] Inventors: **Christine Chaney; Jennifer J Tierinni; Catherine A Misiek**, all of 124 Garden Grove Rd., Manchester, Conn. 06040

The ornamental design for a watch band, as shown and described.

[\*\*] Term: **14 Years**

## DESCRIPTION

[21] Appl. No.: **29/094,739**

FIG. 1 is a front elevational view of the watch band of the present invention;

[22] Filed: **Oct. 8, 1998**

FIG. 2 is a back elevational view of the watch band of FIG. 1;

[51] LOC (6) Cl. .... **11-01**

FIG. 3 is a left side elevational view of the watch band of FIG. 1;

[52] U.S. Cl. .... **D11/3**

FIG. 4 is a right side elevational view of the watch band of FIG. 1;

[58] Field of Search ..... D11/1-6, 12-25;  
63/1.1-3, 21; D10/32; 68/281, 282, 276;  
224/152, 169

FIG. 5 is a top plan view of the watch band of FIG. 1;

FIG. 6 is a bottom plan view of the watch band of FIG. 1; and,

## [56] References Cited

FIG. 7 is a top, front, right side perspective view of the watch band of FIG. 1.

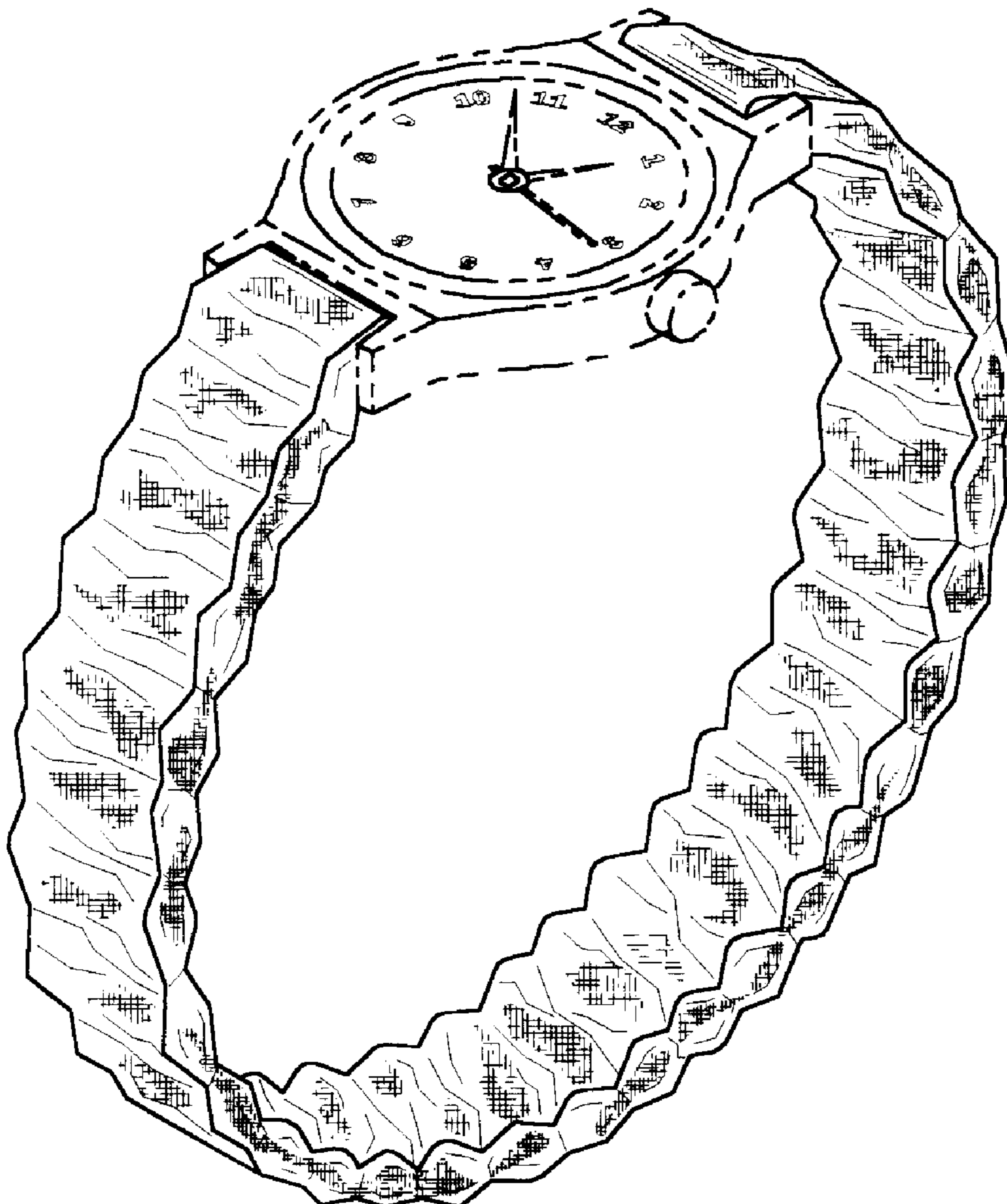
### U.S. PATENT DOCUMENTS

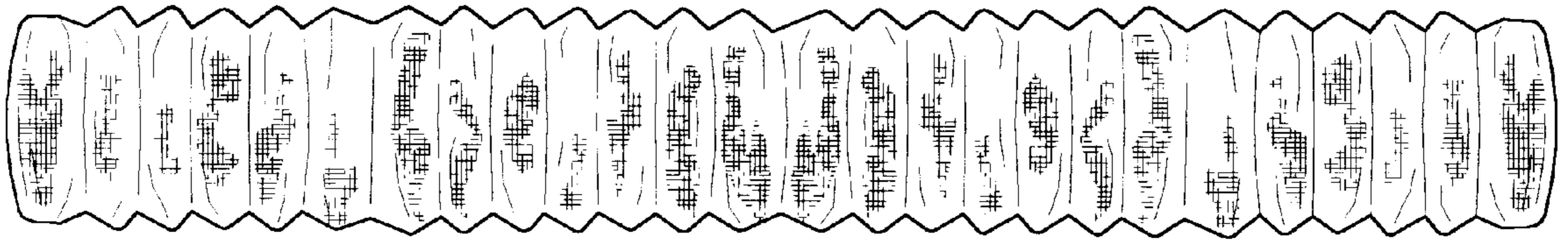
D. 90,780	9/1933	Alton	.....	D11/4
D. 166,719	5/1952	Speck	.....	D11/25
D. 256,568	8/1980	Young	.....	D11/25

The broken lines showing a watch face in FIG. 7 are for illustrative purposes only and forms no part of the claimed invention.

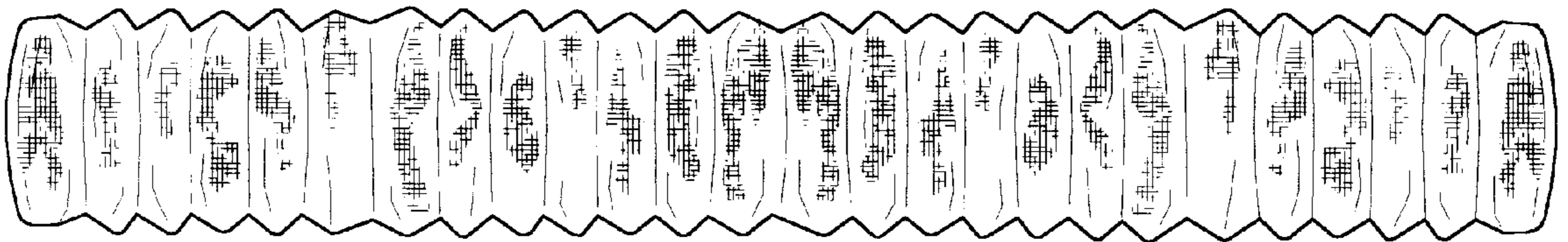
Primary Examiner—Ralf Seifert

1 Claim, 2 Drawing Sheets





*Fig. 1*



*Fig. 2*



*Fig. 3*



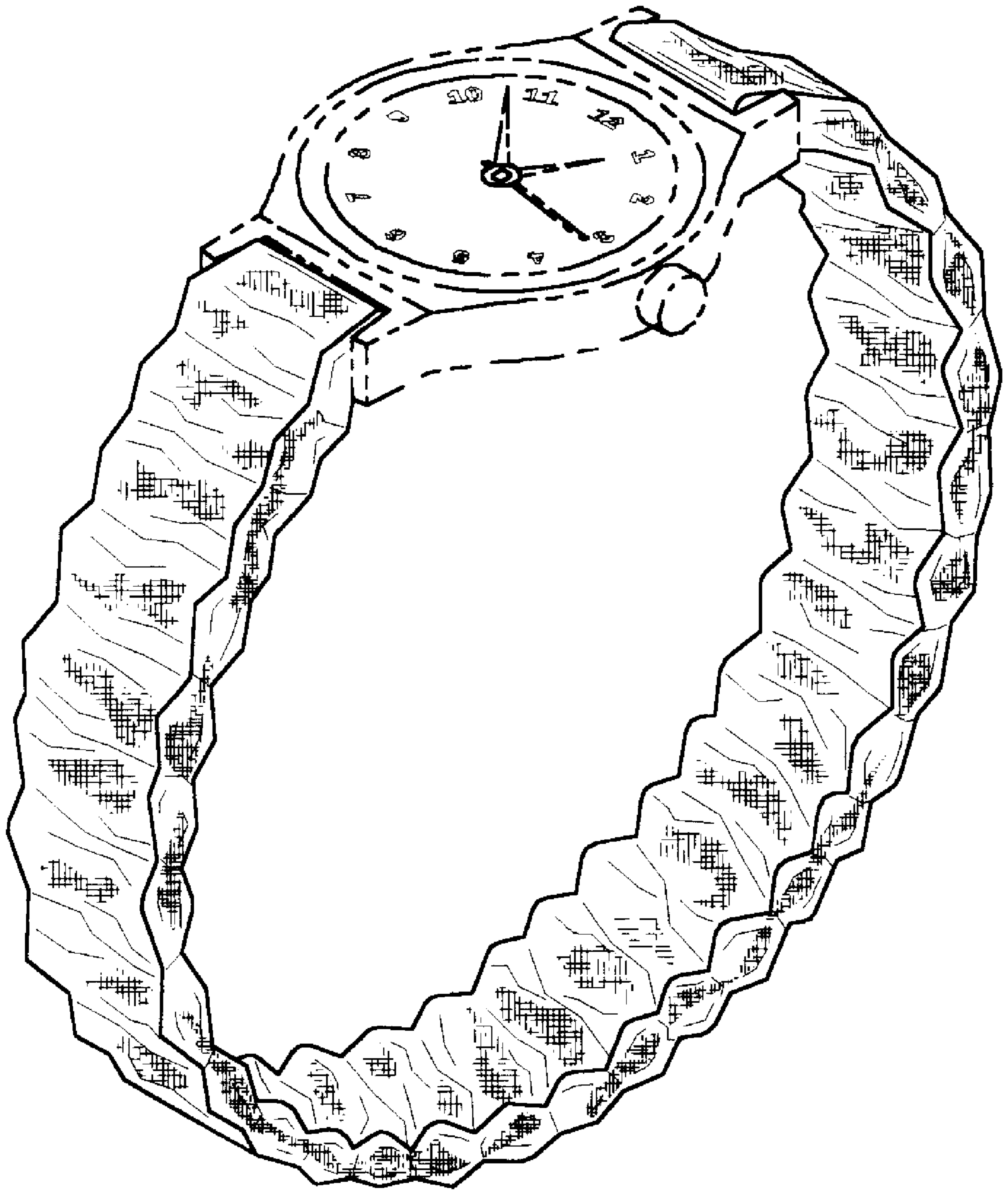
*Fig. 4*



*Fig. 5*



*Fig. 6*



*Fig. 7*