



US00D411116S

United States Patent [19] Bodino

[11] **Patent Number: Des. 411,116**

[45] **Date of Patent: ** Jun. 22, 1999**

[54] **WRISTWATCH**

D. 238,759 2/1976 Sulek D10/38
4,884,257 11/1989 Swarovski 368/276

[75] Inventor: **Giampiero Bodino**, Milan, Italy

OTHER PUBLICATIONS

[73] Assignee: **Gucci Timepieces SA**, Lengnau, Switzerland

Jeweler's Circular Keystone—Sep. 1974—p. 28—Watch at Top Right.

[**] Term: **14 Years**

Swiss Watch & Jewelry Journal—Feb. 1980—p. 190—Watches at Middle.

[21] Appl. No.: **29/092,466**

Primary Examiner—Nelson C. Holtje

[22] Filed: **Aug. 20, 1998**

Attorney, Agent, or Firm—Sughrue, Mion, Zinn Macpeak & Seas, PLLC

[30] Foreign Application Priority Data

Apr. 21, 1998 [XH] Hague Agreement DMA/004074

[57] CLAIM

The ornamental design for a wristwatch, as shown.

[51] **LOC (6) Cl.** **10-02**

DESCRIPTION

[52] **U.S. Cl.** **D10/32**

[58] **Field of Search** D10/1-40, 122-132;
D11/3-25; 63/1.1, 3, 5, 11; 368/276-277,
280-282, 285

FIG. 1 is a perspective view of the top and one side of a wristwatch showing my new design;

FIG. 2 is a top plan view thereof;

FIG. 3 is a bottom plan view thereof;

FIG. 4 is a side elevational view of said one side thereof;

FIG. 5 is a side elevational view of an opposite side thereof;

FIG. 6 is an end elevational view of one end thereof; and,

FIG. 7 is an end elevational view of an opposite end thereof.

[56] References Cited

U.S. PATENT DOCUMENTS

D. 53,655 7/1919 Gruen D10/30
D. 65,623 9/1924 Strasser D10/30
D. 228,939 10/1973 Bannwart D10/32
D. 237,784 11/1975 Cruse D10/38

1 Claim, 2 Drawing Sheets



FIG. 1



FIG. 2




FIG. 3




FIG. 4




FIG. 5




FIG. 6




FIG. 7

