



US00D411106S

United States Patent [19] Conrad

[11] **Patent Number: Des. 411,106**
[45] **Date of Patent: ** Jun. 15, 1999**

[54] **COMBINED CLOSURE AND CONTAINER ATTACHMENT**

[75] Inventor: **George R. Conrad**, Alpharetta, Ga.

[73] Assignee: **Ball Corporation**, Broomfield, Colo.

[**] Term: **14 Years**

[21] Appl. No.: **29/082,493**

[22] Filed: **Jan. 23, 1998**

[51] **LOC (6) Cl.** **09-07**

[52] **U.S. Cl.** **D9/436; D9/446**

[58] **Field of Search** D9/434, 435, 436, D9/439, 443, 446; 206/144, 146, 150, 151, 159; 215/228, 306, 319, 390; 220/23.83, 212, 287, 375; 224/148.1, 148.4, 148.5, 148.6

[56] **References Cited**

U.S. PATENT DOCUMENTS

D. 206,294	11/1966	Poris	D9/436
D. 228,887	10/1973	Gedell	D9/439
D. 348,002	6/1994	Jones	D9/455
D. 349,459	8/1994	Borg	D9/455
D. 363,211	10/1995	Noble	D9/434 X
1,633,197	6/1927	Snyder	220/375 X
2,153,391	4/1939	Projansky	220/737 X
2,581,849	1/1952	Fisch	220/375 X
2,781,959	2/1957	Loveland	224/148.6 X

2,949,203	8/1960	Berg	215/6
3,145,872	8/1964	Hayes	220/60
3,331,500	7/1967	Poupitch	206/65
3,379,327	4/1968	Link et al.	D9/443 X
3,709,545	1/1973	Oltmanns	294/31.2
4,377,234	3/1983	Kaplan	206/432
4,509,639	4/1985	Thompson	206/159
4,856,647	8/1989	Dahne	206/5.1
5,441,320	8/1995	Strong	294/31.2

Primary Examiner—Doris V. Coles
Assistant Examiner—Cathron B. Matta
Attorney, Agent, or Firm—Locke Reynolds

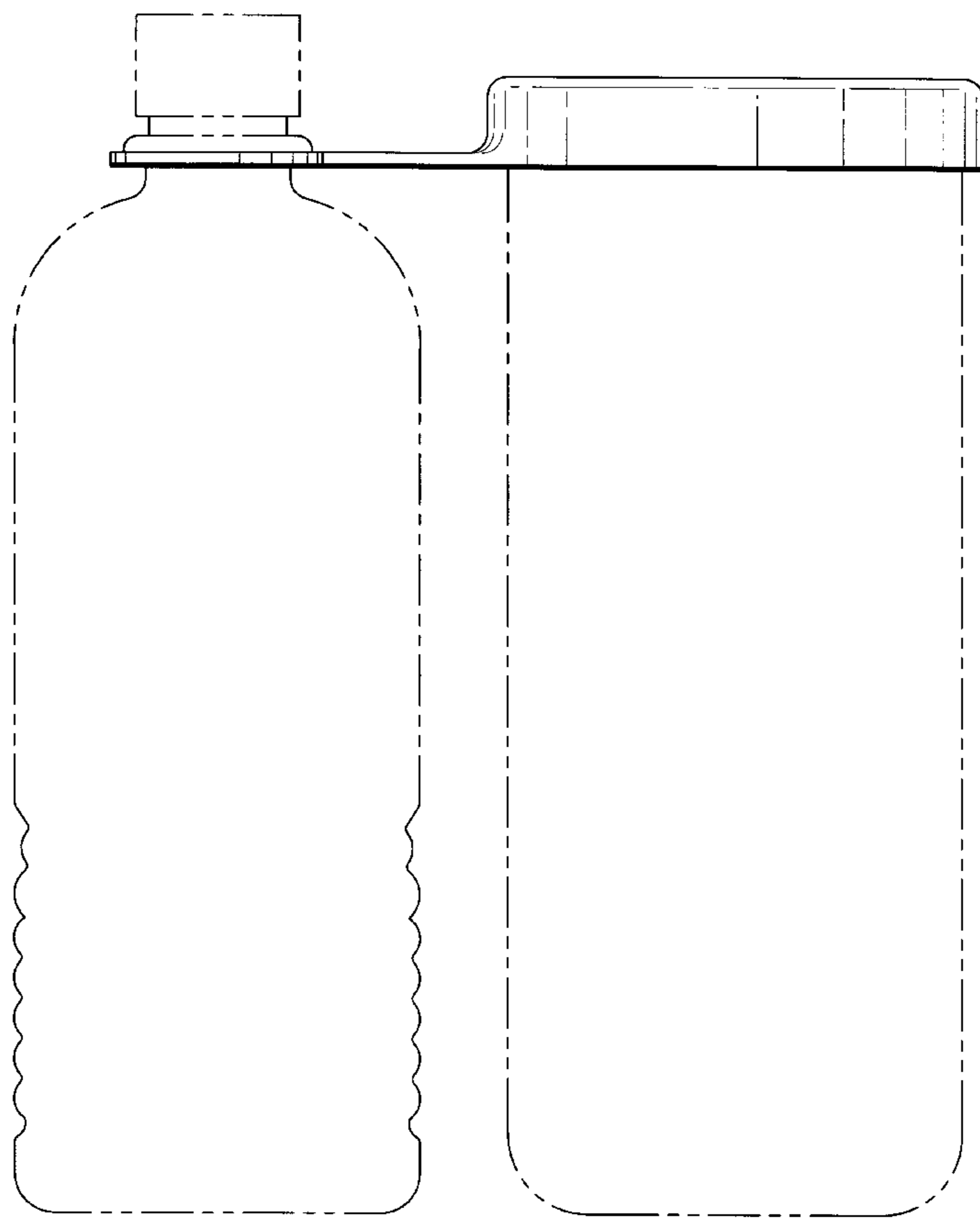
[57] **CLAIM**

The ornamental design for a combined closure and container attachment, as shown and described.

DESCRIPTION

FIG. 1 is a perspective view of a combined closure and container attachment showing my new design.
FIG. 2 is a top plan view thereof;
FIG. 3 is a bottom plan view thereof;
FIG. 4 is a front elevation view thereof;
FIG. 5 is a rear elevation view thereof; and,
FIG. 6 is a side elevation view thereof, the undisclosed side being a mirror image, the broken line showing of the containers is for illustrative purposes only and forms no part of the claimed design.

1 Claim, 4 Drawing Sheets



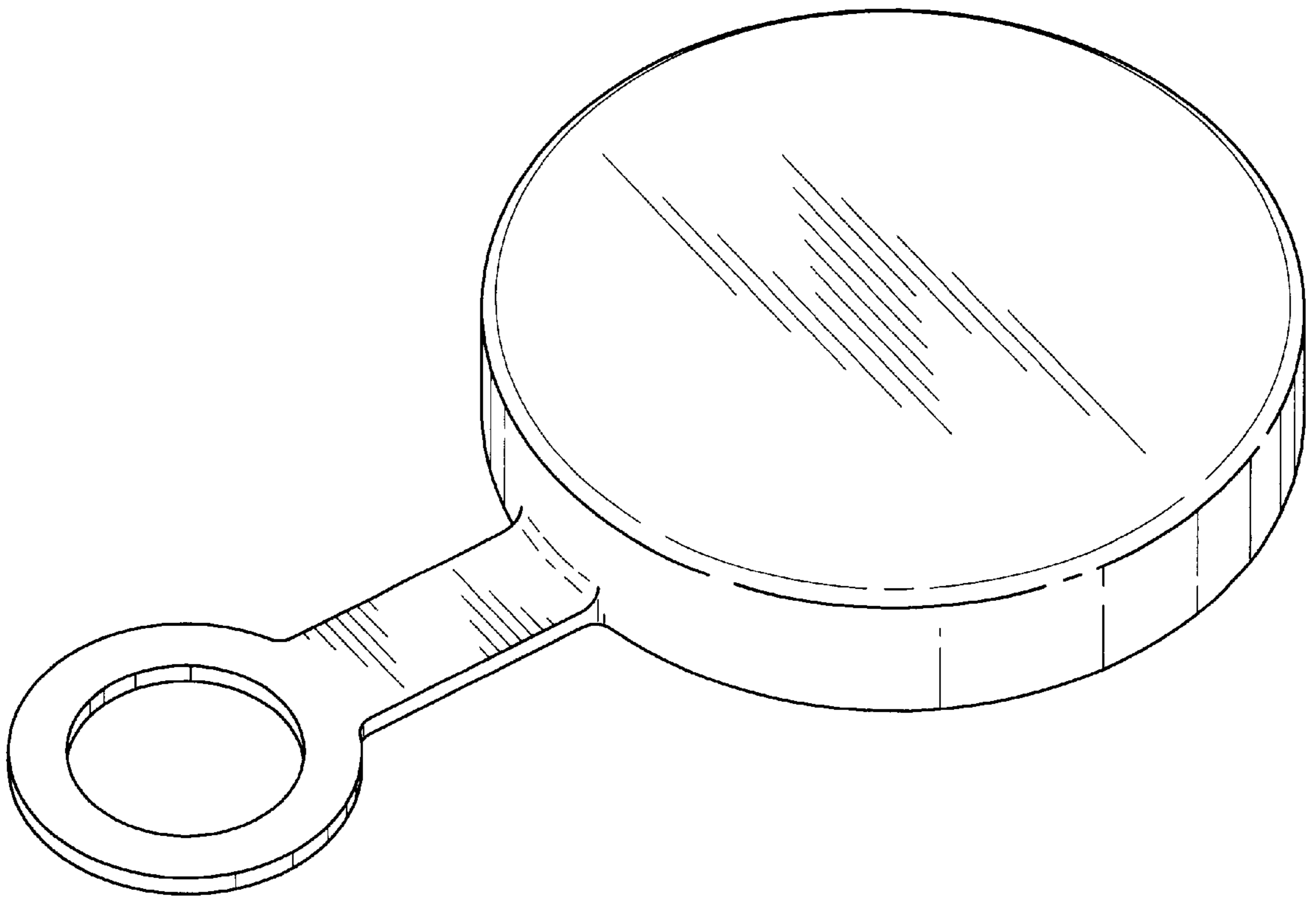


Fig. 1

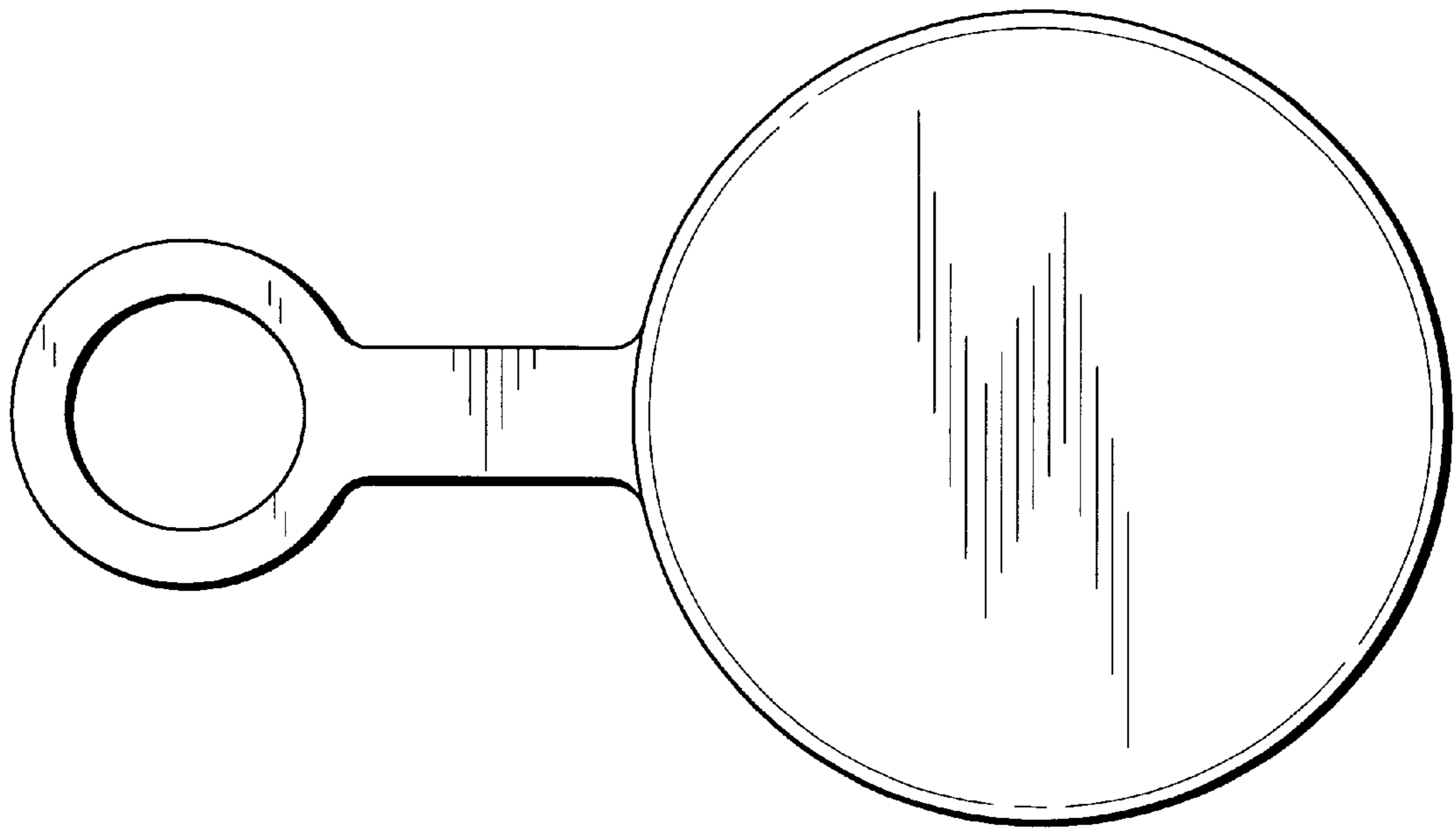


Fig. 2

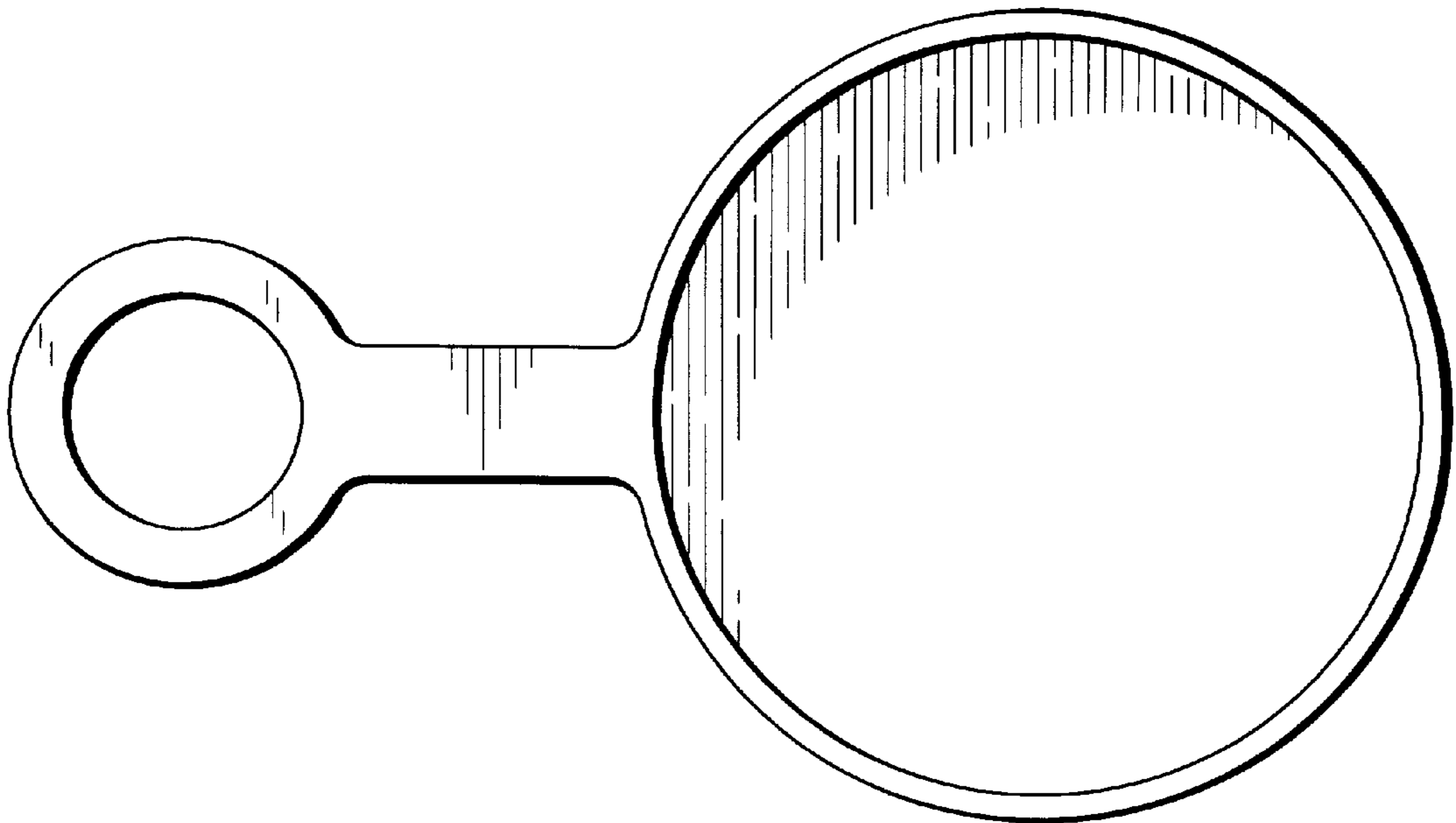


Fig. 3




Fig. 4

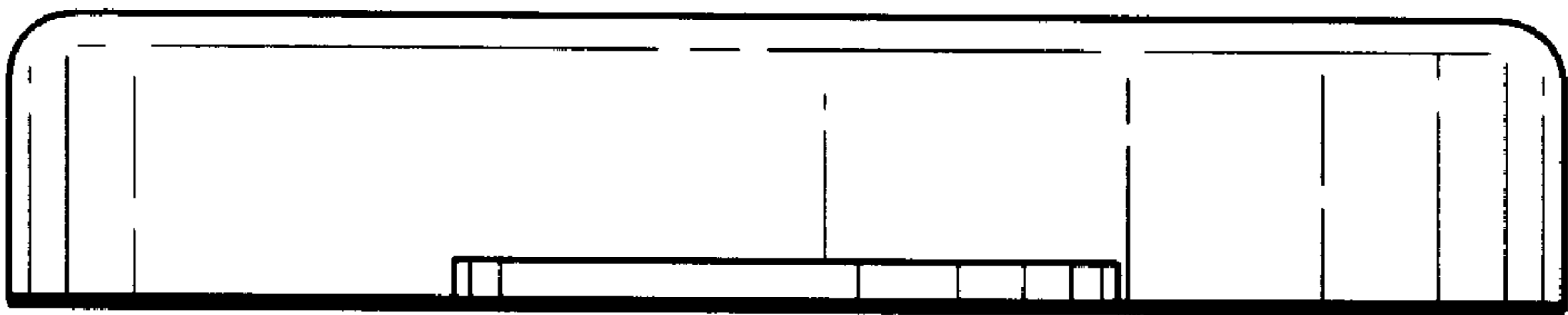


Fig. 5

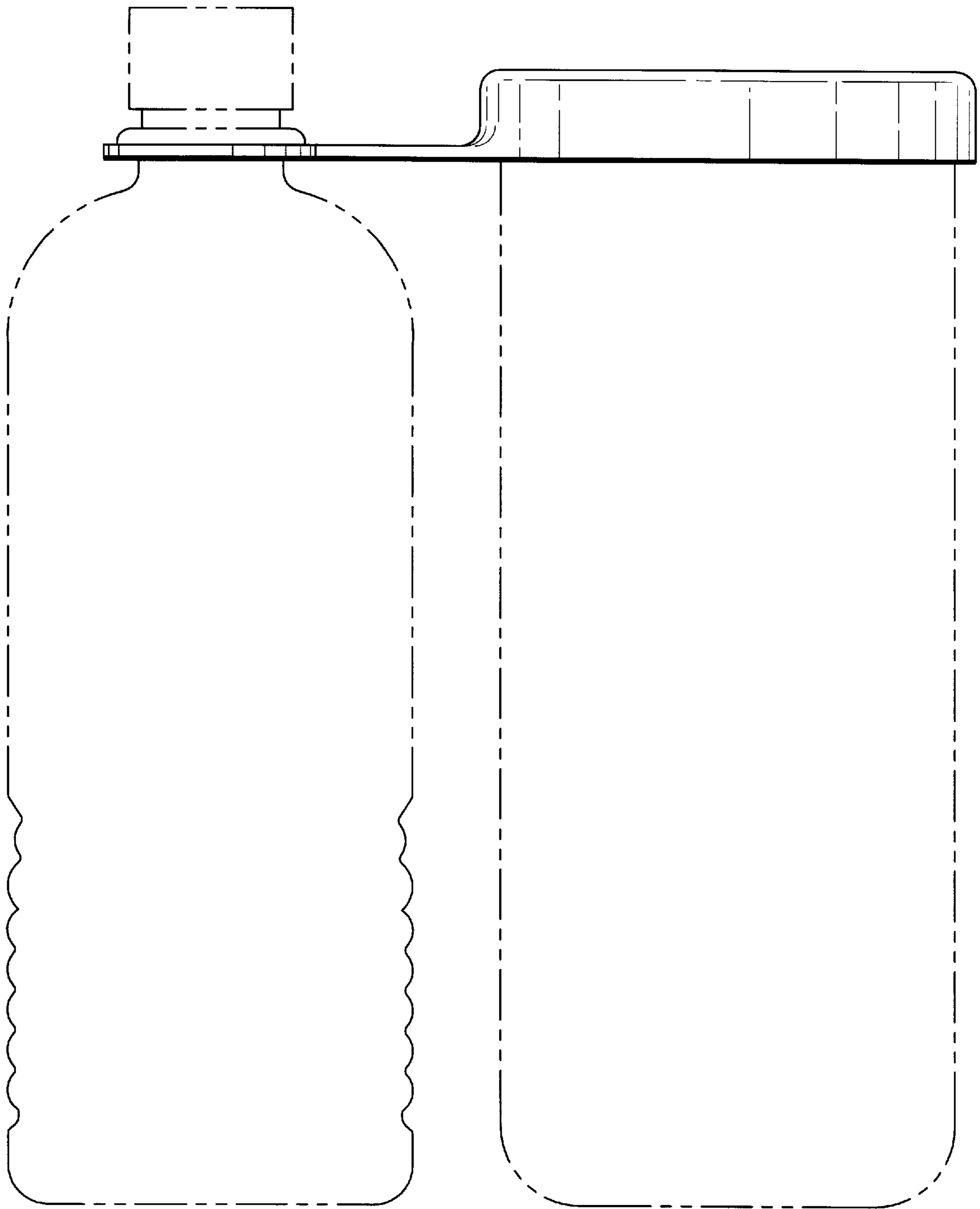


Fig. 6