



US00D411085S

# United States Patent [19] Biber

[11] **Patent Number: Des. 411,085**  
[45] **Date of Patent: \*\* Jun. 15, 1999**

[54] **TONGS/SPATULA COMBINATION**  
[75] **Inventor: Hugh W. Biber, New York, N.Y.**  
[73] **Assignee: General Housewares Corp., Terre Haute, Ind.**  
[\*\*] **Term: 14 Years**  
[21] **Appl. No.: 29/088,961**  
[22] **Filed: Jun. 4, 1998**  
[51] **LOC (6) Cl. .... 07-06**  
[52] **U.S. Cl. .... D7/685; D7/689**  
[58] **Field of Search ..... D7/684-696; 294/3, 294/8.5, 11, 16, 99.1, 99.2, 118, 119, 7, 8**

D. 35,877 4/1902 Carlson .  
D. 45,812 5/1914 Ladson .  
D. 140,240 2/1945 Martinelli ..... D7/685  
D. 158,818 5/1950 Titensky .  
D. 212,196 9/1968 Pasquale .  
D. 234,287 2/1975 Pearson .  
D. 274,971 8/1984 Kelley et al. .  
D. 294,299 2/1988 Woo .  
3,968,591 7/1976 Pearson, Jr. .  
4,779,344 10/1988 Panisch .  
5,572,792 11/1996 Garabedian .

*Primary Examiner*—Terry A. Wallace  
*Attorney, Agent, or Firm*—Emrich & Dithmar

### [57] CLAIM

The ornamental design for the tongs/spatula combination, as shown and described.

### DESCRIPTION

FIG. 1 is a top plan view thereof;  
FIG. 2 is a side elevational view of one side thereof;  
FIG. 3 is a bottom plan view thereof;  
FIG. 4 is a side elevational view of the other side thereof;  
FIG. 5 is an end view of one end thereof; and,  
FIG. 6 is an end view of the other end thereof.

[56] **References Cited**  
**U.S. PATENT DOCUMENTS**  
D. 13,983 6/1883 Durgin .  
D. 20,537 3/1891 Sloan .  
D. 20,979 8/1891 Munson .  
D. 21,051 9/1891 Griswold .  
D. 22,229 2/1893 Horn .  
D. 31,779 11/1899 Bogaert .

**1 Claim, 2 Drawing Sheets**

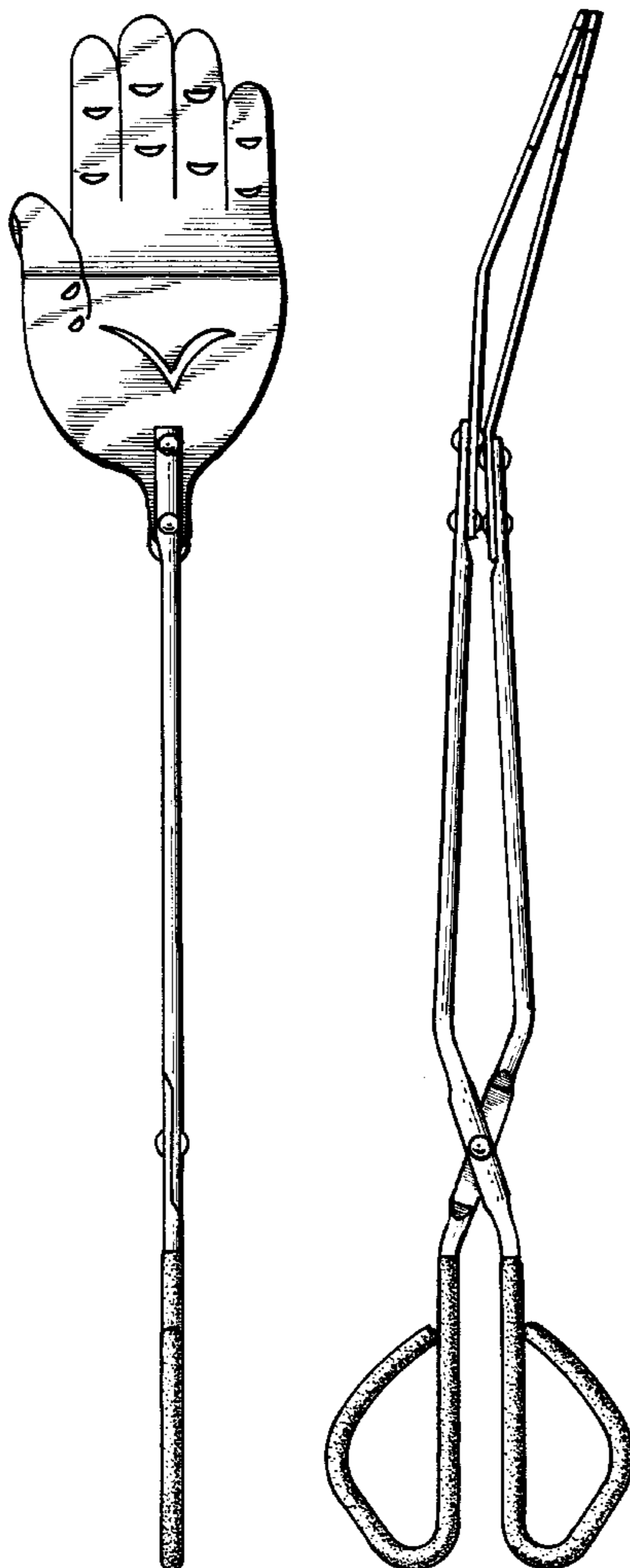


FIG. 1

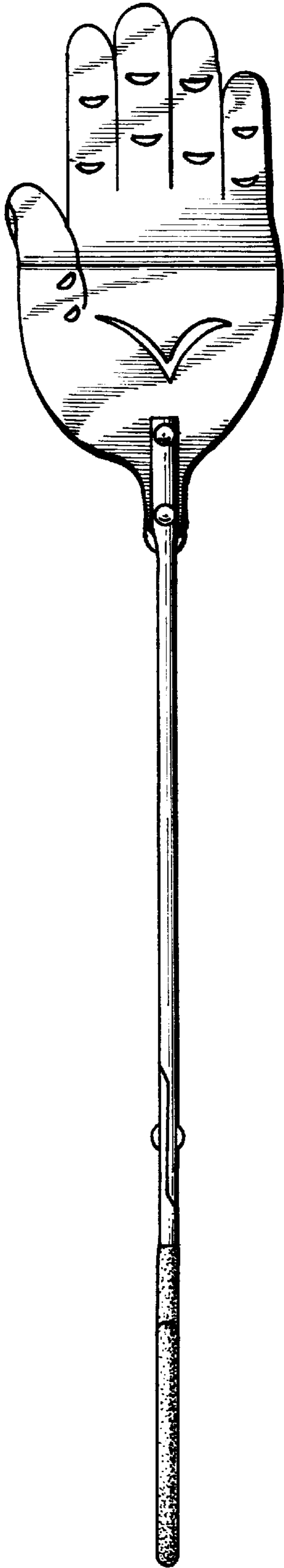


FIG. 2

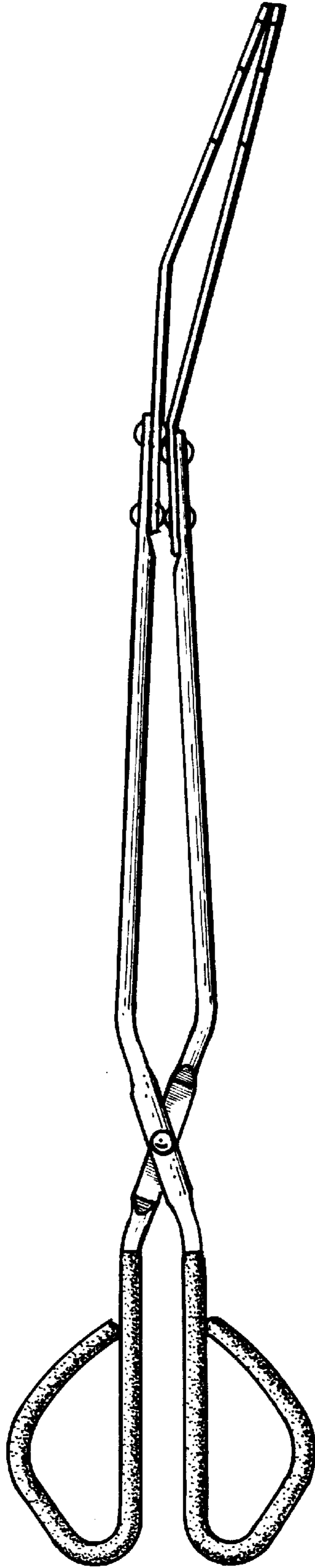


FIG. 3

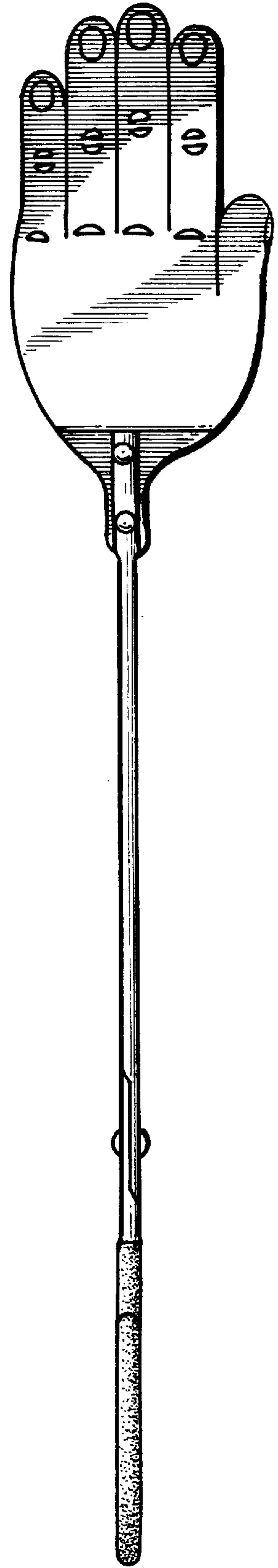


FIG. 4

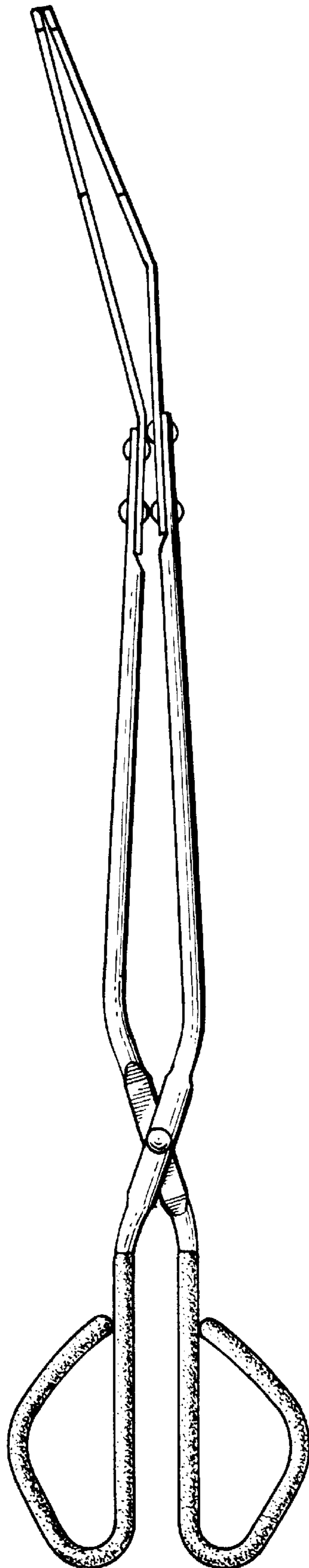


FIG. 5




FIG. 6

