



US00D411080S

**United States Patent** [19]  
**Santini**

[11] **Patent Number: Des. 411,080**  
[45] **Date of Patent: \*\* Jun. 15, 1999**

[54] **FOLDABLE KNIFE-SPATULA**

**DESCRIPTION**

[76] Inventor: **Luis A. Santini**, Calle 1 #49 Hermanas Davila, Bayamon, Puerto Rico 00959

[\*\*] Term: **14 Years**

[21] Appl. No.: **29/088,104**

[22] Filed: **May 15, 1998**

[51] **LOC (6) Cl.** ..... **07-03**

[52] **U.S. Cl.** ..... **D7/644**; 30/142; 30/149

[58] **Field of Search** ..... D7/642, 643, 644, D7/645, 649, 650, 653, 664, 401.2; 30/147-150, 123, 322, 324

[56] **References Cited**

**U.S. PATENT DOCUMENTS**

D. 30,129	2/1899	Whitcomb et al.	.....	D7/644
398,264	2/1889	Kisner	.....	30/150
1,337,174	4/1920	Whyte	.....	30/150
2,505,122	4/1950	Krieger, Jr.	.....	30/324

**FOREIGN PATENT DOCUMENTS**

90947	10/1870	France	.....	30/150
519521	3/1940	United Kingdom	.....	30/150

*Primary Examiner*—Caron D. Veynar  
*Attorney, Agent, or Firm*—Joe Chalverus

[57] **CLAIM**

The ornamental design for a foldable knife-spatula, as shown and described.

FIG. 1 is a perspective view of a foldable knife-spatula showing my new design.

FIG. 2 is a perspective view of my knife-spatula in the folded configuration;

FIG. 3 is an end view of the knife-spatula in the unfolded configuration;

FIG. 4 is the other end view of the knife-spatula in the unfolded configuration;

FIG. 5 is a top plan view of the knife-spatula in the unfolded configuration;

FIG. 6 is a bottom plan view of the knife-spatula in the unfolded configuration;

FIG. 7 is a side plan view of the knife-spatula in the unfolded configuration;

FIG. 8 is the other side plan view of the knife-spatula in the unfolded configuration;

FIG. 9 is an end view of the knife-spatula in the folded configuration;

FIG. 10 is the other end view of the knife-spatula in the folded configuration;

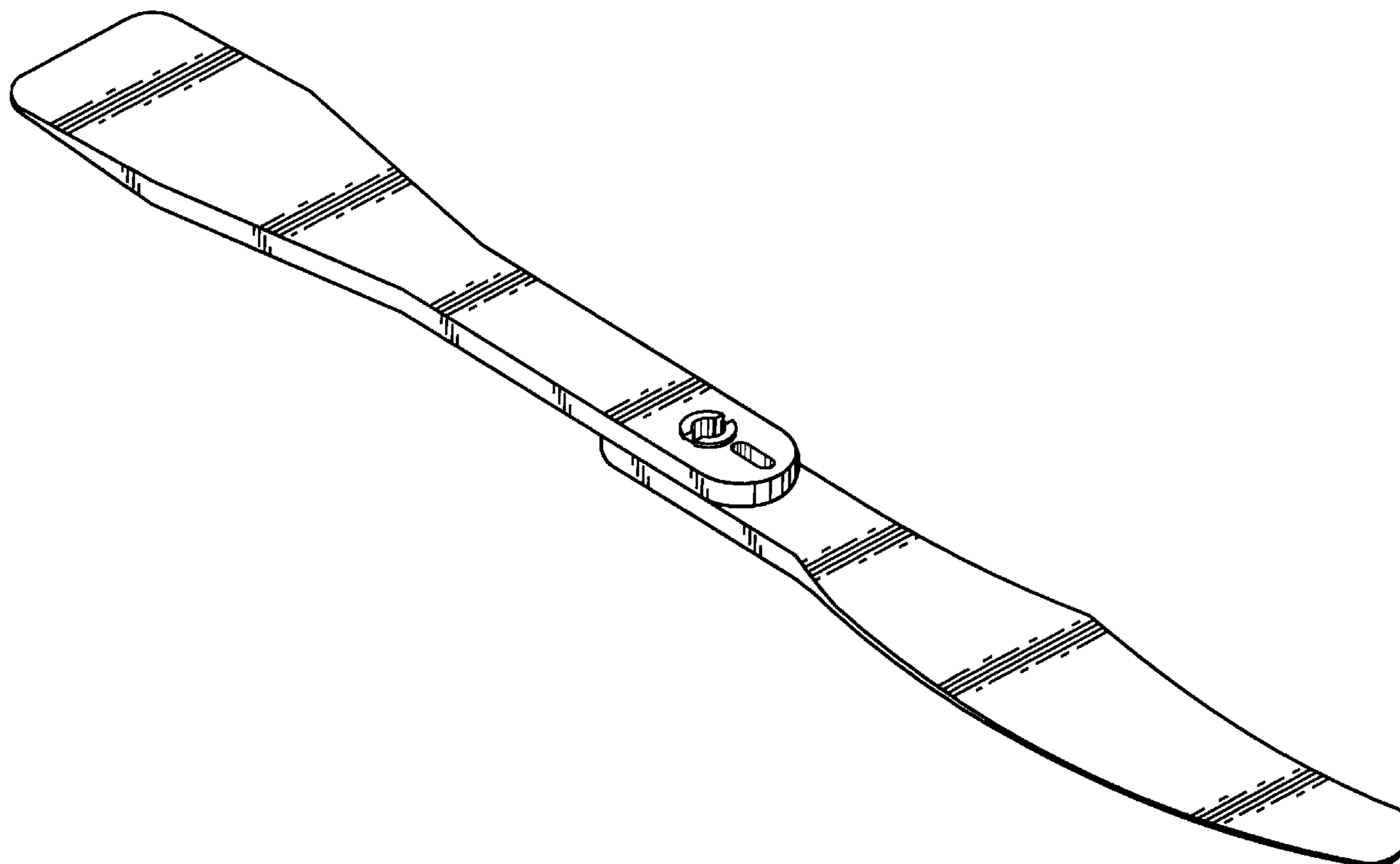
FIG. 11 is a top plan view of the knife-spatula in the folded configuration;

FIG. 12 is a bottom plan view of the knife-spatula in the folded configuration;

FIG. 13 is a side plan view of the knife-spatula in the folded position; and,

FIG. 14 is the other side plan view of the knife-spatula in the folded position.

**1 Claim, 3 Drawing Sheets**



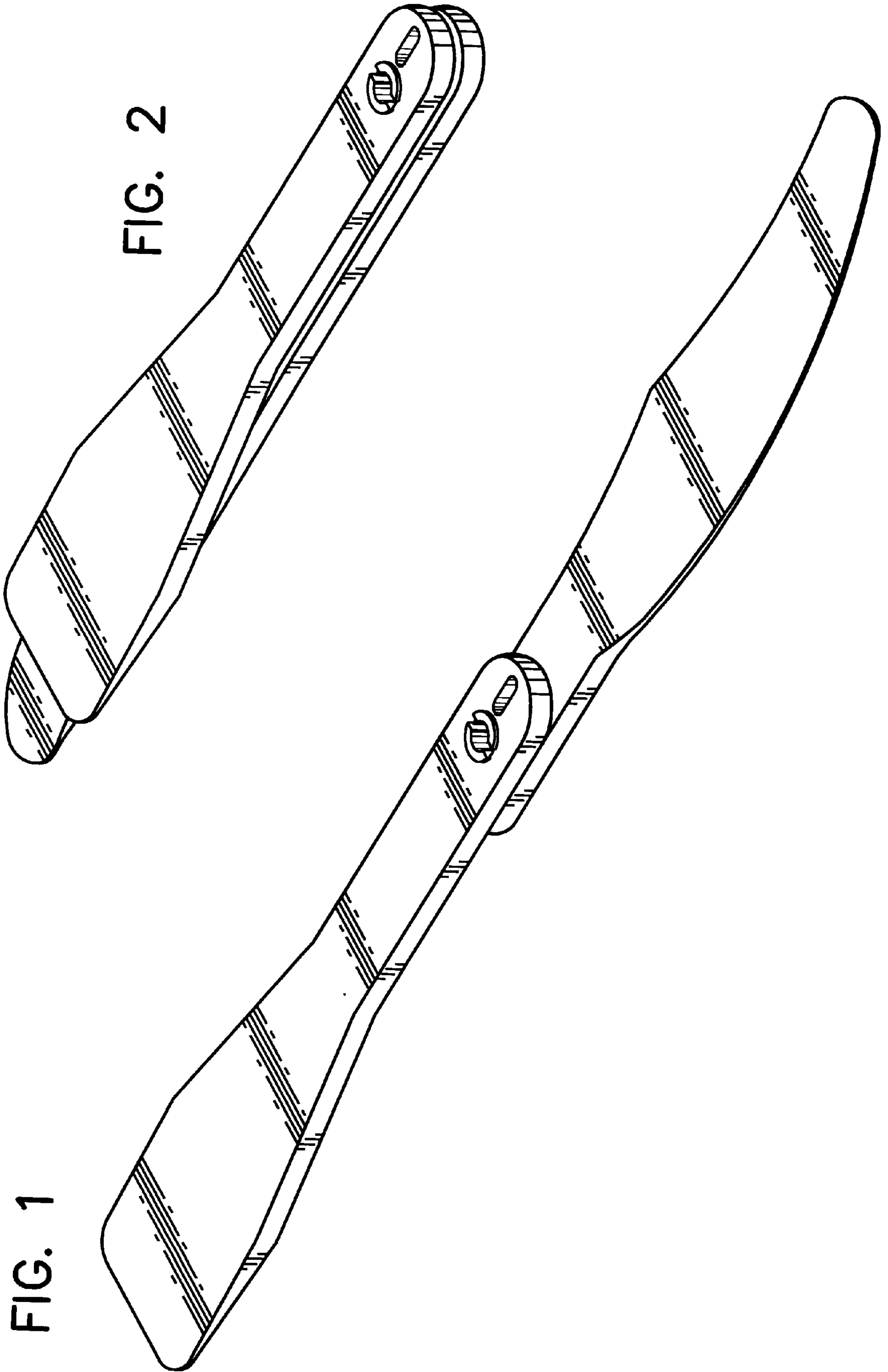


FIG. 1

FIG. 2

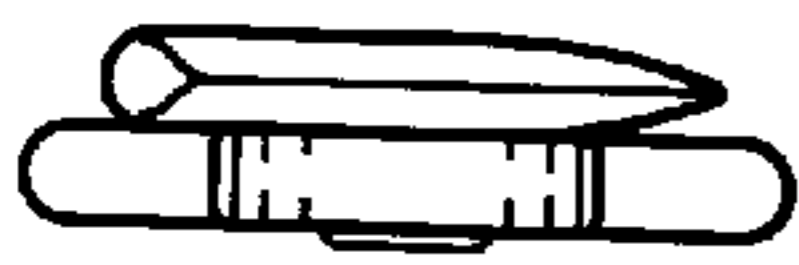


FIG. 3




FIG. 4

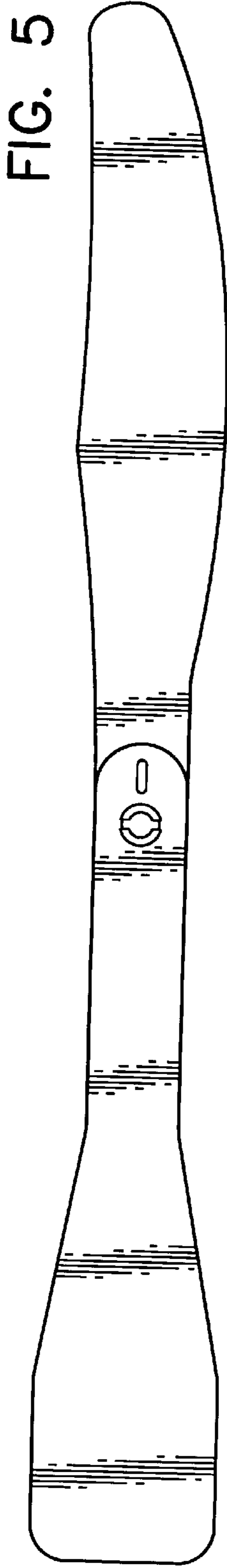


FIG. 5

FIG. 6

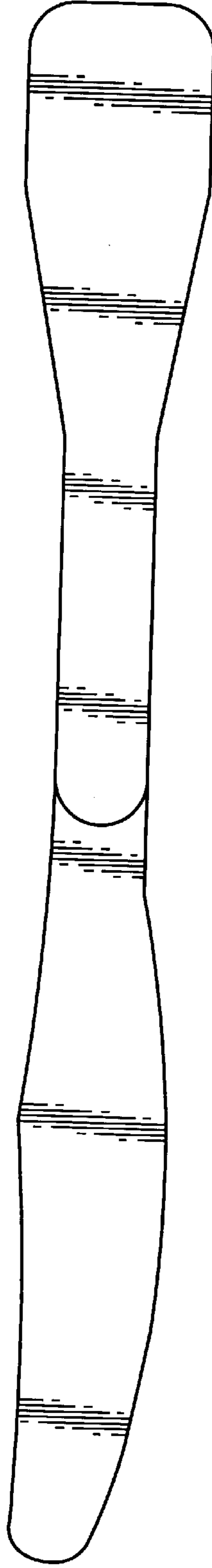
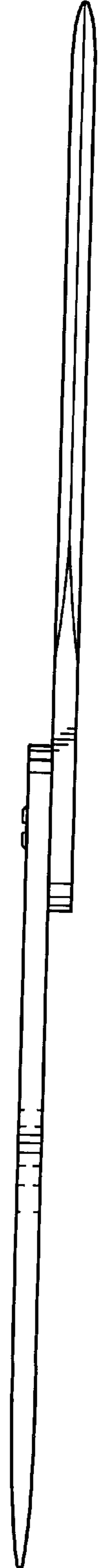


FIG. 7



FIG. 8






FIG. 9

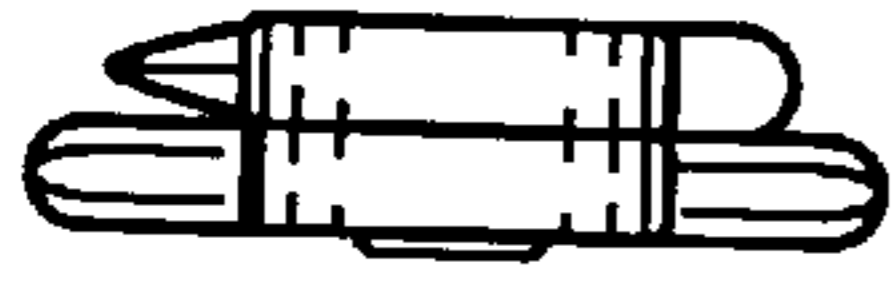


FIG. 10

FIG. 11

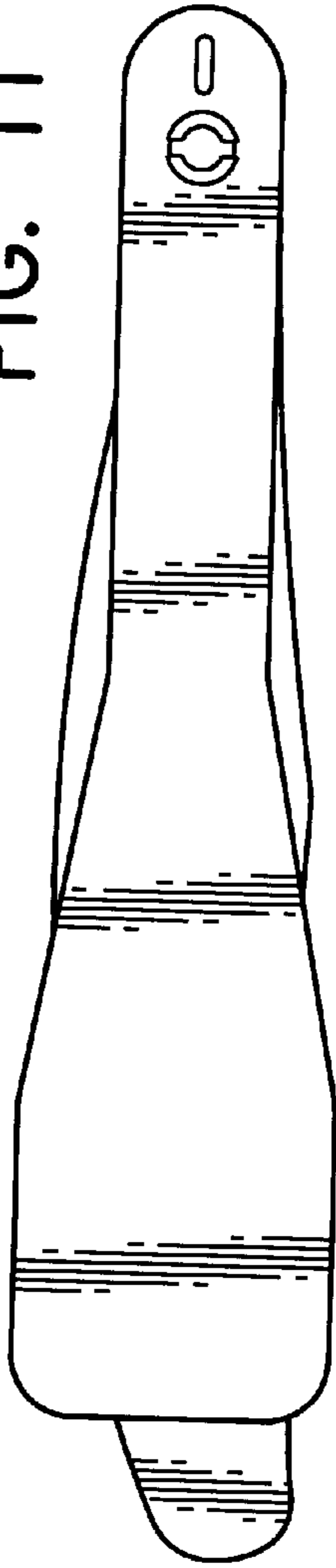


FIG. 12




FIG. 13

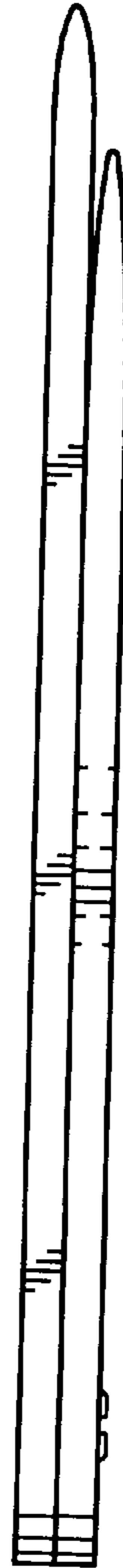


FIG. 14

