



US00D411070S

# United States Patent [19] Jongwatana

[11] **Patent Number: Des. 411,070**  
[45] **Date of Patent: \*\* Jun. 15, 1999**

[54] **COMPACT DISK HOLDER/DISPLAYER**

[75] **Inventor: Somport Jongwatana, Unit 1320, Box 160, Apo AA, Panama, 34004-5000**

[73] **Assignee: Somport Jongwatana, Apo AP**

[\*\*] **Term: 14 Years**

[21] **Appl. No.: 29/073,982**

[22] **Filed: Aug. 8, 1997**

[51] **LOC (6) Cl. .... 06-04**

[52] **U.S. Cl. .... D6/630; D6/468**

[58] **Field of Search** ..... D6/407, 626-630, D6/462-468, 450, 457, 473-476, 556-567, 570-572, 553, 477-479; 312/9.1-9.64; D19/90; D32/55, 58; 211/40, 41.1, 41.2, 41.3, 41.4, 42, 41.12, 44, 41.18, 48, 181.1; 206/307.1, 307, 308.1, 445, 387.15, 454, 387.1, 425

D. 339,706 9/1993 Marostica ..... D6/571  
D. 351,297 10/1994 Sedon et al. .... D6/468  
D. 354,877 1/1995 Davis et al. .... D6/629  
D. 377,427 1/1997 Ashton, II ..... D6/570  
3,869,829 3/1975 Chiosso ..... D6/478 X  
5,289,925 3/1994 Newmark ..... 211/40

*Primary Examiner*—Jeffrey Asch

### [57] CLAIM

The ornamental design for a compact disk holder/displayer, as shown and described.

### DESCRIPTION

FIG. 1 is a front, top, and right side perspective view of compact disk holder/displayer showing my new design, the bottom being the same in appearance as the top;

FIG. 2 is a right side elevational view; and,

FIG. 3 is a left side elevational view thereof.


The rear is not considered to be a part of my claimed design.

### [56] References Cited

#### U.S. PATENT DOCUMENTS

D. 141,750 7/1945 Coates ..... D6/570

**1 Claim, 2 Drawing Sheets**



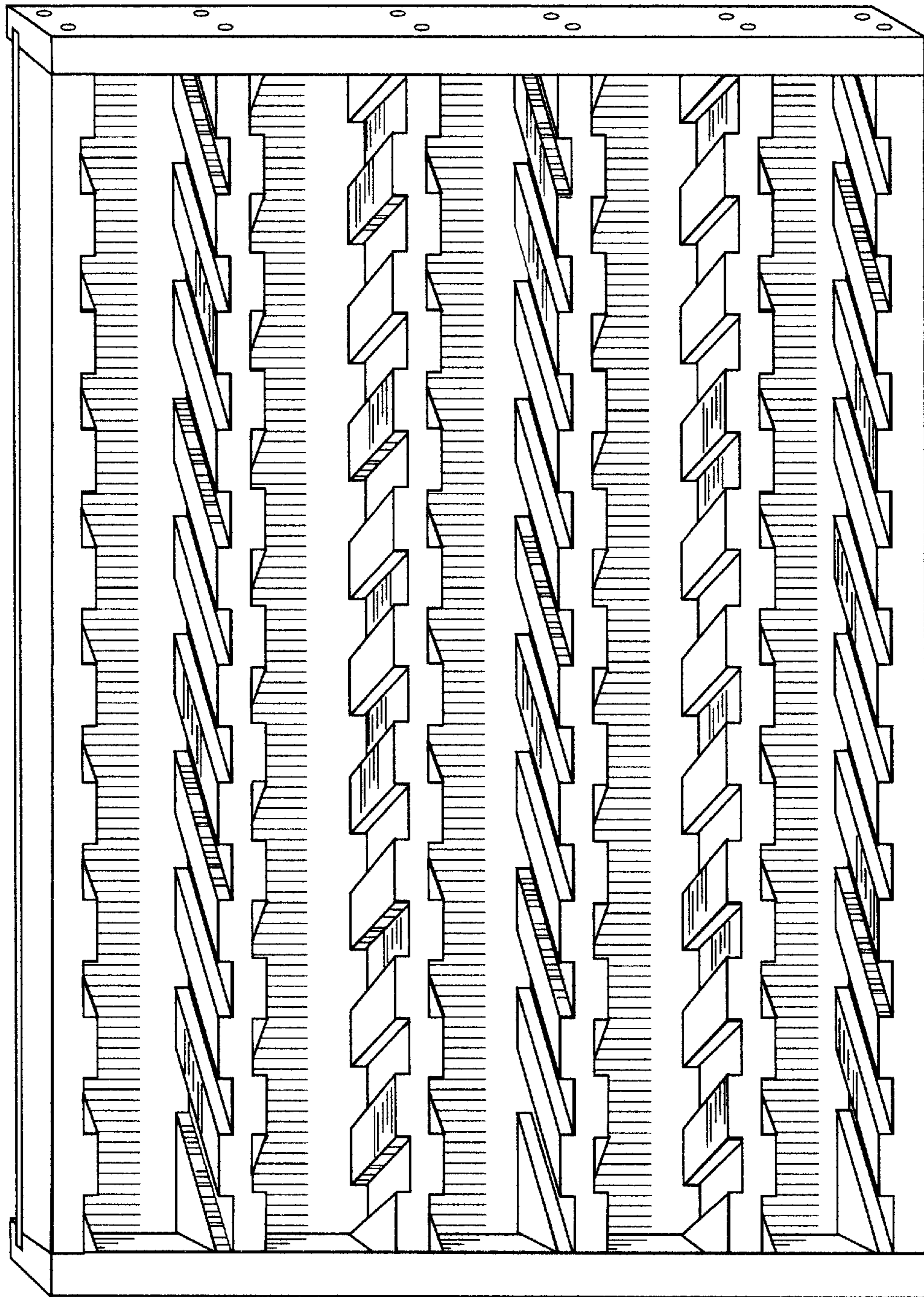


FIG. 1




FIG. 2

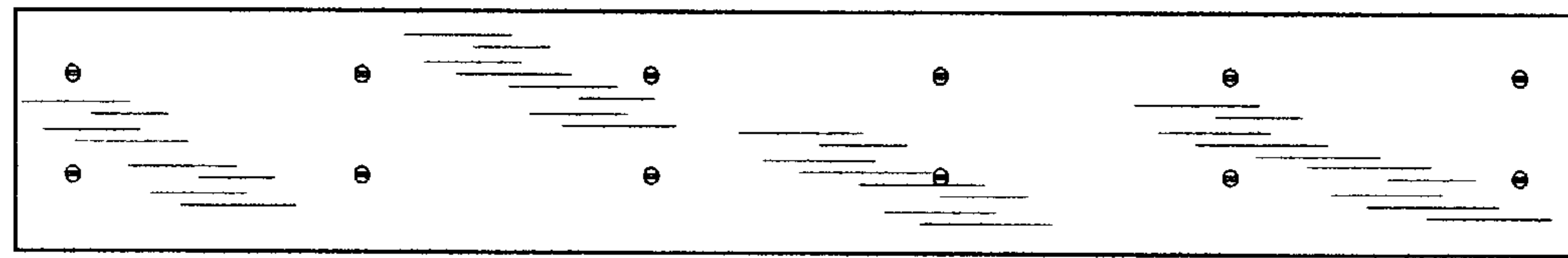


FIG. 3