



US00D411060S

United States Patent [19] Horn

[11] Patent Number: **Des. 411,060**

[45] Date of Patent: **** Jun. 15, 1999**

[54] **WARDROBE/TV CABINET**

[75] Inventor: **Simon Ashley Horn**, London, United Kingdom

[73] Assignee: **The Simon Horn Nursery Collection Limited**, United Kingdom

[**] Term: **14 Years**

[21] Appl. No.: **29/087,892**

[22] Filed: **May 11, 1998**

[30] **Foreign Application Priority Data**

Feb. 17, 1998 [GB] United Kingdom 2072558

[51] **LOC (6) Cl.** **06-04**

[52] **U.S. Cl.** **D6/445**

[58] **Field of Search** D6/432-448; 312/204, 312/257

[56] **References Cited**

U.S. PATENT DOCUMENTS

- D. 243,902 4/1977 Carte D6/446
- D. 363,393 10/1995 Berry, Jr. et al. D6/446

- D. 371,019 6/1996 Walters, III et al. D6/439
- D. 375,001 10/1996 Keller et al. D6/445
- D. 382,138 8/1997 Keller et al. D6/445
- D. 384,520 10/1997 Bergelin D6/445
- D. 391,785 3/1998 Zaidman et al. D6/445

Primary Examiner—Carmen H. Vales-Lado
Attorney, Agent, or Firm—Evan M. Kent; Stewart L. Gitler



[57] **CLAIM**

I claim the ornamental design for a wardrobe/TV cabinet, as shown and described.

DESCRIPTION

FIG. 1 is a front elevational view of a wardrobe/TV cabinet showing my new design;
 FIG. 2 is a left side elevational view, the right side being a mirror image thereof;
 FIG. 3 is a front elevational view with the doors in open position; and,
 FIG. 4 is a front elevational view of FIG. 3 with a TV turntable.
 The top and rear of the cabinet not shown form no part of the claimed design.

1 Claim, 4 Drawing Sheets



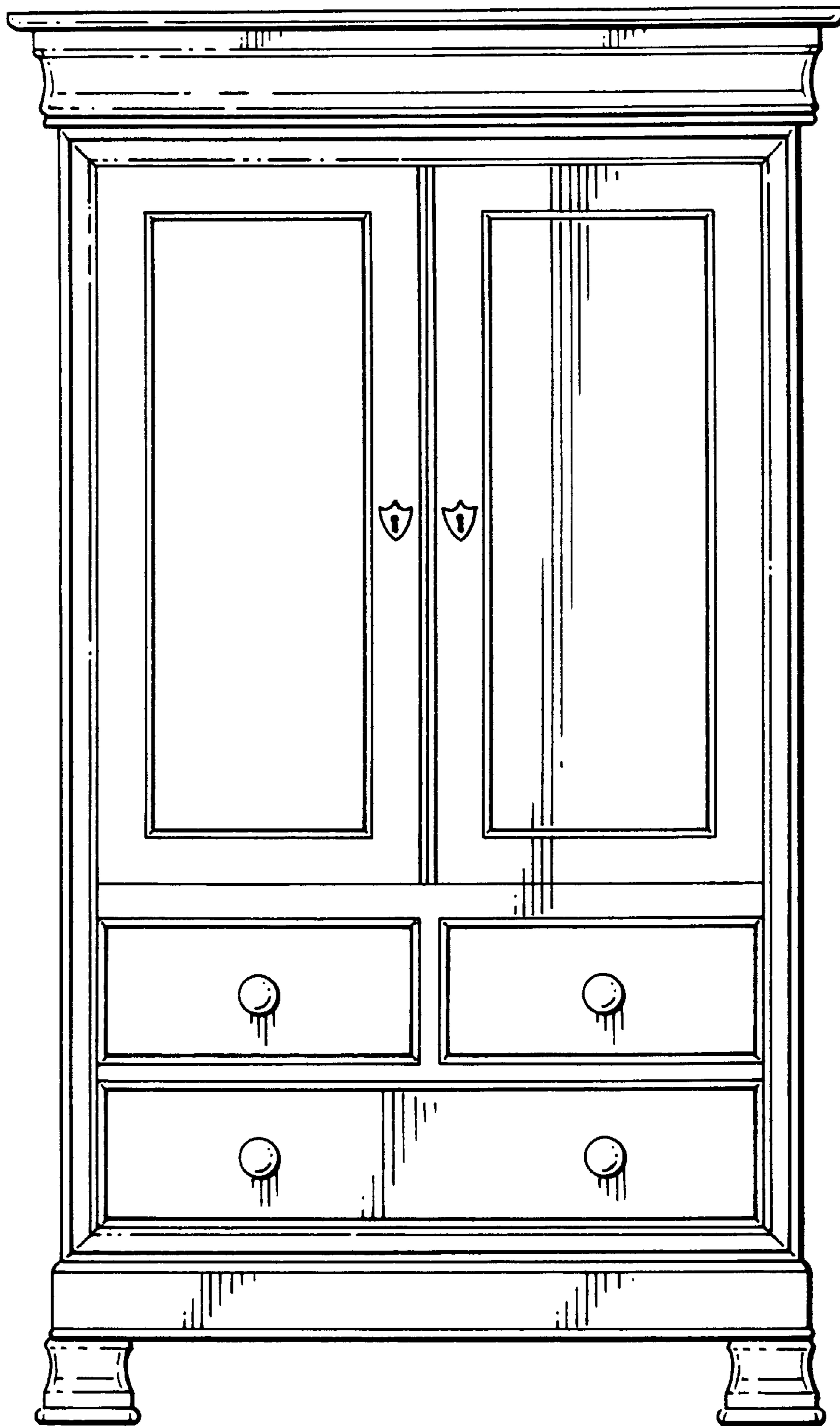


FIG. 1

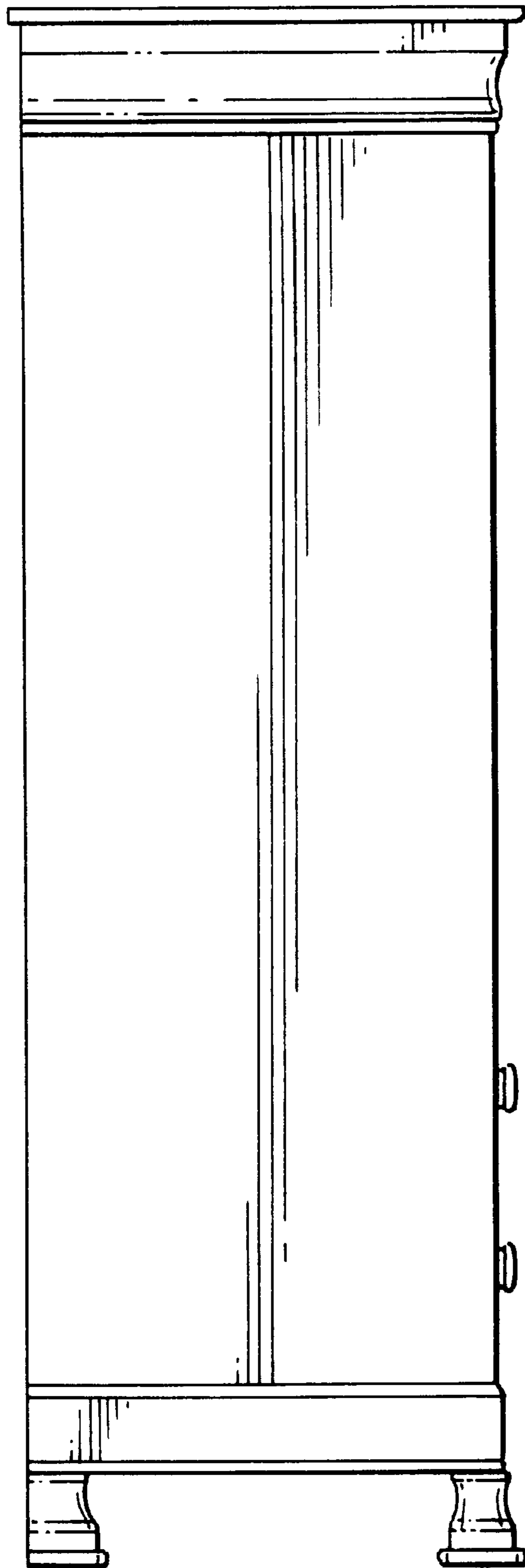


FIG. 2

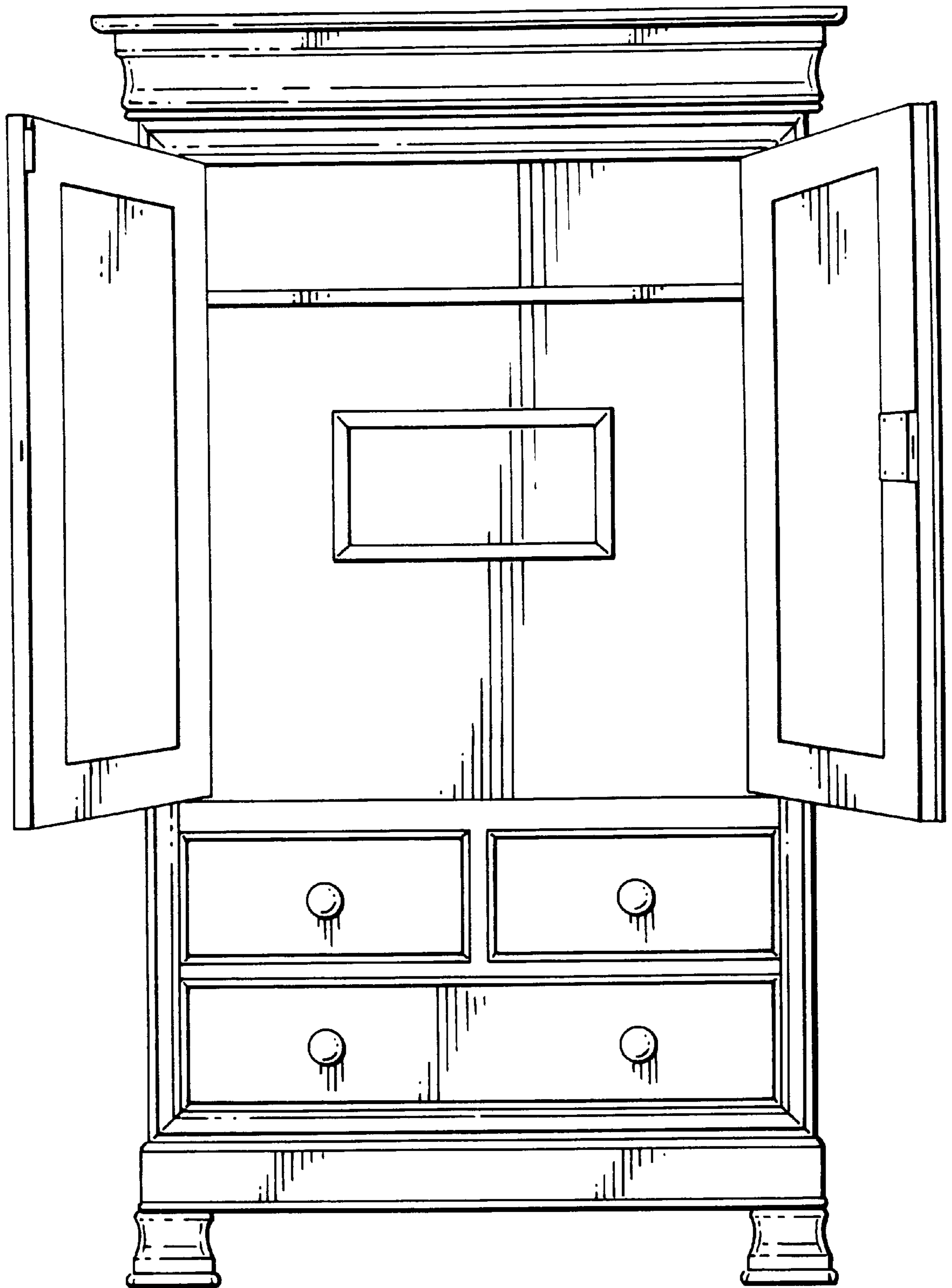


FIG. 3




FIG. 4