



US00D411056S

# United States Patent [19] Dileo

[11] **Patent Number: Des. 411,056**

[45] **Date of Patent: \*\* Jun. 15, 1999**

[54] **BED FRAME**

[76] Inventor: **Virginia K. E. Dileo**, 488 Mariner Dr.,  
Jupiter, Fla. 33477

[\*\*] Term: **14 Years**

[21] Appl. No.: **29/095,036**

[22] Filed: **Oct. 13, 1998**

### Related U.S. Application Data

[63] Continuation-in-part of application No. 29/084,644, Mar. 6,  
1998.

[51] **LOC (6) Cl.** ..... **06-01**

[52] **U.S. Cl.** ..... **D6/388; D6/393**

[58] **Field of Search** ..... D6/382-384, 388,  
D6/389, 390-395, 505-508; 5/2.1, 53.1,  
279.1, 280, 281, 907

### [56] References Cited

#### U.S. PATENT DOCUMENTS

D. 67,610 6/1925 Meyer ..... D6/388  
4,765,006 8/1988 Jackson et al. .... D6/388

*Primary Examiner*—Janice E. Seeger  
*Attorney, Agent, or Firm*—Ross, Ross & Flavin

### [57] CLAIM

The ornamental design for bed frame, as shown and described.

### DESCRIPTION

FIG. 1 is a top perspective view of the bed frame of my invention;

FIG. 2 is a perspective view as seen from the front of the bed frame of my invention and illustrating the outer face of the foot board and the inner face of the head board;

FIG. 3 is a perspective view as seen from the rear of the bed frame of my invention and illustrating the outer face of the head board;

FIG. 4 is a perspective view as seen from the right of FIG. 1 and illustrating the outer face of the right side board, the inner face being plain throughout; and,

FIG. 5 is a perspective view as seen from the left of FIG. 1 and illustrating the outer face of the left side board, the inner face being plain throughout.

The inside of the footboard not shown is not part of the claimed design.

**1 Claim, 5 Drawing Sheets**





FIG. 1.




FIG. 2.




FIG. 3.




FIG. 4.




FIG. 5.