



US00D411052S

United States Patent [19] Rhyne

[11] **Patent Number: Des. 411,052**

[45] **Date of Patent: ** Jun. 15, 1999**

[54] **HANGER SUPPORT HOOK**

3,874,978 4/1975 Naiman .

[75] Inventor: **Steven B. Rhyne**, Lookout Mtn., Tenn.

Primary Examiner—B. J. Bullock

Attorney, Agent, or Firm—Alan Ruderman; Miller & Martin

[73] Assignee: **Rhyne Packaging Company, Inc.**,
Chattanooga, Tenn.

[57] **CLAIM**

[**] Term: **14 Years**

The ornamental design for a hanger support hook, as shown and described.

[21] Appl. No.: **29/088,550**

DESCRIPTION

[22] Filed: **May 27, 1998**

FIG. 1 is a side perspective view of a hanger support hook of my new design;

[51] **LOC (6) Cl.** **06-08**

FIG. 2 is a side elevation view thereof;

[52] **U.S. Cl.** **D6/328; D18/24**

FIG. 3 is a rear view thereof;

[58] **Field of Search** D6/315, 318, 328;
211/113; 223/85, 92, DIG. 4; D18/24, 26,
29, 30; D11/229, 230, 61; D21/499

FIG. 4 is a front view thereof;

FIG. 5 is a side elevational view thereof opposite to the side illustrated in FIG. 2;

[56] **References Cited**

FIG. 6 is a top view thereof; and,


FIG. 7 is a bottom view thereof.

U.S. PATENT DOCUMENTS

The broken lines immediately adjacent the hanger support hook represent the bounds of the claimed design and form no part thereof; all other broken lines are for illustrative purposes only and also form no part of the claimed design.

- D. 24,896 11/1895 Ihlenburg .
- D. 39,328 5/1908 Benton .
- D. 147,686 10/1947 Richmond .
- D. 254,966 5/1980 Allison D11/61
- D. 330,129 10/1992 Kelly D18/29

1 Claim, 2 Drawing Sheets



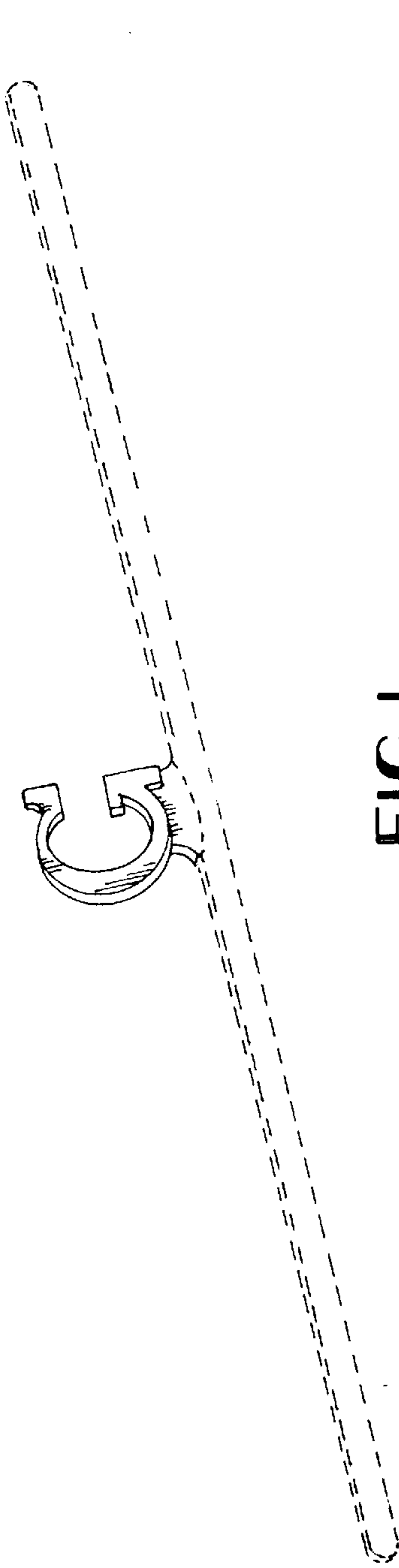


FIG. 1

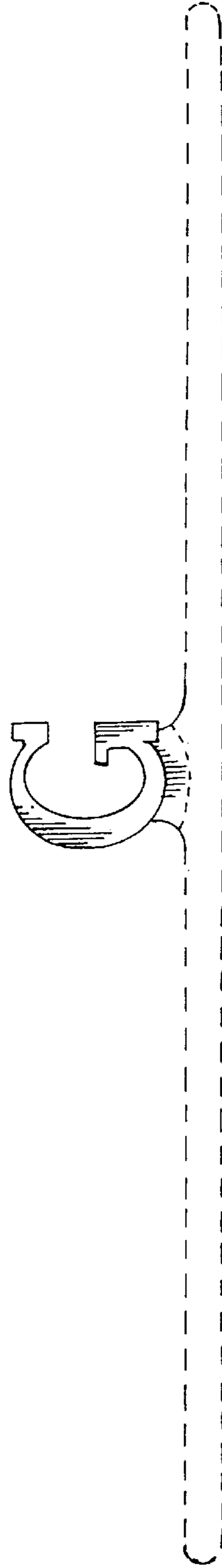


FIG. 2

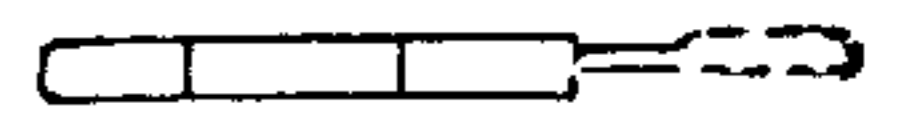


FIG. 4

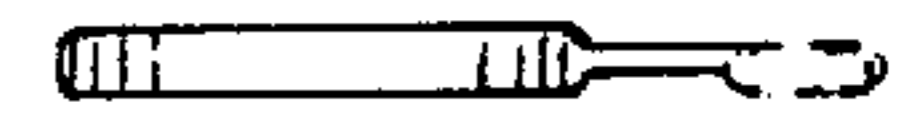


FIG. 3

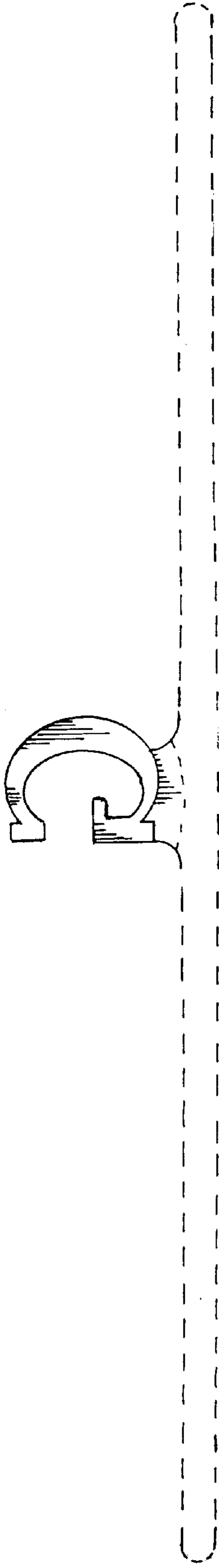


FIG. 5



FIG. 6



FIG. 7