



US00D411051S

United States Patent [19] Hales

[11] **Patent Number: Des. 411,051**
[45] **Date of Patent: ** Jun. 15, 1999**

[54] **HANGER**

[75] Inventor: **Dany B Hales**, Channel Isles, United Kingdom

[73] Assignee: **Hunter Toys, Ltd.**, United Kingdom

[**] Term: **14 Years**

[21] Appl. No.: **29/086,899**

[22] Filed: **Apr. 22, 1998**

[30] Foreign Application Priority Data

Oct. 23, 1997 [GB] United Kingdom 2070074

[51] **LOC (6) Cl.** **06-08**

[52] **U.S. Cl.** **D6/316; D11/160; D20/31**

[58] **Field of Search** D6/315, 316, 573; D20/31; D11/160; 211/113; 40/322; 223/66, 85, 88, 87; D21/499

[56] References Cited

U.S. PATENT DOCUMENTS

D. 158,530 5/1950 Tobin .

D. 272,792 2/1984 Mary .
D. 316,571 4/1991 Romero-Comas et al. D20/31
D. 390,779 2/1998 Walter D11/160
4,542,838 9/1985 Perez-Tubens et al. 223/85
4,805,816 2/1989 Freund 223/66
5,799,843 9/1998 Hsu 223/85

Primary Examiner—B. J. Bullock
Attorney, Agent, or Firm—Conley, Rose & Tayon, P.C.

[57] CLAIM

The ornamental design for a hanger, as shown and described.

DESCRIPTION

FIG. 1 is a front perspective view from above and one side of a hanger embodying the invention;

FIG. 2 is a rear view of the hanger shown in FIG. 1; and, FIG. 3 is a side view of the hanger shown in FIG. 1.

The bottom surfaces of the hanger follow the contours shown in FIGS. 2 and 3.

1 Claim, 2 Drawing Sheets

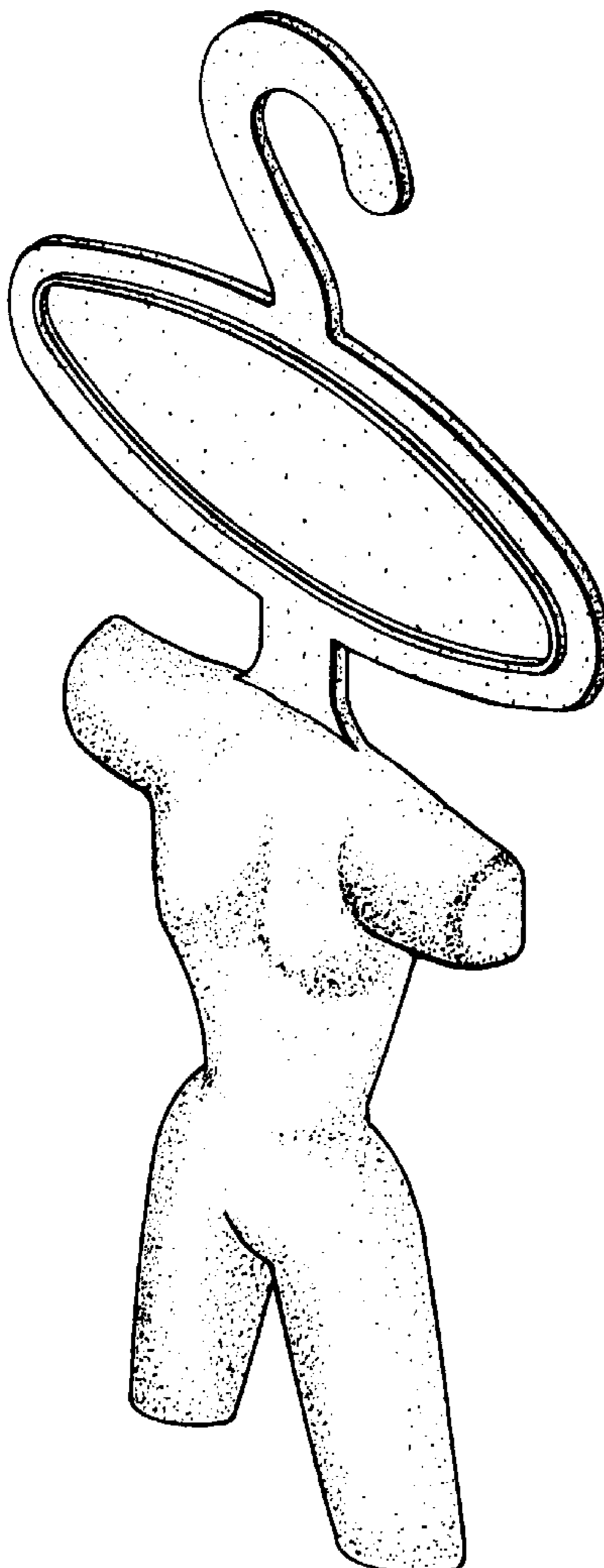


Fig. 1.

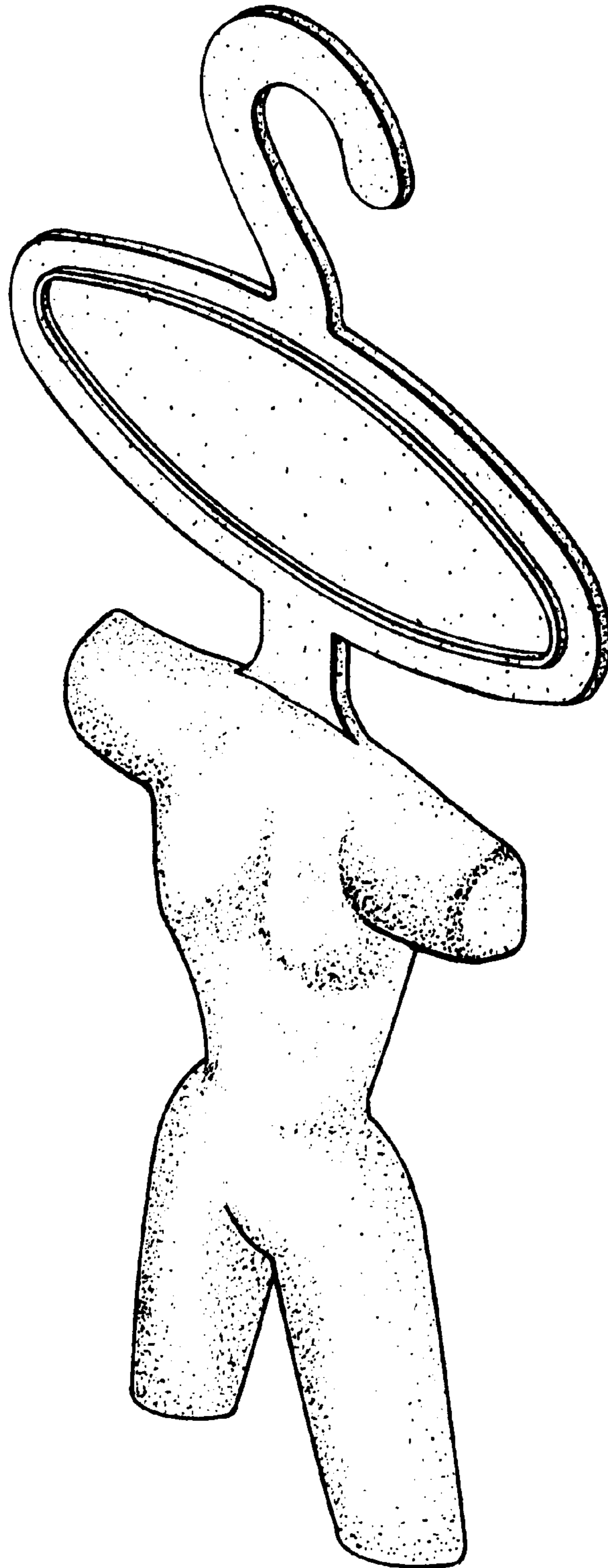


Fig.2.

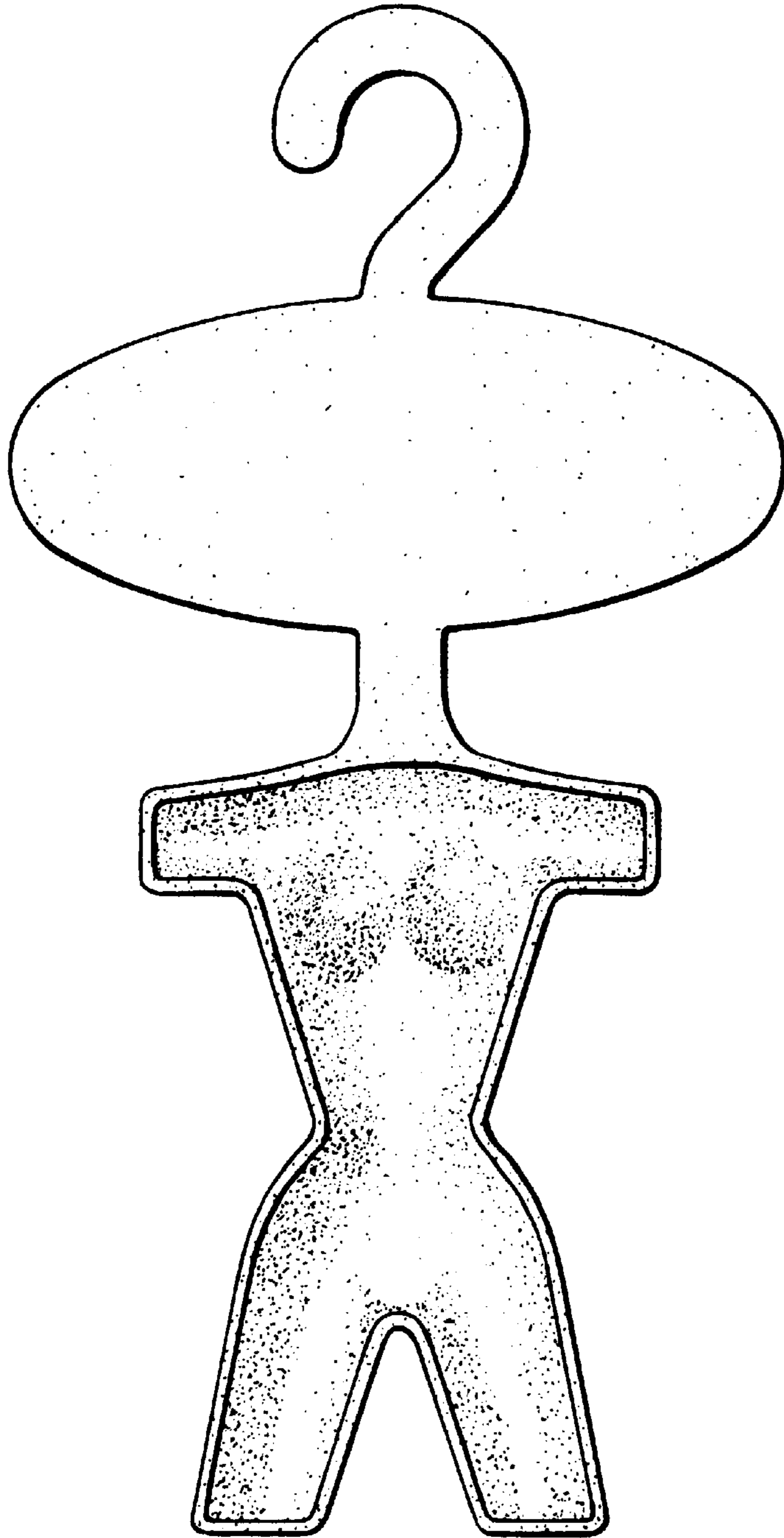


Fig.3.

