



US00D411033S

# United States Patent [19] Mariner

[11] **Patent Number: Des. 411,033**

[45] **Date of Patent: \*\* Jun. 15, 1999**

[54] **SUPPORT RIB FOR LIGHTING FIXTURE**

D. 61,068 6/1922 Dahl ..... D26/145  
D. 69,162 12/1925 Seidell ..... D26/155

[75] Inventor: **Francisco Mariner**, Valencia, Spain

[73] Assignee: **Davoil, Inc.**, Fort Worth, Tex.

[\*\*] Term: **14 Years**

*Primary Examiner*—Susan J. Lucas  
*Attorney, Agent, or Firm*—Felsman, Bradley, Gunter & Dillon, LLP

[21] Appl. No.: **29/081,623**

[22] Filed: **Jan. 7, 1998**

[57] **CLAIM**

The ornamental design for a support rib for lighting fixture, as shown and described.

[51] **LOC (6) Cl.** ..... **26-99**

[52] **U.S. Cl.** ..... **D26/155; D26/145**

[58] **Field of Search** ..... D26/142, 145,  
D26/149, 152, 155, 72, 82-85, 87, 92;  
362/147, 432

**DESCRIPTION**


FIG. 1 is a front view of the support rib for lighting fixture and the back view is a mirror image thereof;  
FIG. 2 is a bottom view of the support rib;  
FIG. 3 is a top view of the support rib;  
FIG. 4 is a right side view of the support rib; and,  
FIG. 5 is a left side view of the support rib.  
The stippling is for shading purposes only, and forms no part of the claimed invention.

[56] **References Cited**

**U.S. PATENT DOCUMENTS**

D. 59,415 10/1921 Dahl ..... D26/145  
D. 61,062 6/1922 Dahl ..... D26/145

**1 Claim, 3 Drawing Sheets**



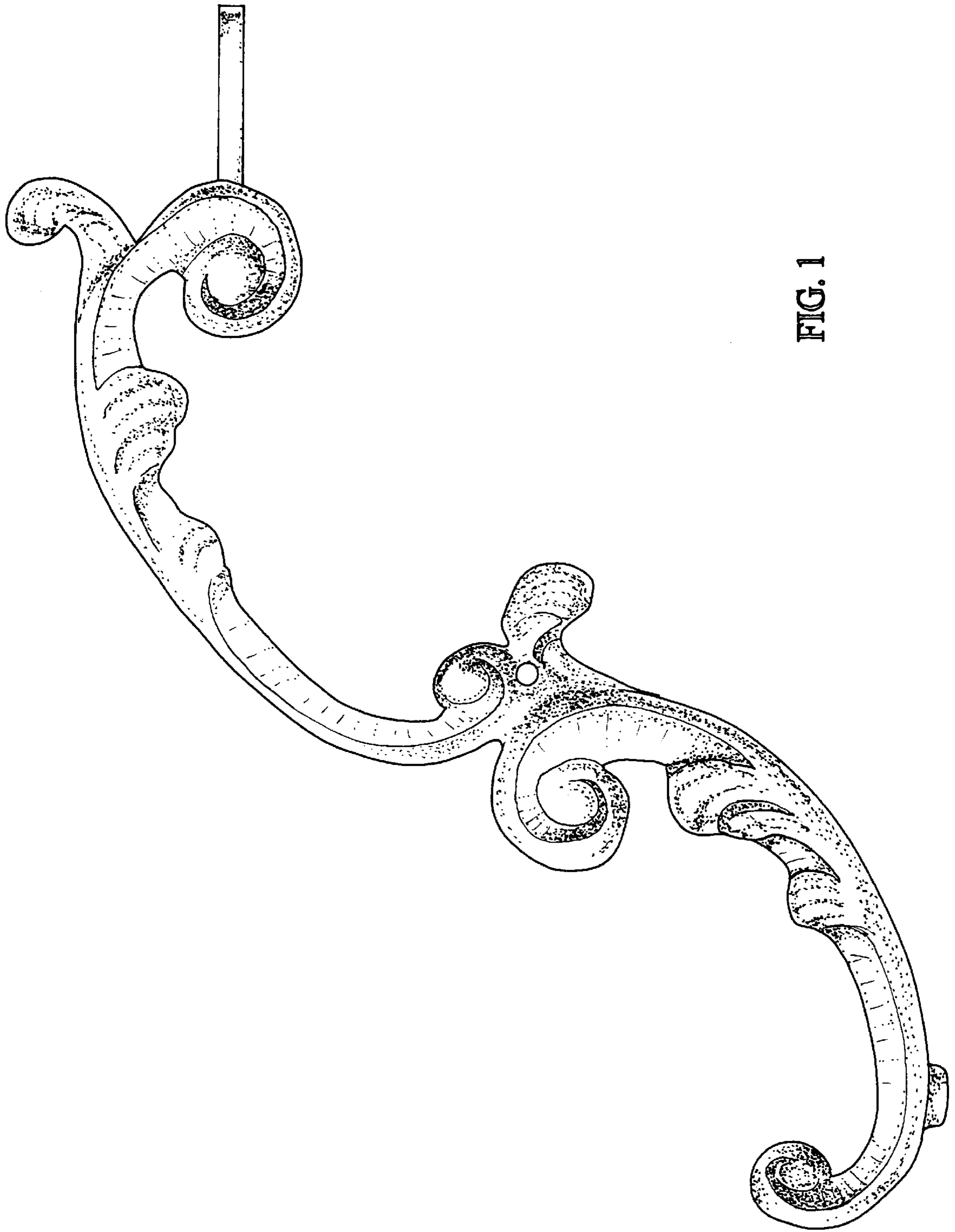


FIG. 1

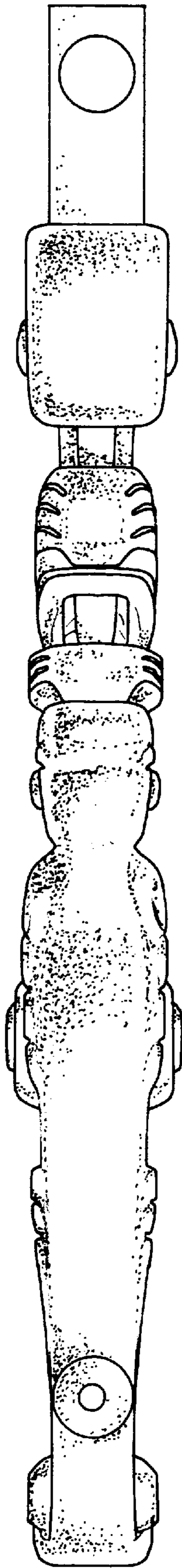


FIG. 2

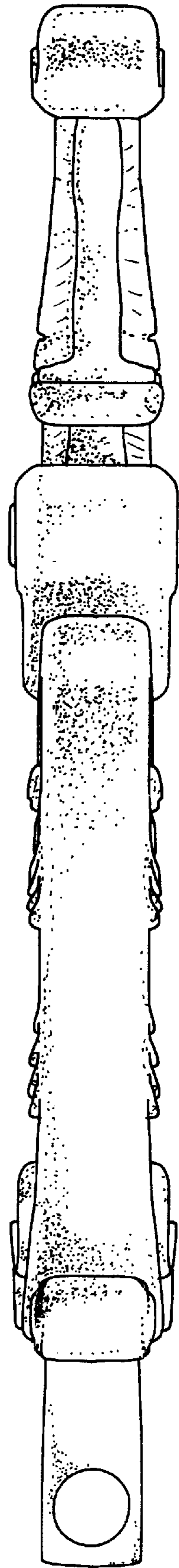


FIG. 3

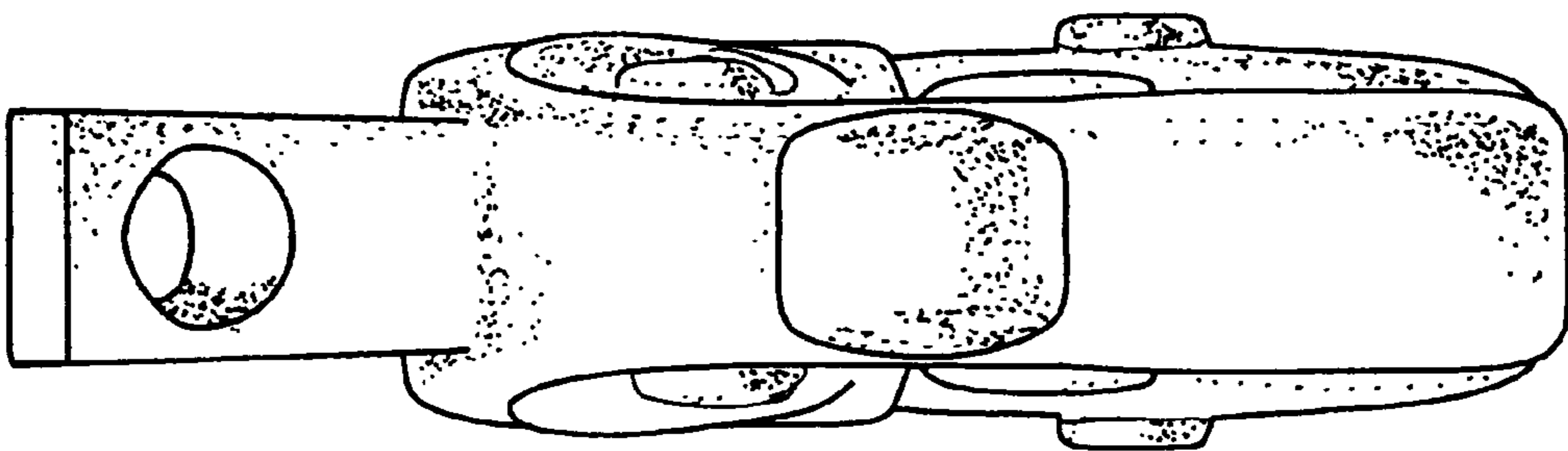


FIG. 4

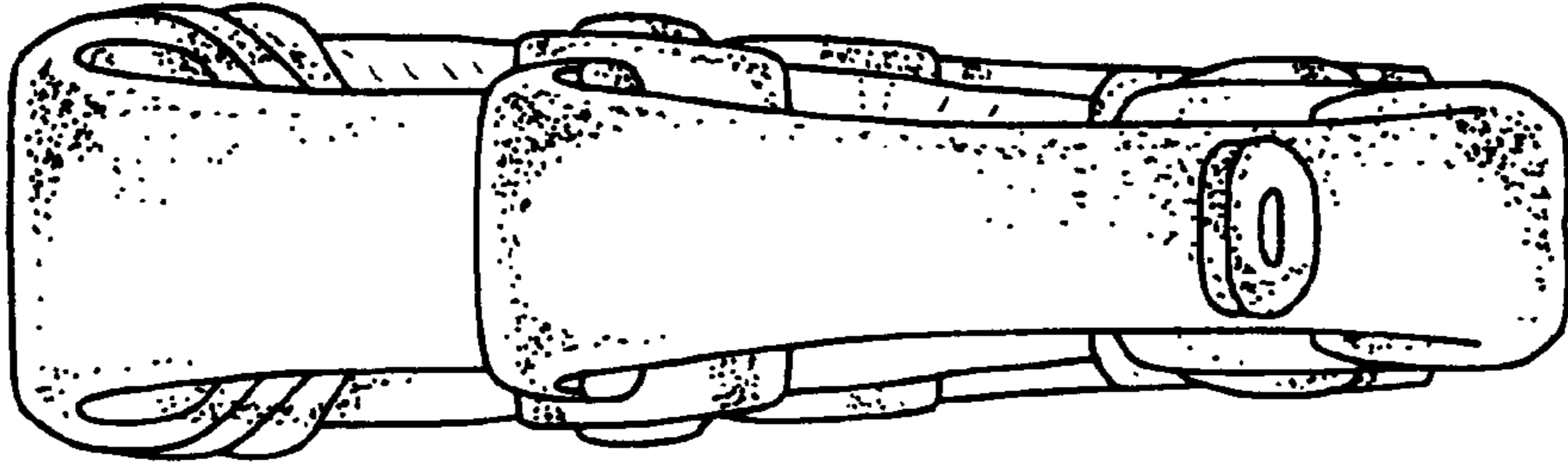


FIG. 5