



US00D410967S

# United States Patent [19]

[11] **Patent Number: Des. 410,967**

**Allen et al.**

[45] **Date of Patent: \*\* Jun. 15, 1999**

[54] **FOOT CONFORMING MEMBER FOR USE IN A SHOE**

5,113,599	5/1992	Cohen et al. ....	36/88
5,230,249	7/1993	Sasaki et al. ....	36/132
5,430,961	7/1995	Faulconer et al. ....	36/88
5,444,926	8/1995	Allen et al. ....	36/29

[75] Inventors: **Bernie Allen**, Wayland; **Alexander W. Choi**, Easton; **John J. Erickson**, Brockton; **Wayne H. Mullin**, Avon; **Doug K. Robinson**, Mansfield, all of Mass.

### FOREIGN PATENT DOCUMENTS

WO 96/28055 9/1996 WIPO .

[73] Assignee: **Acushnet Company**, Fairhaven, Mass.

*Primary Examiner*—Louis S. Zarfes

*Assistant Examiner*—G. Andoll

*Attorney, Agent, or Firm*—Pennie & Edmonds LLP

[\*\*] Term: **14 Years**

### [57] CLAIM

[21] Appl. No.: **29/076,572**

The ornamental design for a foot conforming member for use in a shoe, as shown and described.

[22] Filed: **Sep. 10, 1997**

### DESCRIPTION

#### Related U.S. Application Data

[63] Continuation-in-part of application No. 08/614,758, Mar. 13, 1996, and application No. 08/616,130, Mar. 14, 1996, Pat. No. 5,766,704.

FIG. 1 is a top view of an embodiment of a foot conforming member for use in a shoe according to the invention; FIG. 2 is a bottom view thereof; FIG. 3 is a side view thereof; FIG. 4 is a view from the other side thereof; FIG. 5 is a front view thereof; FIG. 6 is a rear view thereof; FIG. 7 is a perspective view thereof; and, FIG. 8 is a view of the invention in a shoe. The broken line showing of the shoe in FIG. 8 is for illustrative purposes only and forms no part of the claimed design.

[51] **LOC (6) Cl.** ..... **02-04**

[52] **U.S. Cl.** ..... **D2/961**

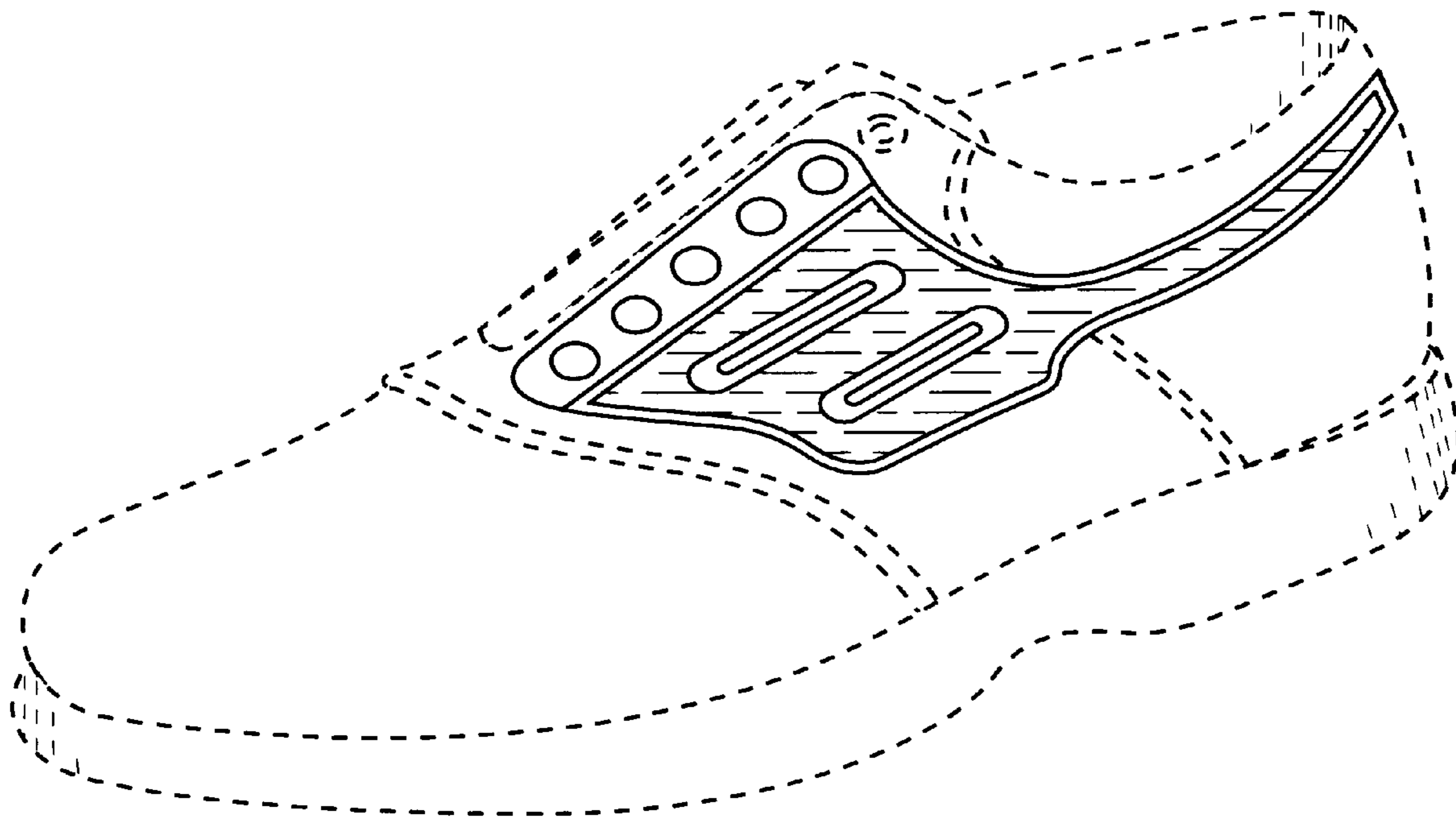
[58] **Field of Search** ..... D2/961; 428/34.1; 36/153, 43, 86, 88, 35 R, 114, 29, 119, 117, 93, 89, 176, 44, 28, 132

#### [56] References Cited

##### U.S. PATENT DOCUMENTS

4,726,126 2/1988 Bernhard ..... 36/89

**1 Claim, 3 Drawing Sheets**



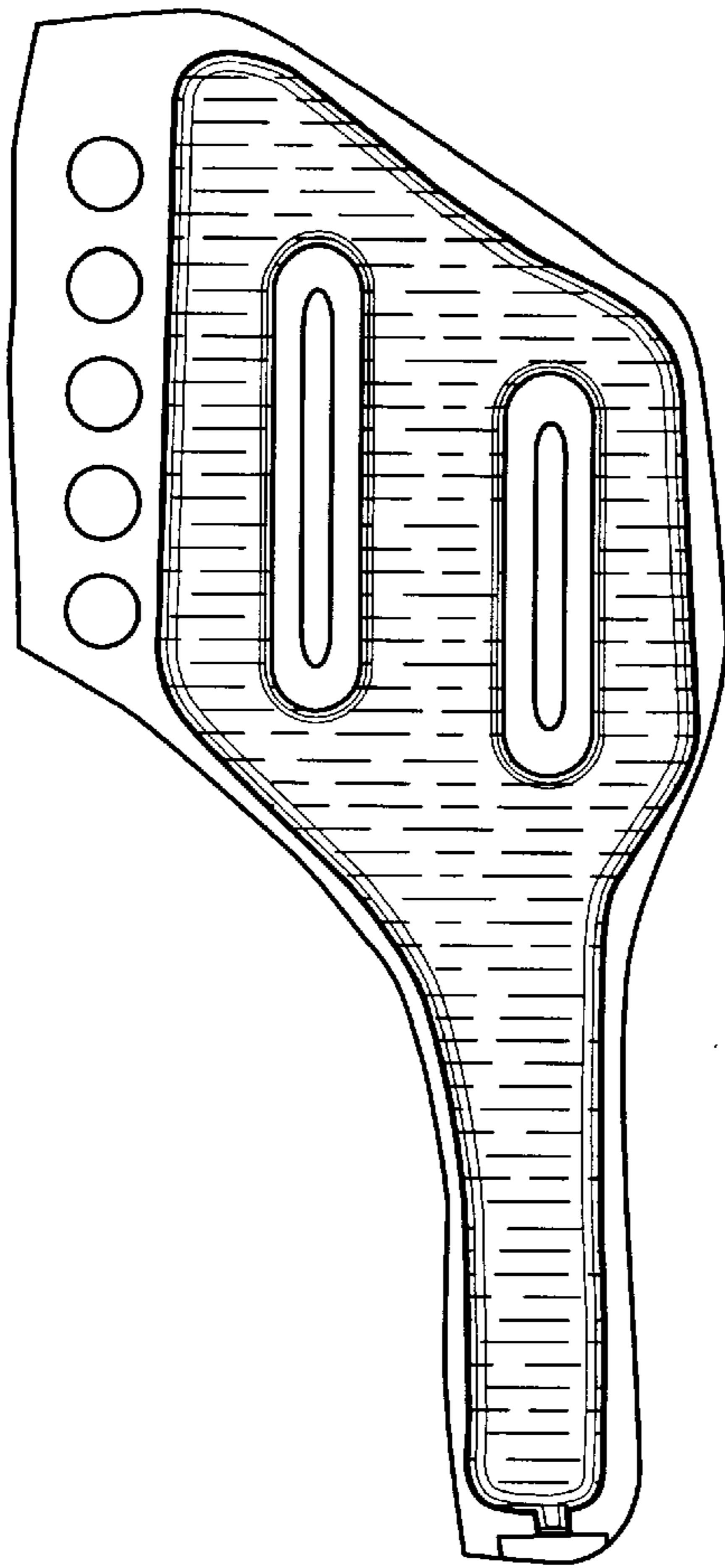


FIG. 1

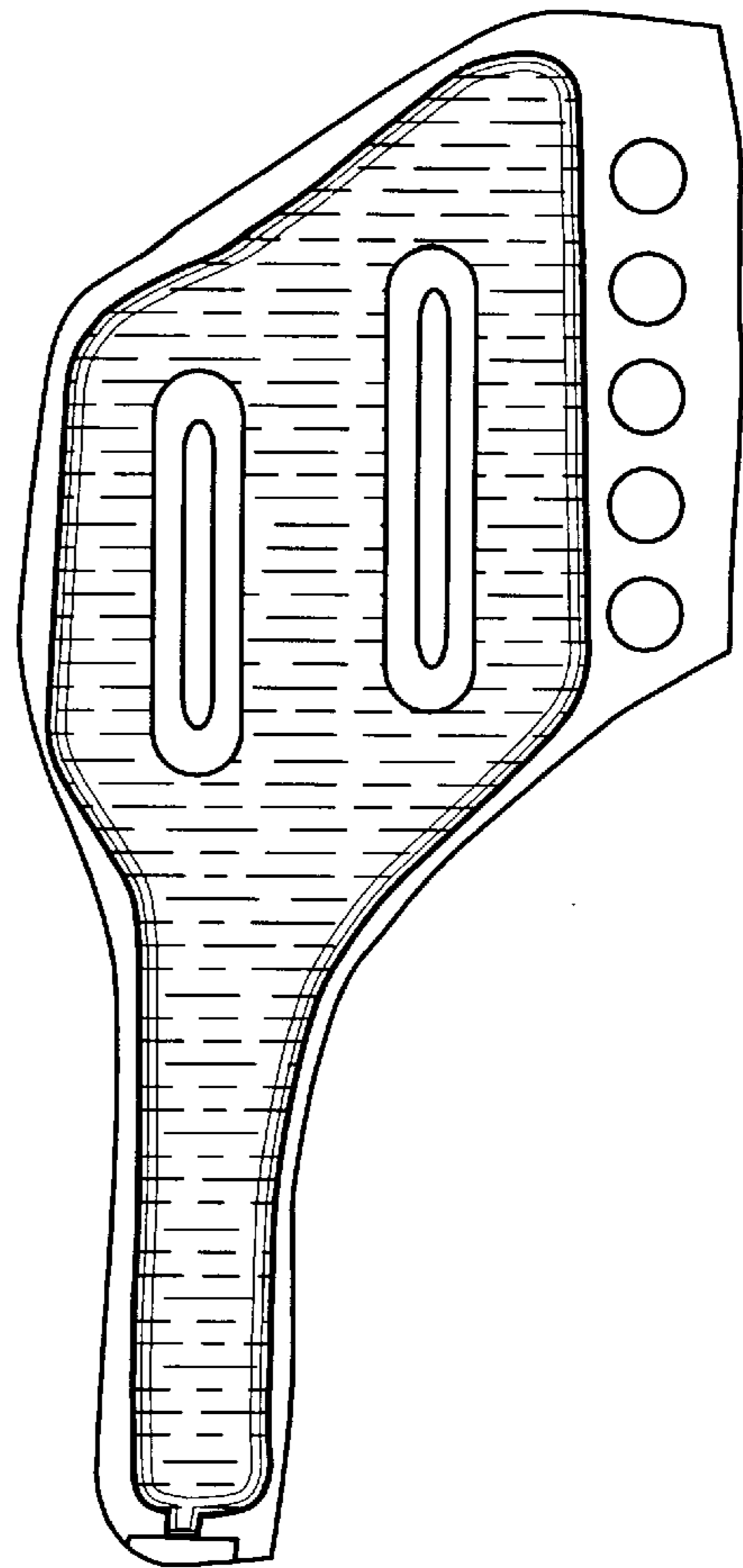


FIG. 2



FIG. 3



FIG. 4




FIG. 5



FIG. 6

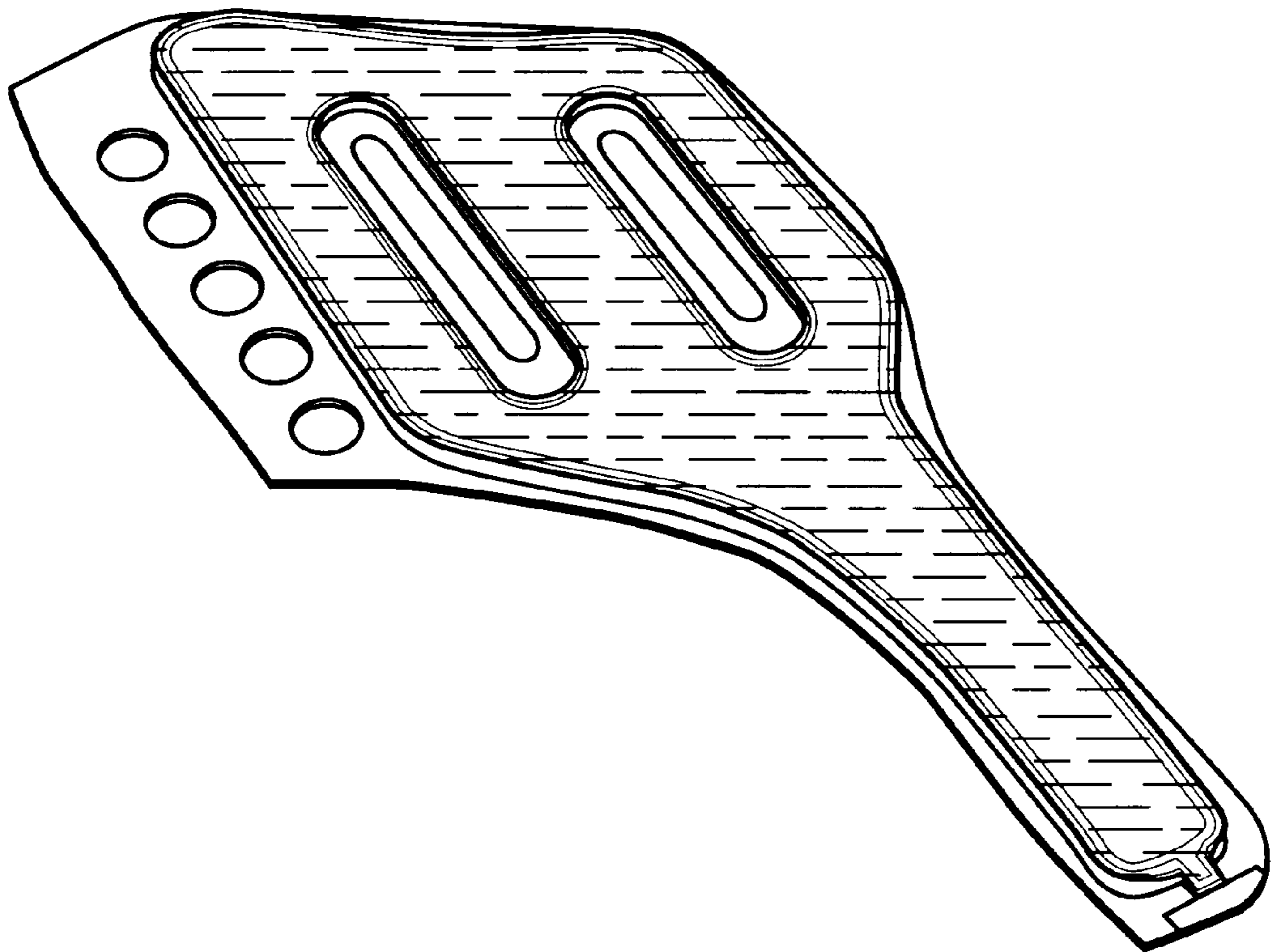


FIG. 7

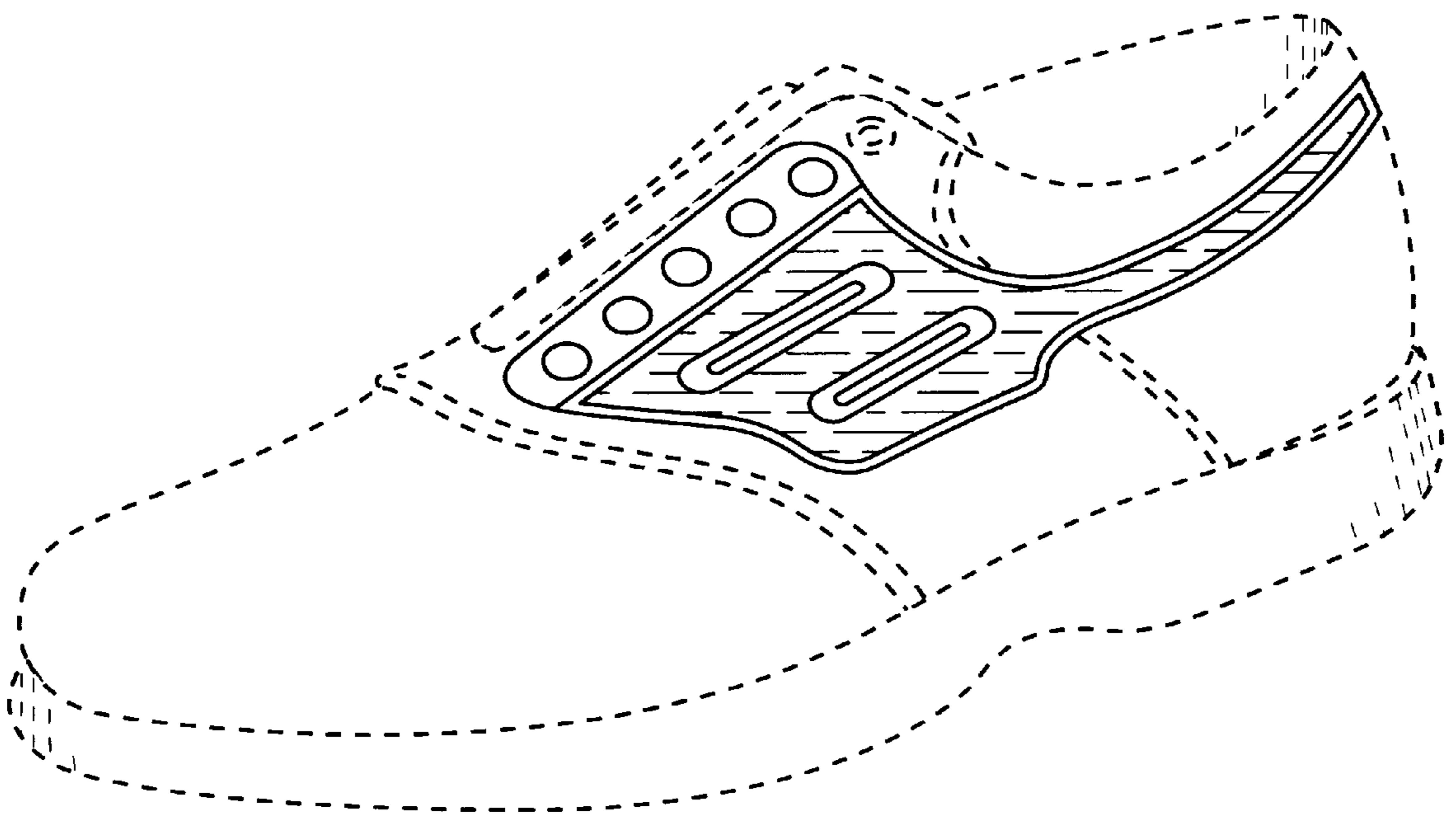


FIG. 8