



US00D410961S

United States Patent [19]
George

[11] **Patent Number: Des. 410,961**

[45] **Date of Patent: ** Jun. 15, 1999**

[54] **SHOE**

D. 318,751 8/1991 Logan D2/902
D. 331,998 12/1992 Carder D2/897
D. 335,568 5/1993 Kilgore D2/902

[76] **Inventor: Dawna George, Rte. 2 Box 55-4 FM
699, Joaquin, Tex. 75954**

[**] **Term: 14 Years**

Primary Examiner—Louis S. Zarfes
Assistant Examiner—G. Andoll

[21] **Appl. No.: 29/095,149**

[57] **CLAIM**

[22] **Filed: Oct. 15, 1998**

The ornamental design for a shoe, as shown.

[51] **LOC (6) Cl. 02-04**

DESCRIPTION

[52] **U.S. Cl. D2/897; D2/896; D2/902;
D2/900; D2/952**

FIG. 1 is a front elevational view of the shoe of the present invention;

[58] **Field of Search** D2/896, 902, 907-911,
D2/943, 945, 969, 970, 947, 948, 951-960,
987, 900, 944; 36/25 R, 83, 84, 102, 103,
114, 115, 3 R, 3 A, 313, 45, 50.1, 112


FIG. 2 is a back elevational view of the shoe of FIG. 1;
FIG. 3 is a left side elevational view of the shoe of FIG. 1;
FIG. 4 is a right side elevational view of the shoe of FIG. 1;
FIG. 5 is a top plan view of the shoe of FIG. 1; and,
FIG. 6 is a bottom plan view of the shoe of FIG. 1.

[56] **References Cited**

U.S. PATENT DOCUMENTS

D. 166,472 4/1952 Kaplan D2/949

1 Claim, 3 Drawing Sheets






Fig. 1

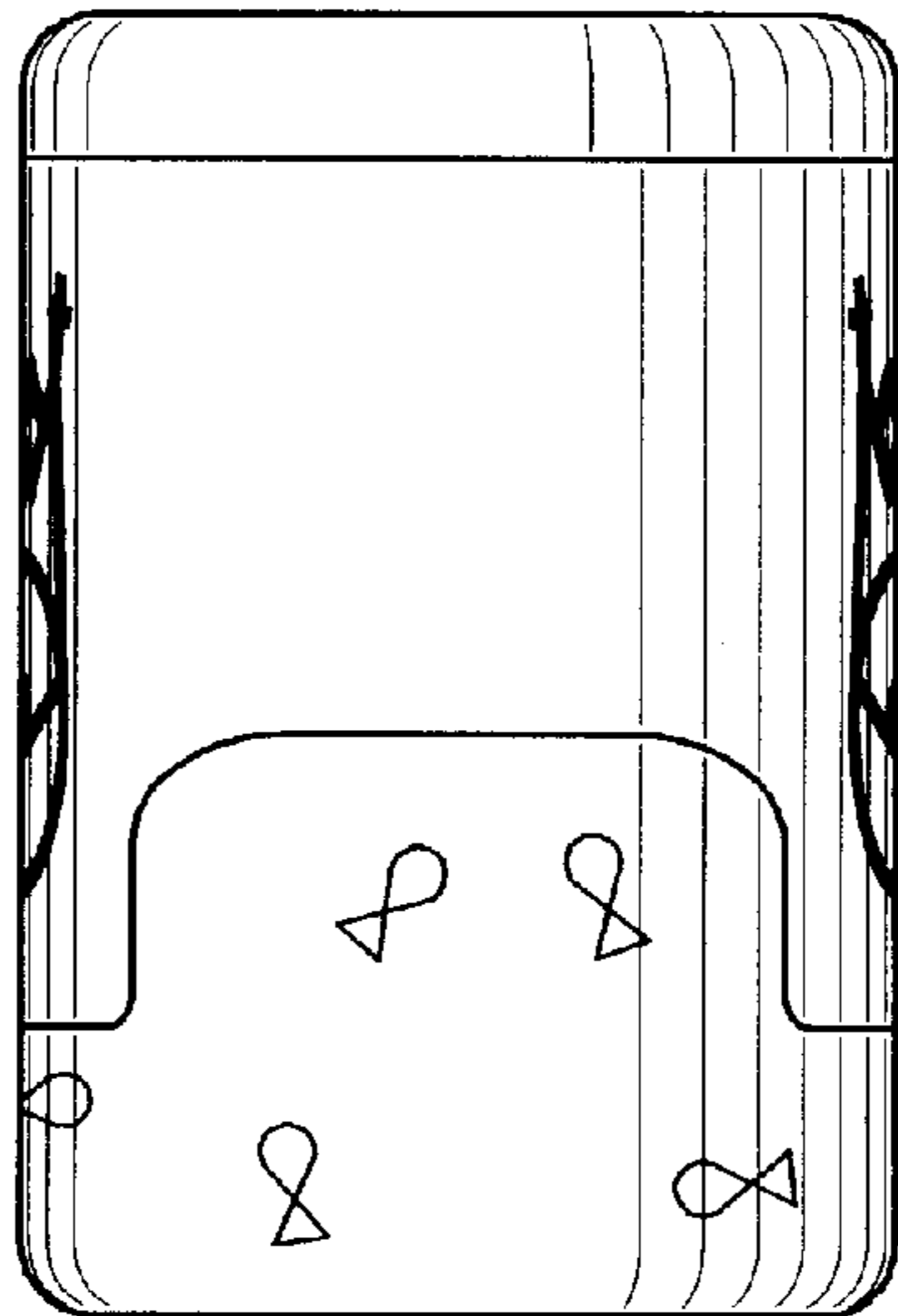


Fig. 2




Fig. 3




Fig. 4

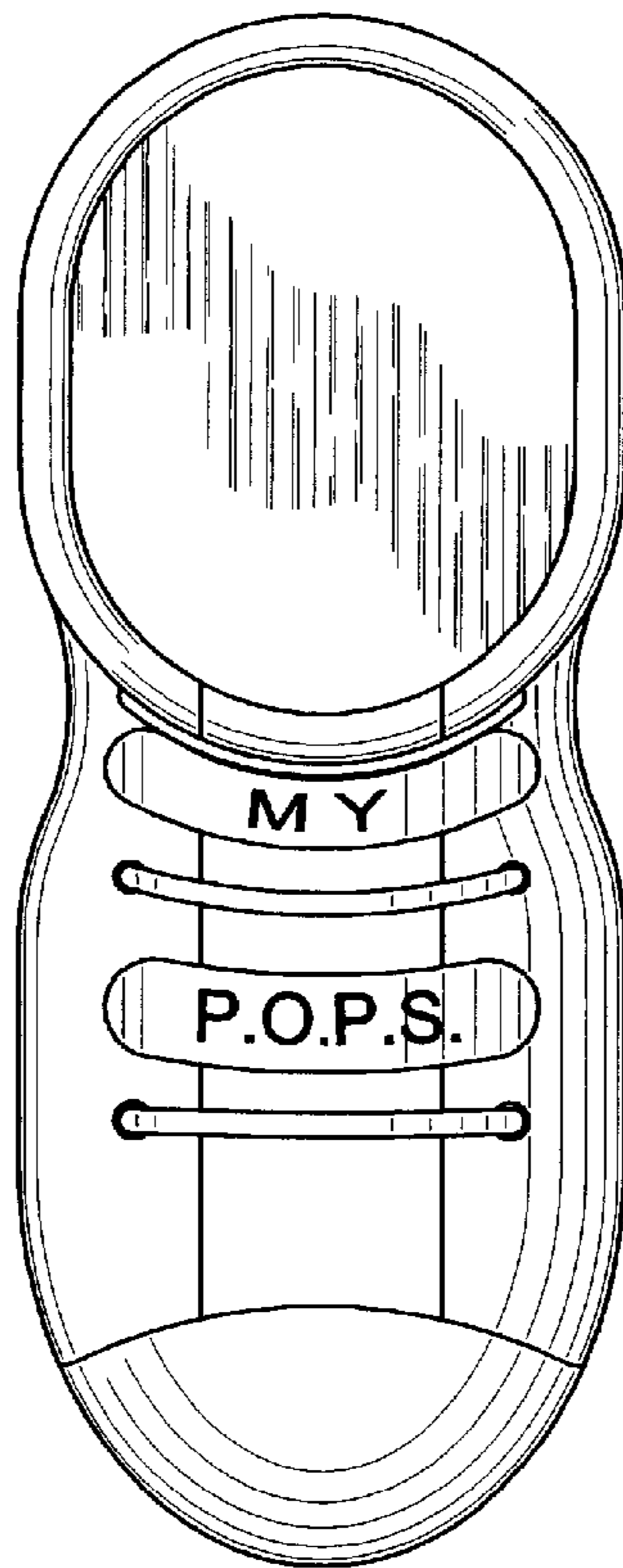


Fig. 5

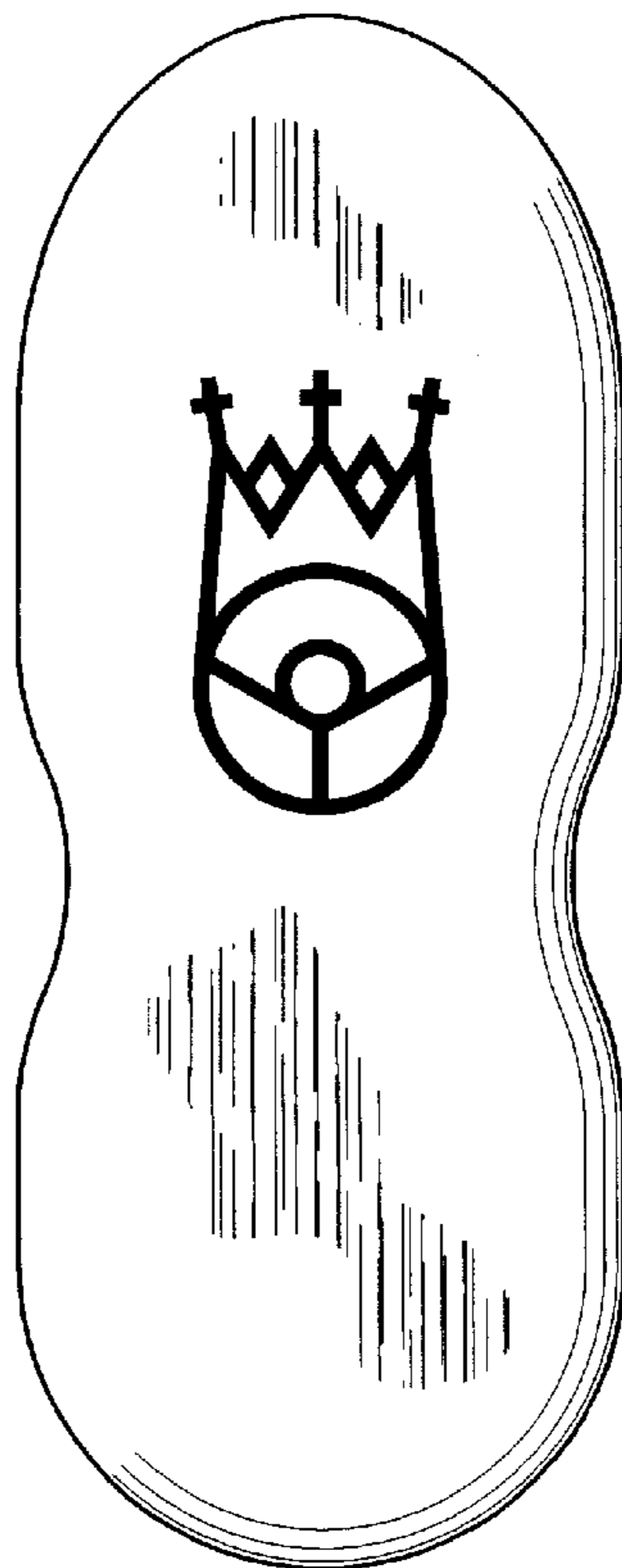


Fig. 6