



US00D410957S

# United States Patent [19] Hubsher

[11] Patent Number: **Des. 410,957**

[45] Date of Patent: **\*\* Jun. 15, 1999**

[54] **GLOVE RETAINER**

[76] Inventor: **Lauren Hubsher**, 239 Ridgebury Rd.,  
Ridgefield, Conn. 06877

[\*\*] Term: **14 Years**

[21] Appl. No.: **29/092,451**

[22] Filed: **Aug. 19, 1998**

[51] **LOC (6) Cl.** ..... **02-06**

[52] **U.S. Cl.** ..... **D2/623**

[58] **Field of Search** ..... D2/600, 610, 623,  
D2/901, 860; D24/190; D29/120, 122, 123;  
2/16, 22, 23, 242; 36/2 R

[56] **References Cited**

**U.S. PATENT DOCUMENTS**

D. 319,113	8/1991	Adams	.....	D29/20
338,790	3/1886	Slack	.	
D. 397,222	8/1998	Humensky	.....	D24/190
482,647	9/1892	Obear	.	
699,802	5/1902	Mendelsohn	.	
923,256	6/1909	Fletcher	.	
924,545	6/1909	Emmert	.	
1,383,514	7/1921	Baumblatt, Jr.	.....	D2/860
1,583,606	5/1926	Roussel	.	
2,150,069	3/1939	Koleno	.....	D2/860
2,326,422	8/1943	Weisberger	.....	D2/860
2,406,090	8/1946	Mas	.....	2/17
3,066,306	12/1962	Thomas	.....	2/20

3,146,463	9/1964	Wargo	.....	2/20
3,397,891	8/1968	Koch	.....	36/2 R
4,742,580	5/1988	Phillips, Jr. et al.	.....	2/158
4,961,418	10/1990	McLaurin-Smith	.....	2/243
5,005,215	4/1991	McIlquham	.....	2/22
5,070,541	12/1991	Goss	.....	2/16
5,313,667	5/1994	Levine	.....	2/16
5,628,062	5/1997	Tseng	.....	2/16
5,815,948	10/1998	Dzielak	.....	36/2 R

*Primary Examiner*—Louis S. Zarfes  
*Assistant Examiner*—Robert Delehanty  
*Attorney, Agent, or Firm*—St. Onge Steward Johnston &  
Reens LLC

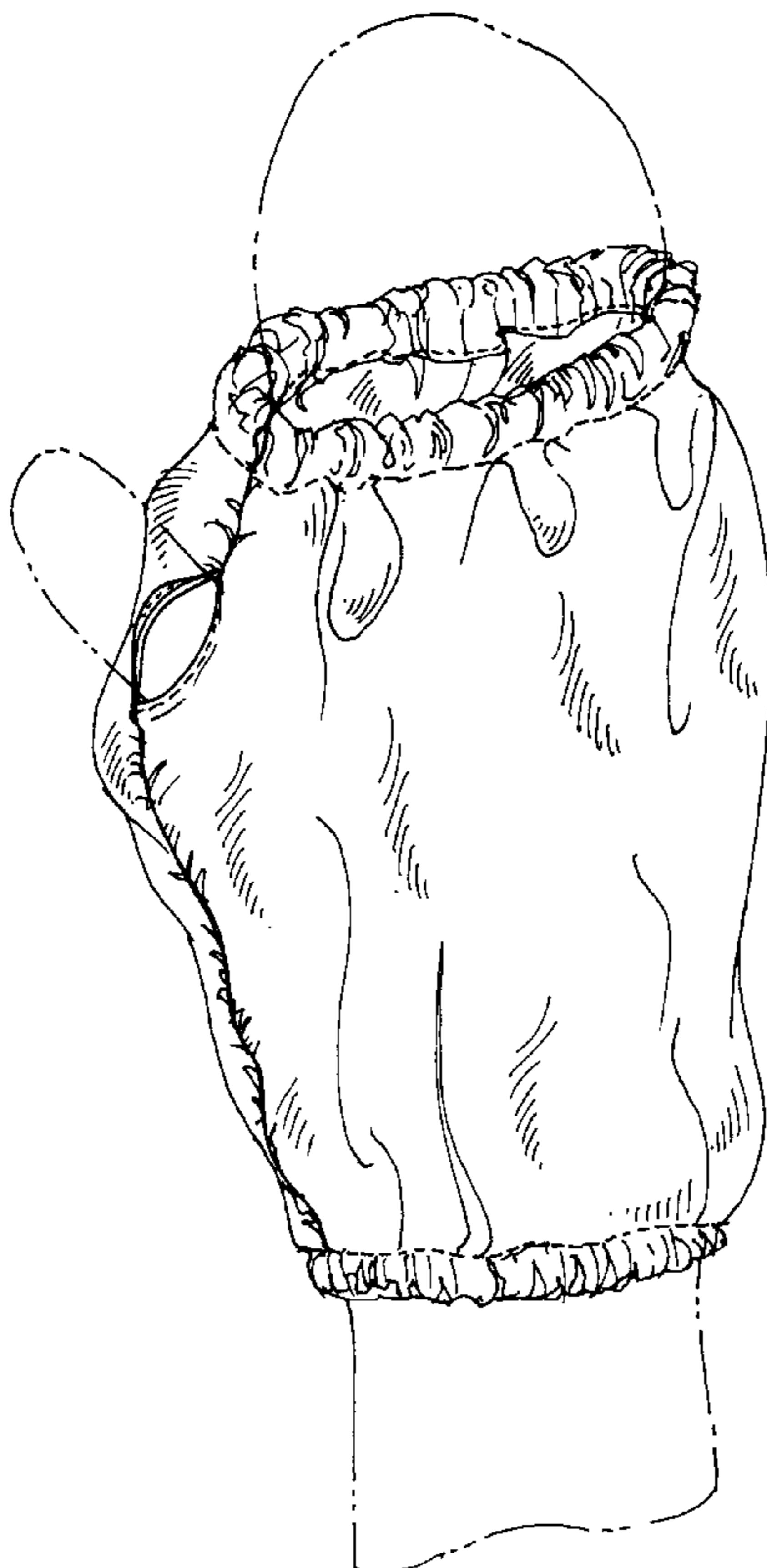
[57] **CLAIM**

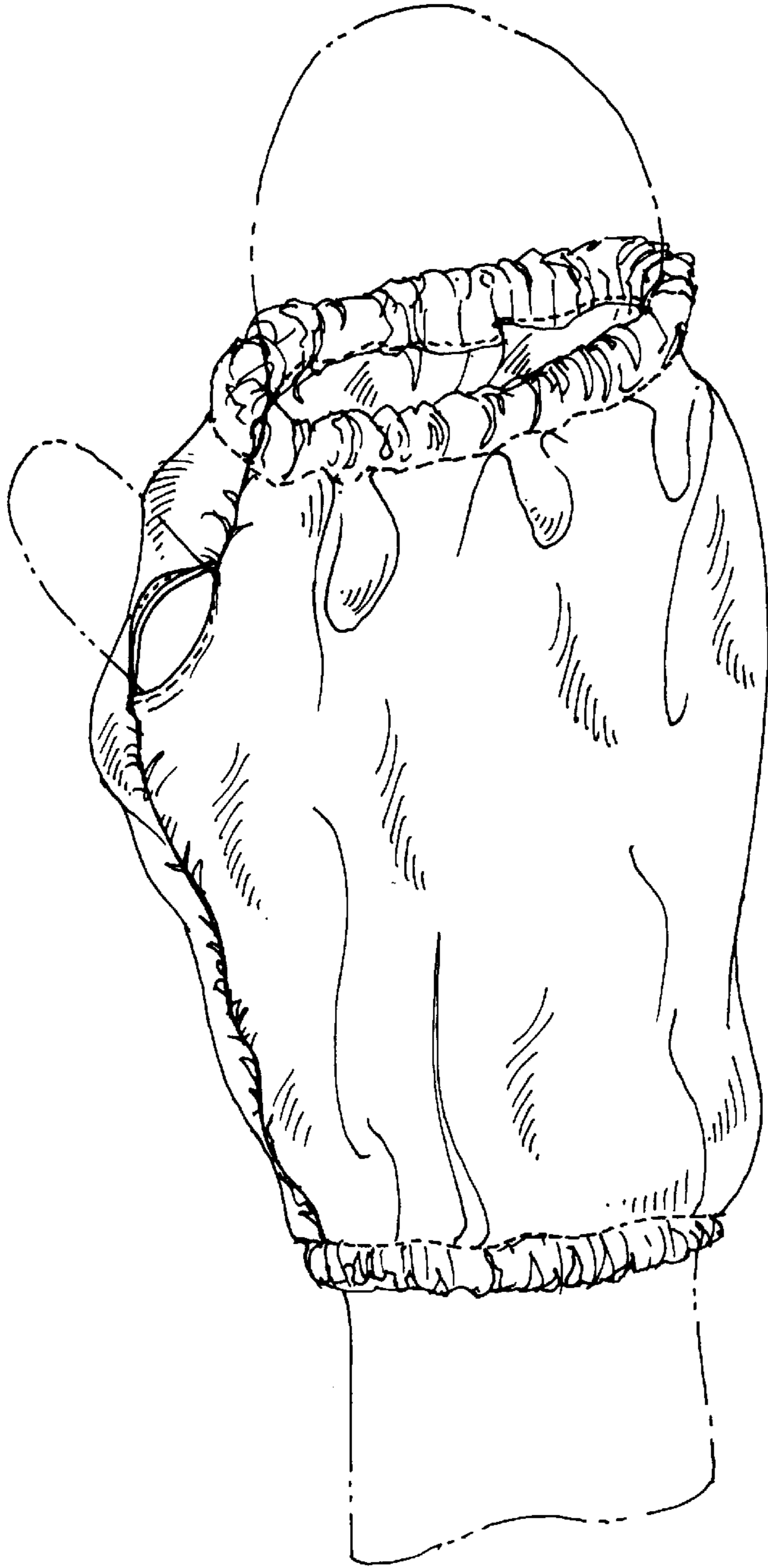
The ornamental design for a glove retainer, as shown and described.

**DESCRIPTION**

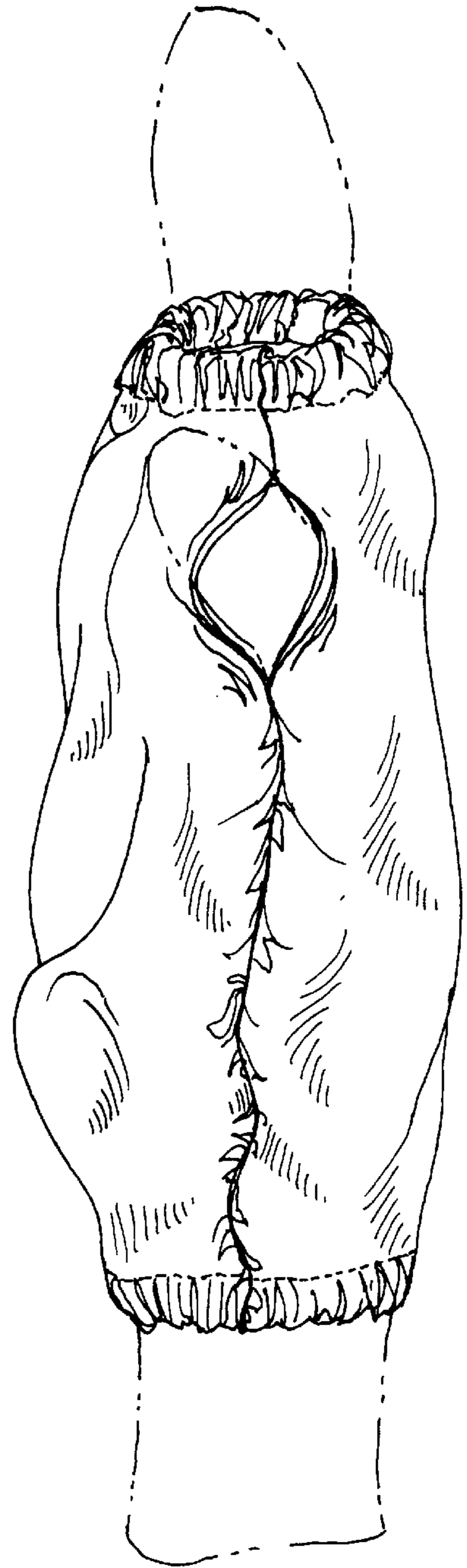
FIG. 1 is a top and front perspective view of a glove retainer showing my new design;  
FIG. 2 is a right side and front perspective view thereof;  
FIG. 3 is a left side and front perspective view thereof;  
FIG. 4 is a bottom and front perspective view thereof;  
FIG. 5 is a rear elevational view thereof; and,  
FIG. 6 is a front elevational view thereof.  
The broken line drawing of a mitten and arm in FIGS. 1-4 is for illustrative purposes only and forms no part of the claimed design.

**1 Claim, 3 Drawing Sheets**

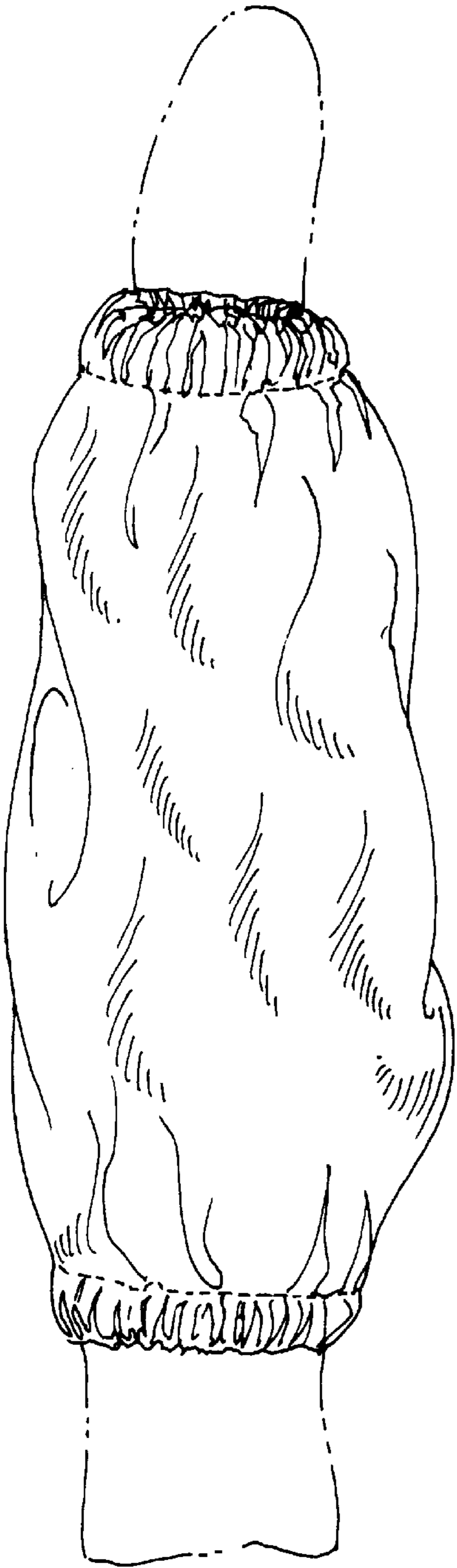




**FIG. 1**



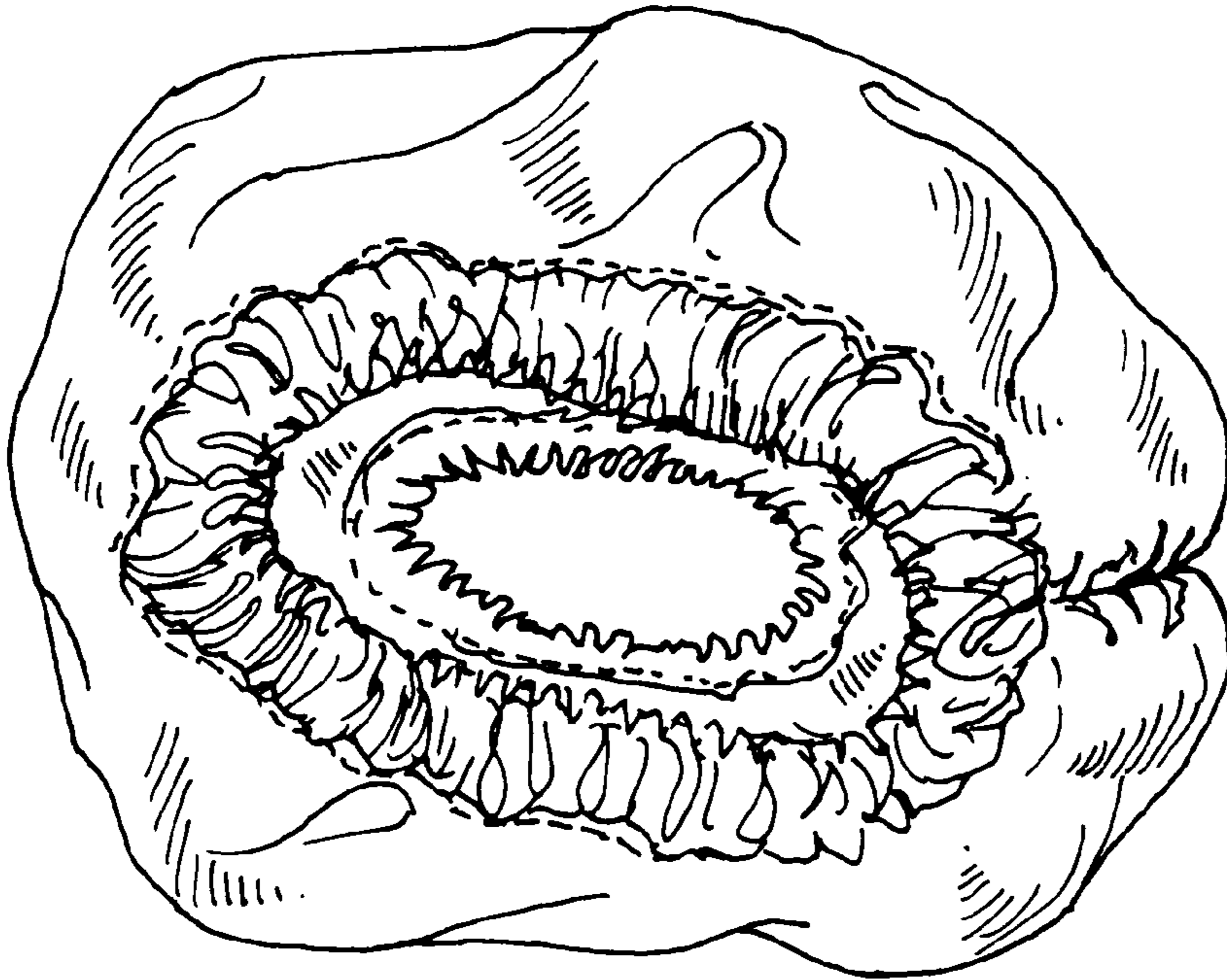
**FIG. 2**



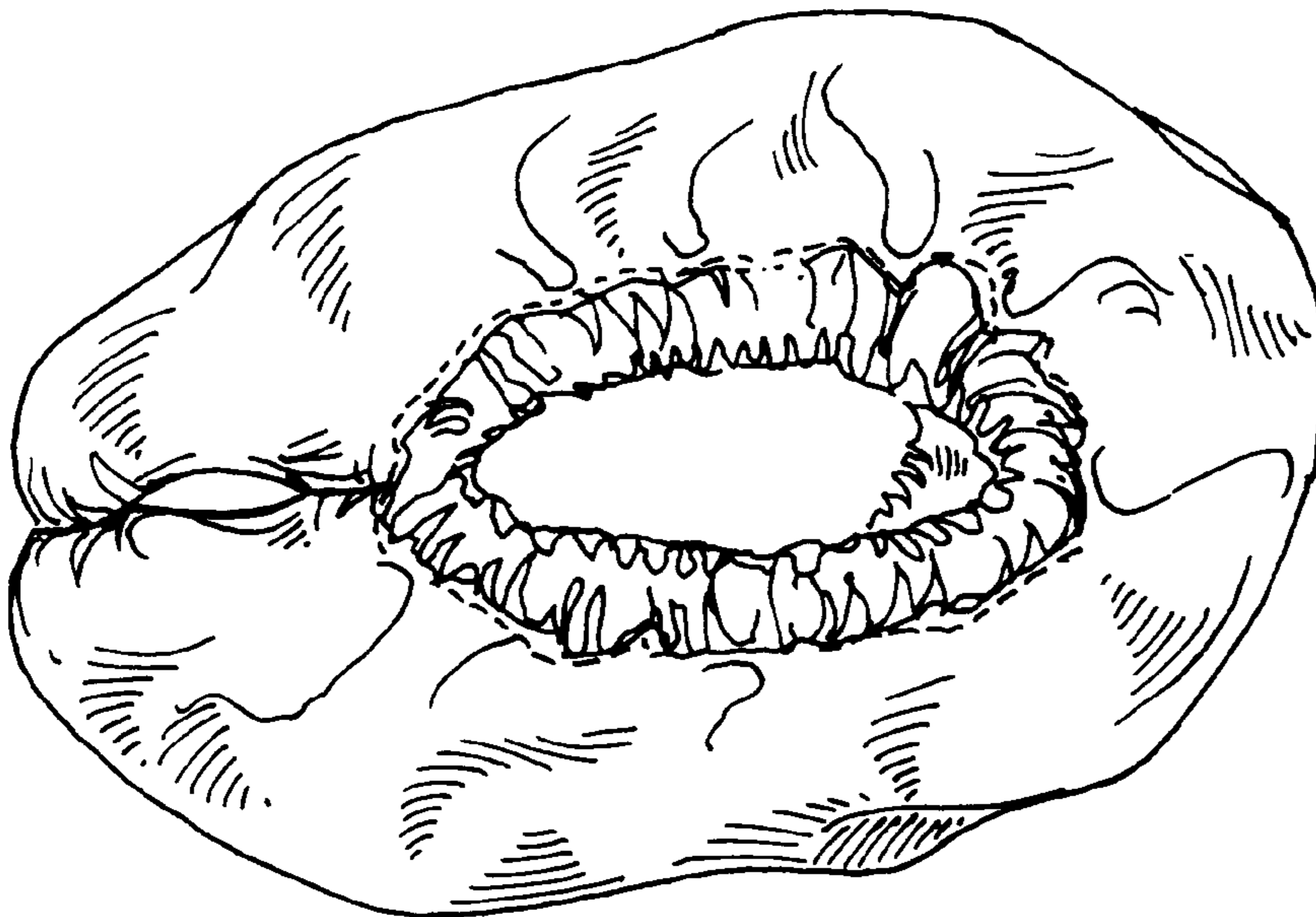
**FIG. 3**



**FIG. 4**



*FIG. 5*



*FIG. 6*