



US00D410942S

United States Patent [19]

Arnette et al.

[11] Patent Number: Des. 410,942

[45] Date of Patent: ** Jun. 15, 1999

[54] EYEWEAR TEMPLE

[75] Inventors: **Gregory F. Arnette**, Monarch Beach;
Kip Arnette, South Laguna Beach, both
of Calif.

[73] Assignee: **Bausch & Lomb Incorporated**,
Rochester, N.Y.

[**] Term: **14 Years**

[21] Appl. No.: **29/093,012**

[22] Filed: **Sep. 1, 1998**

Related U.S. Application Data

[62] Division of application No. 29/077,321, Sep. 30, 1997, Pat.
No. Des. 404,054.

[51] **LOC (6) Cl.** **16-06**

[52] **U.S. Cl.** **D16/335**

[58] **Field of Search** D16/300-330,
D16/334-336; 351/41, 44, 51, 52, 111-113,
140-153, 158; 2/448

[56] References Cited

U.S. PATENT DOCUMENTS

D. 244,196	5/1977	Zimmermann	D16/321
D. 244,282	5/1977	Teufelhart	D16/329
D. 245,090	7/1977	Zimmermann	D16/328
D. 339,816	9/1993	Jackson	D16/102
D. 363,504	10/1995	Arnette	D16/326
D. 366,273	1/1996	Rucker	D16/325
D. 372,726	8/1996	Simioni	D16/326
D. 380,766	7/1997	Simioni	D16/326
D. 384,687	10/1997	DeWitt	D16/329

D. 389,504	1/1998	Simioni	D16/326
D. 390,589	2/1998	Simioni	D16/326
D. 391,596	3/1998	Simioni	D16/326
D. 391,598	3/1998	Simioni	D16/326
D. 392,307	3/1998	Wilson	D16/326
D. 392,308	3/1998	Simioni	D16/326
D. 393,867	4/1998	Mage	D16/326
3,526,449	9/1970	Bolle et al.	351/111
4,665,598	5/1987	Murai et al.	29/20

FOREIGN PATENT DOCUMENTS

DM/036 148	4/1996	Hague Agreement	.
DM/036 174	4/1996	Hague Agreement	.
DM/038 023	10/1996	Hague Agreement	.

OTHER PUBLICATIONS

1994 Ray Ban Sourcebook, p. 17.
1997 ray Ban Sourcebook, pp. 21,26,27.

Primary Examiner—Raphael Barkai
Attorney, Agent, or Firm—Katherine McGuire

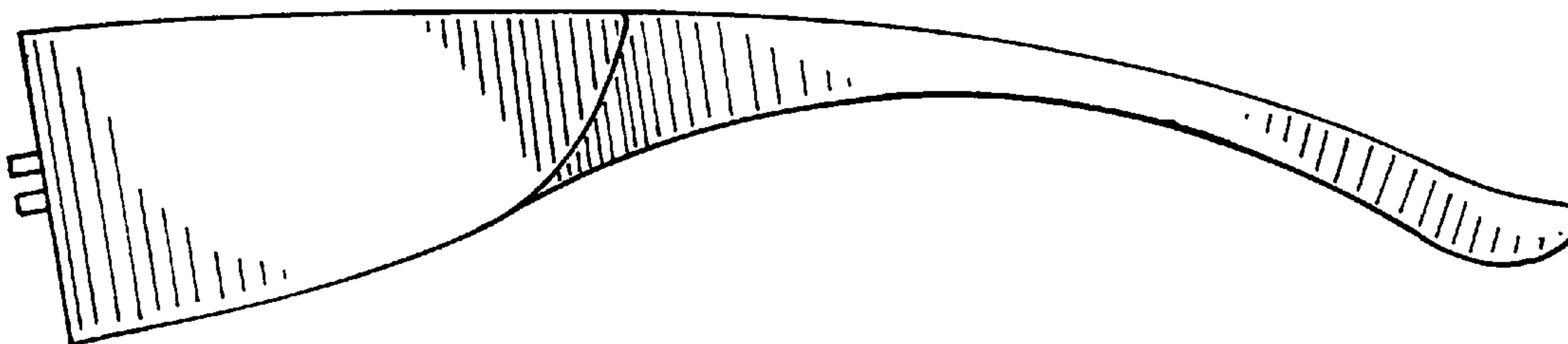
[57] CLAIM

The ornamental design for an eyewear temple, as shown and described.

DESCRIPTION

FIG. 1 is a side elevational view of an eyewear temple showing my new design;
FIG. 2 is a side elevational view opposite FIG. 1;
FIG. 3 is a rear elevational view thereof;
FIG. 4 is a front elevational view thereof;
FIG. 5 is a top plan view thereof; and,
FIG. 6 is a bottom plan view thereof.

1 Claim, 2 Drawing Sheets



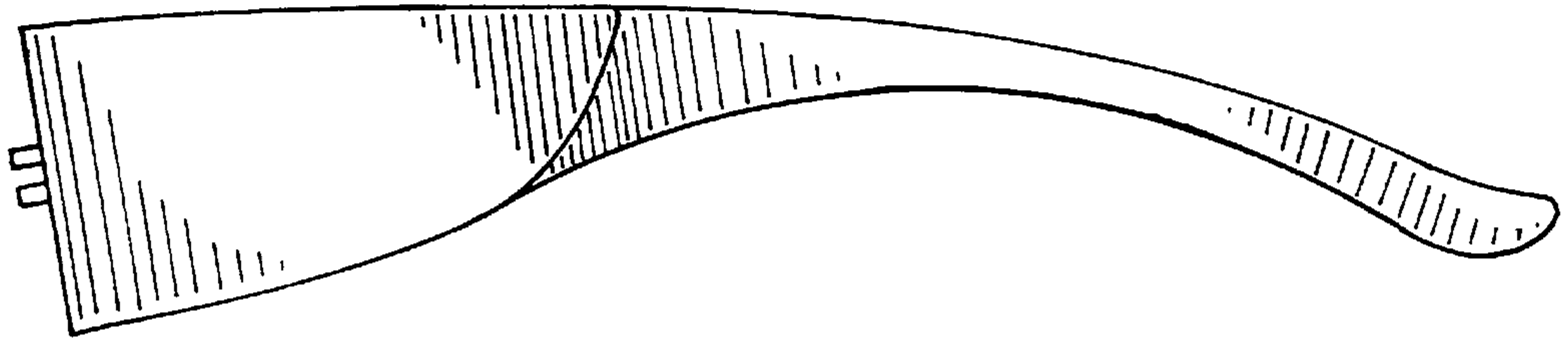


FIG. 1



FIG. 2

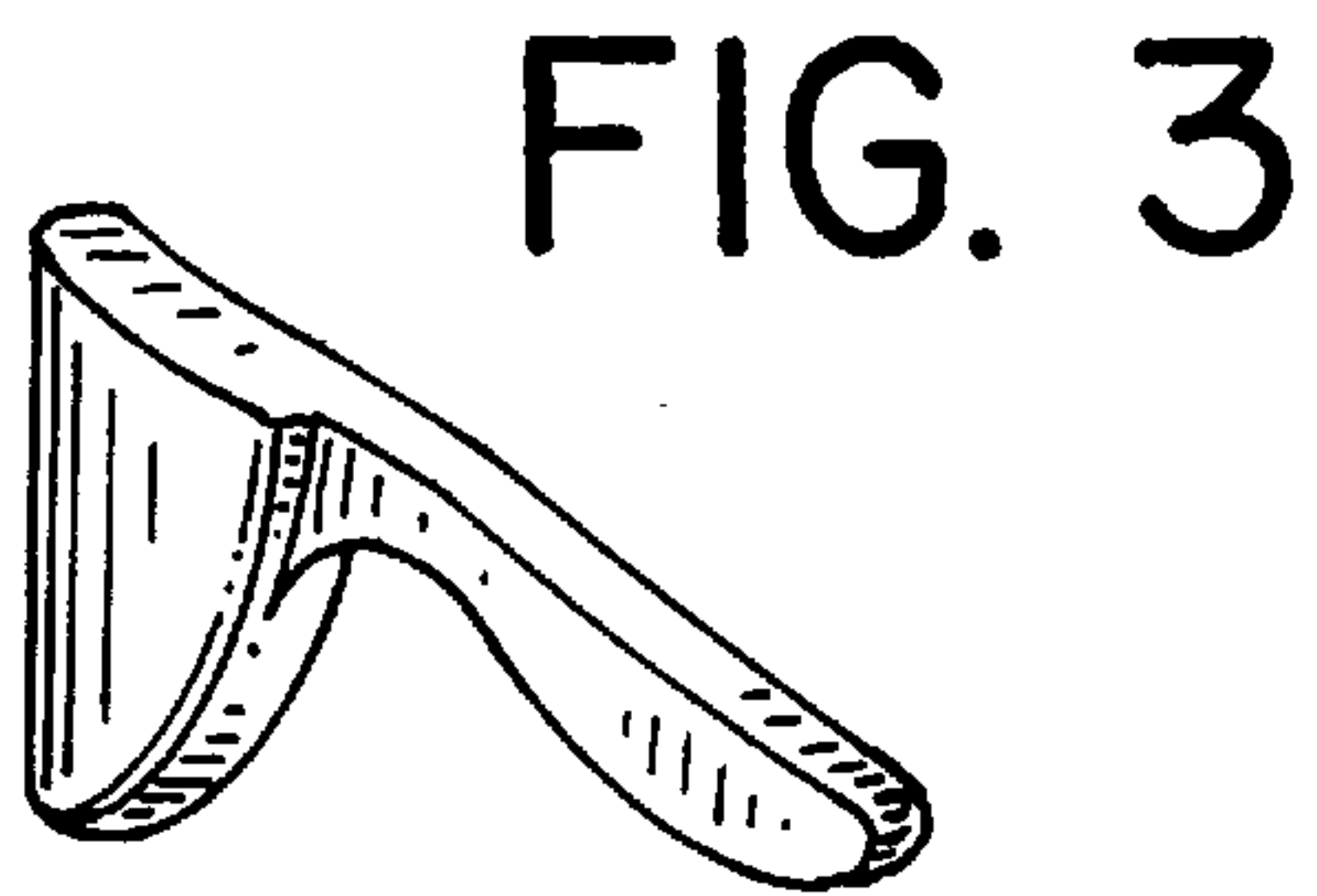


FIG. 3

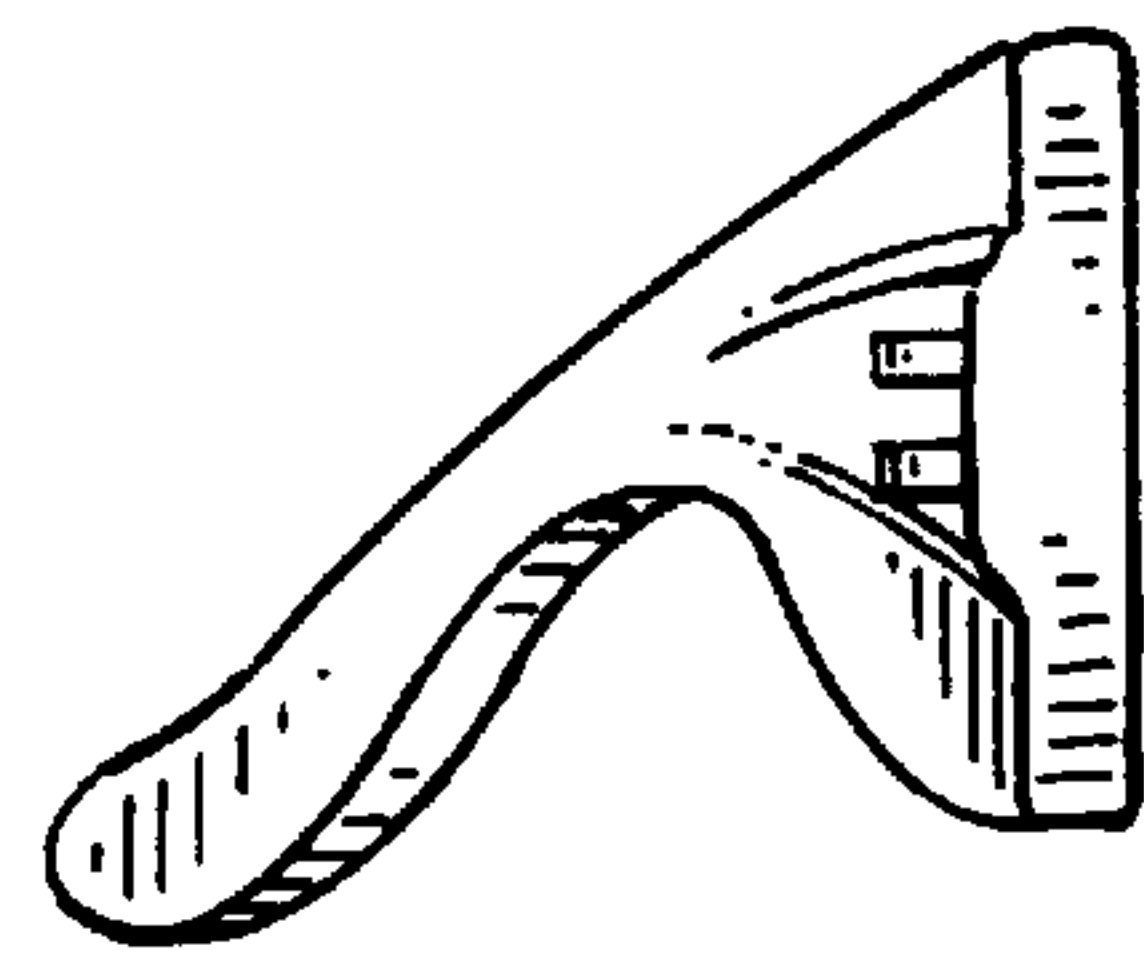


FIG. 4

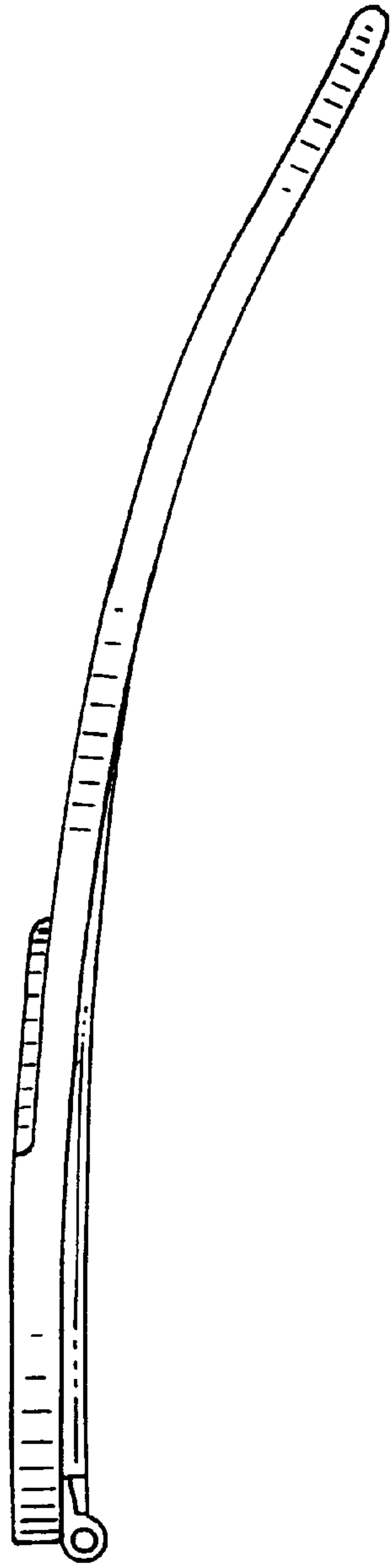


FIG. 6



FIG. 5