



US00D410933S

United States Patent [19]
Martelli

[11] **Patent Number: Des. 410,933**

[45] **Date of Patent: ** Jun. 15, 1999**

[54] **BIAS BINDER FOR SEWING MACHINES**

4,765,172 8/1988 Seese et al. 112/147

[76] Inventor: **John D. Martelli**, 321 S. 61st Ave.,
Pensacola, Fla. 32506

Primary Examiner—Sandra L. Morris
Attorney, Agent, or Firm—George A. Bode; Bode &
Associates

[**] Term: **14 Years**

[57] **CLAIM**

[21] Appl. No.: **29/069,275**

The ornamental design for a bias binder for sewing
machines, as shown and described.

[22] Filed: **Mar. 24, 1997**

DESCRIPTION

[51] **LOC (6) Cl.** **15-06**

[52] **U.S. Cl.** **D15/72**

[58] **Field of Search** D15/66, 69, 70,
D15/72, 78; 112/142, 147, 153


FIG. 1 is a top plan view of a bias binder for sewing
machines showing my new design;
FIG. 2 is a front elevational view thereof;
FIG. 3 is a bottom plan view thereof;
FIG. 4 is a rear elevational view thereof;
FIG. 5 is a left side elevational view thereof;
FIG. 6 is a right side elevational view thereof; and,
FIG. 7 is a top, front and right side perspective view thereof,
taken at approximately 45 degrees above the horizontal
plane.

[56] **References Cited**

U.S. PATENT DOCUMENTS

D. 332,614	1/1993	Lindsay	D15/78
1,836,742	12/1931	Auerbach	112/147
3,351,339	11/1967	Beard et al.	112/147
3,600,220	8/1971	Marforio	112/147
4,744,317	5/1988	Cullen et al.	112/147

1 Claim, 4 Drawing Sheets



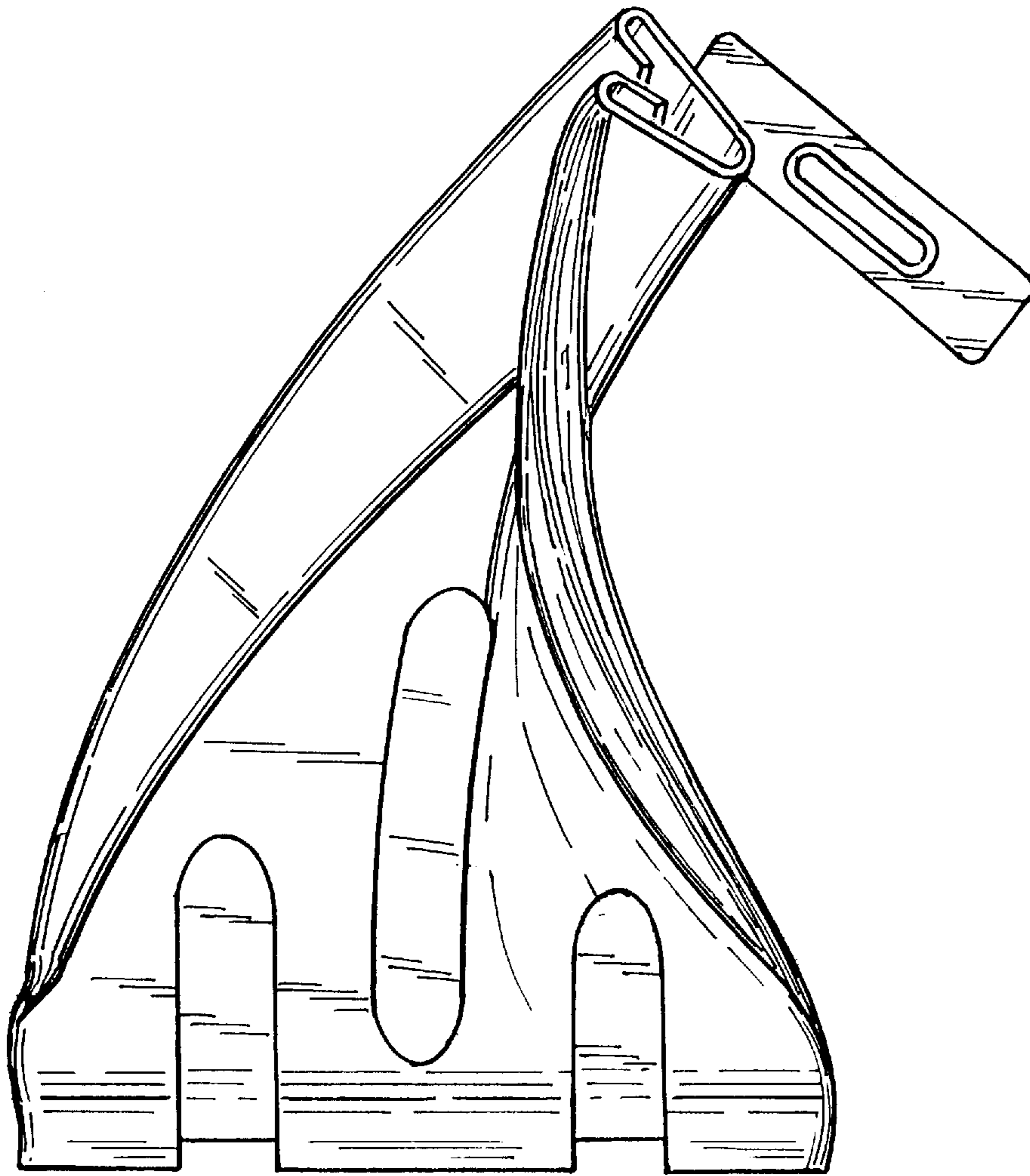


FIG. 1




FIG. 2




FIG. 3

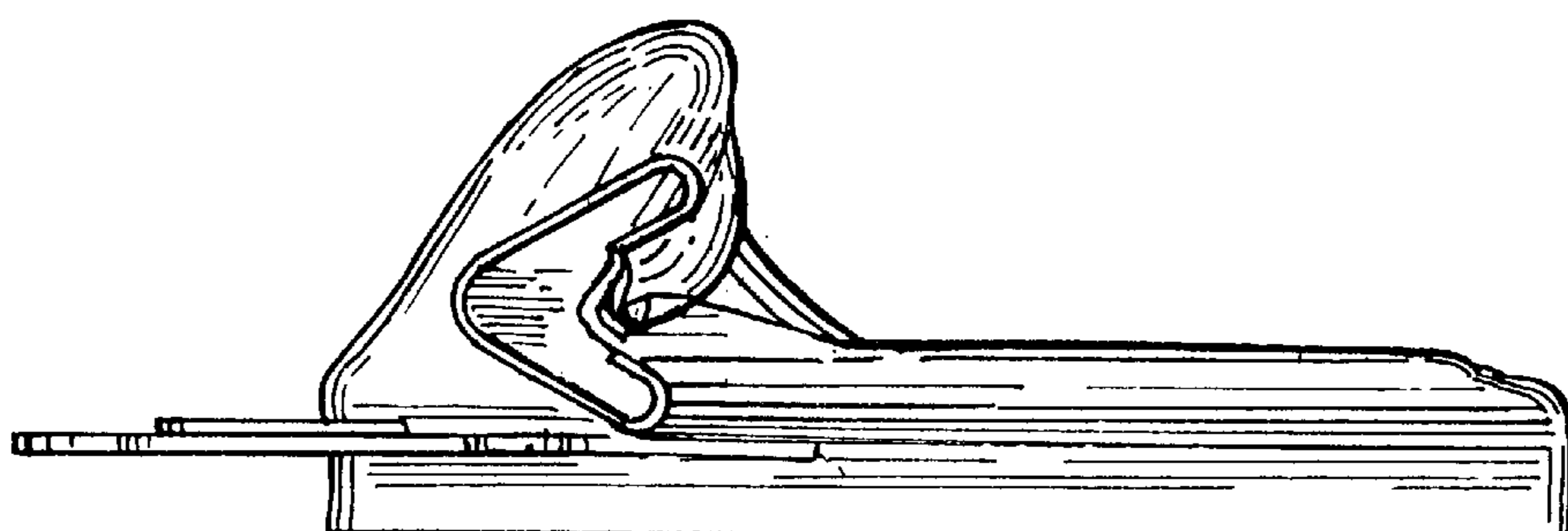


FIG. 4

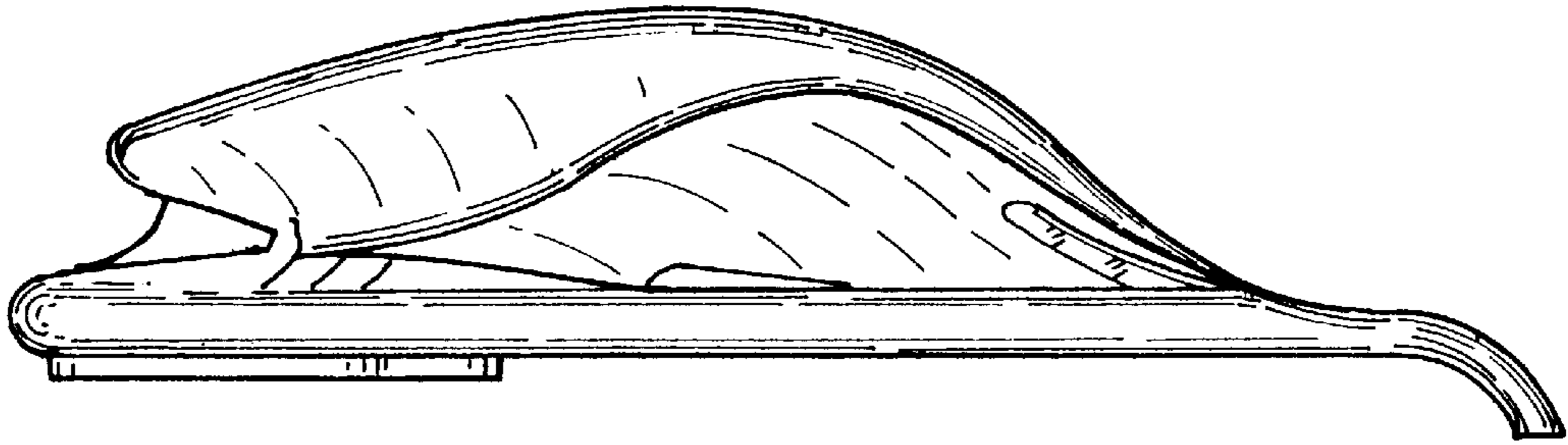


FIG. 5

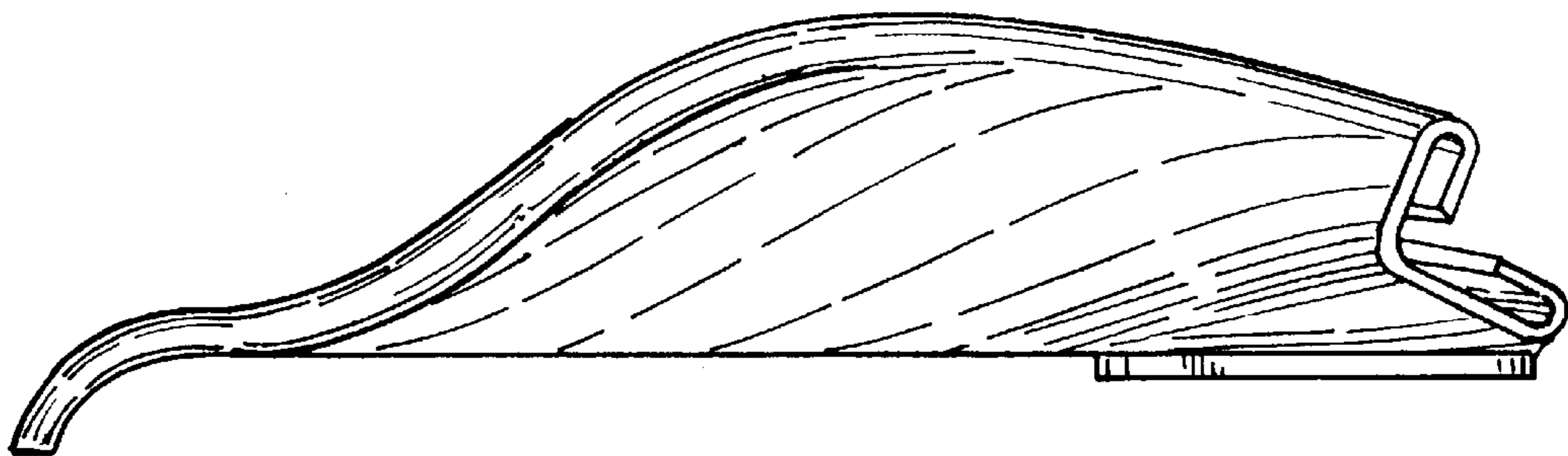


FIG. 6



FIG. 7