



US00D410928S

United States Patent [19] Sun

[11] **Patent Number: Des. 410,928**

[45] **Date of Patent: ** Jun. 15, 1999**

[54] **KEY PAD COVER PLATE**

D. 394,439 5/1998 Mischenko et al. D14/247
D. 395,431 6/1998 Harris et al. D14/247 X

[75] Inventor: **Yeo Chung Sun**, Chancery Esquire,
Singapore

Primary Examiner—Brian N. Vinson
Attorney, Agent, or Firm—Burns, Doane, Swecker &
Mathis, L.L.P.

[73] Assignee: **Telefonaktiebolaget LM Ericsson**,
Stockholm, Sweden

[**] Term: **14 Years**

[57] CLAIM

[21] Appl. No.: **29/072,800**

The ornamental design for key pad cover plate, as shown
and described.

[22] Filed: **Jun. 30, 1997**

DESCRIPTION

[30] Foreign Application Priority Data

Dec. 30, 1996 [SE] Sweden 96-2727

FIG. 1 is a front view of the key pad cover plate showing my
new design;

[51] **LOC (6) Cl.** **14-03**

FIG. 2 is a bottom view thereof;

[52] **U.S. Cl.** **D14/247**

FIG. 3 is a right side view thereof;

[58] **Field of Search** D13/177; D14/140,
D14/142, 147, 148, 240, 247, 248; 379/58-61,
419-420, 428, 440, 433, 454, 455

FIG. 4 is a left side view thereof;

FIG. 5 is a back view thereof; and,


FIG. 6 is a top view thereof.

[56] References Cited

U.S. PATENT DOCUMENTS

D. 386,494 11/1997 Harris et al. D14/247 X

1 Claim, 1 Drawing Sheet



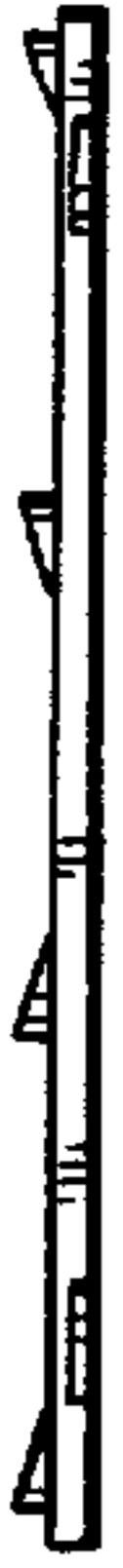


FIG. 2

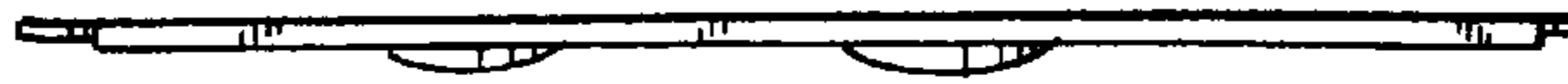


FIG. 3

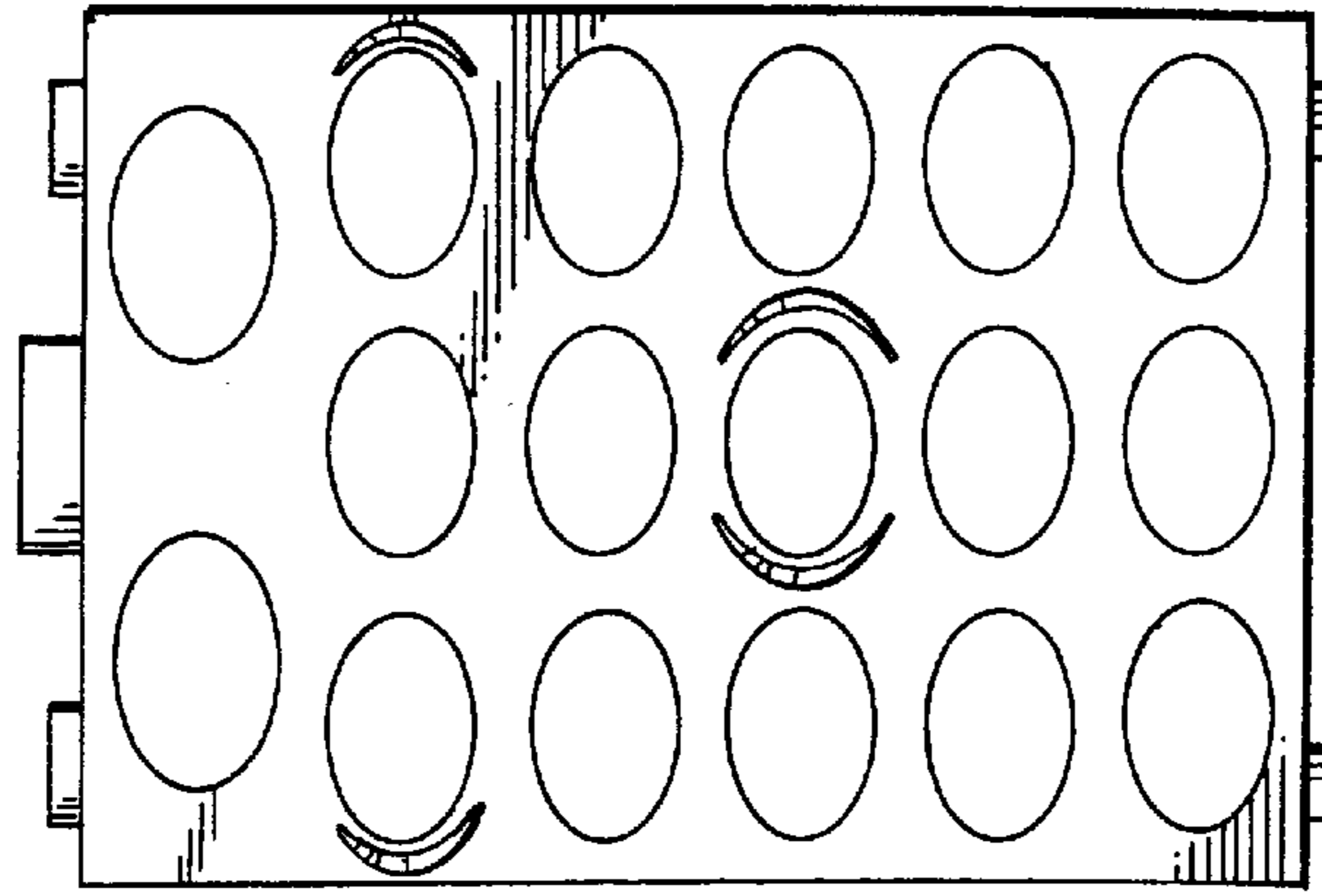


FIG. 1

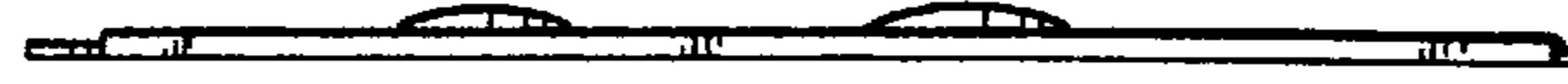


FIG. 4

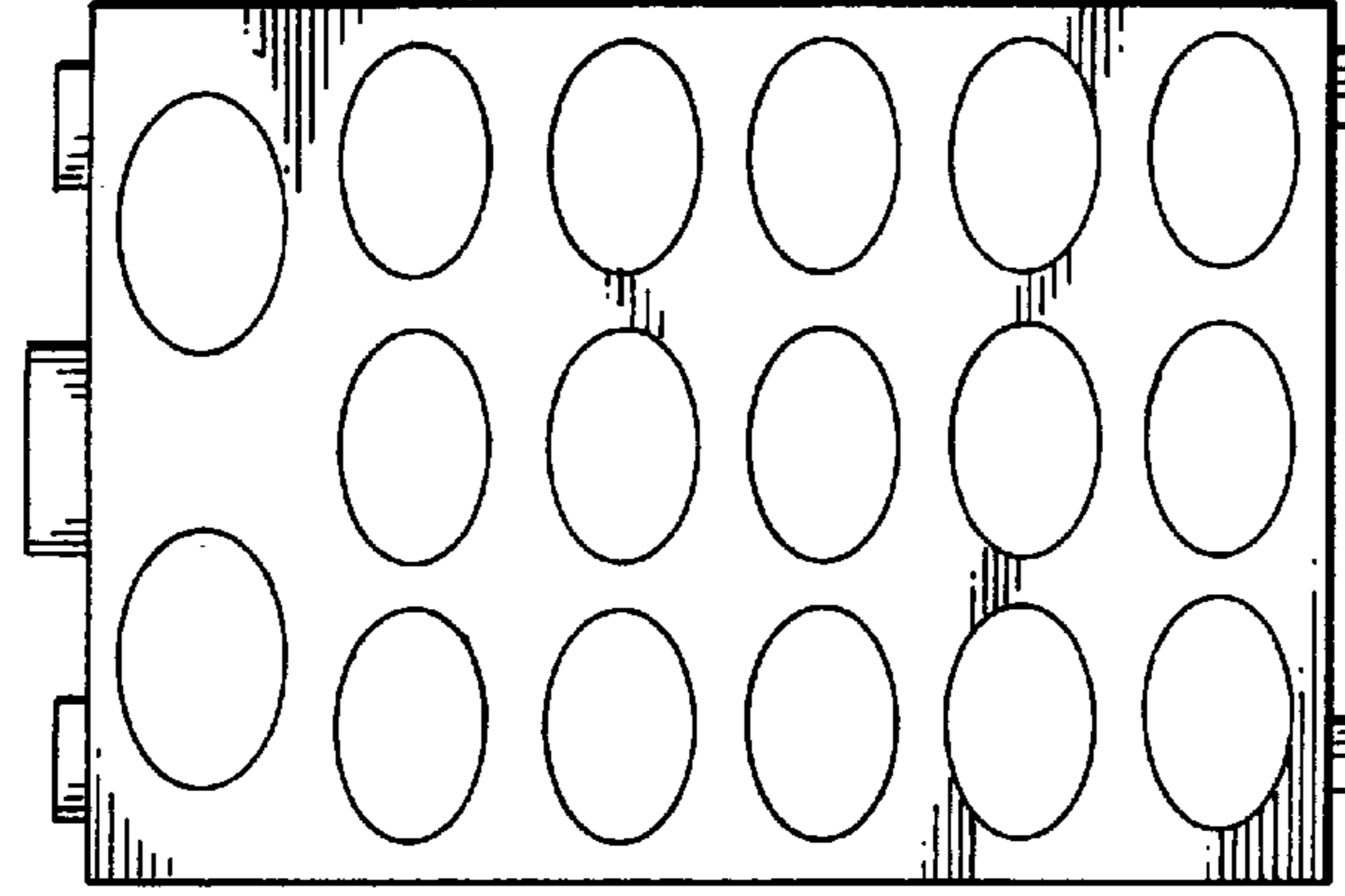


FIG. 5



FIG. 6