



US00D410926S

# United States Patent [19]

Halstead et al.

[11] Patent Number: **Des. 410,926**

[45] Date of Patent: **\*\* Jun. 15, 1999**

[54] **PAGER**

[75] Inventors: **Whitfield G. Halstead**, Los Altos;  
**Henry Madden**, Modesto, both of Calif.

[73] Assignee: **Wireless Access, Inc.**, Santa Clara, Calif.

[\*\*] Term: **14 Years**

[21] Appl. No.: **29/077,254**

[22] Filed: **Sep. 22, 1997**

### Related U.S. Application Data

[62] Division of application No. 29/045,104, Oct. 10, 1995, Pat. No. Des. 388,059.

[51] **LOC (6) Cl.** ..... **14-03**

[52] **U.S. Cl.** ..... **D14/191**

[58] **Field of Search** ..... D14/124, 188,  
D14/191-192, 299; 340/311.1; 455/38.1-38.4,  
90, 92, 100, 128, 344

### [56] References Cited

#### U.S. PATENT DOCUMENTS

D. 325,913 5/1992 Takahashi et al. .... D14/191

D. 346,167 4/1994 Hyvonen ..... D14/191  
D. 353,593 12/1994 Hayasaka et al. .... D14/191  
D. 369,808 5/1996 Hon et al. .... D14/191

*Primary Examiner*—Ted Shooman  
*Assistant Examiner*—Nanda Bondade  
*Attorney, Agent, or Firm*—Blakely, Sokoloff, Taylor & Zafman

### [57] CLAIM

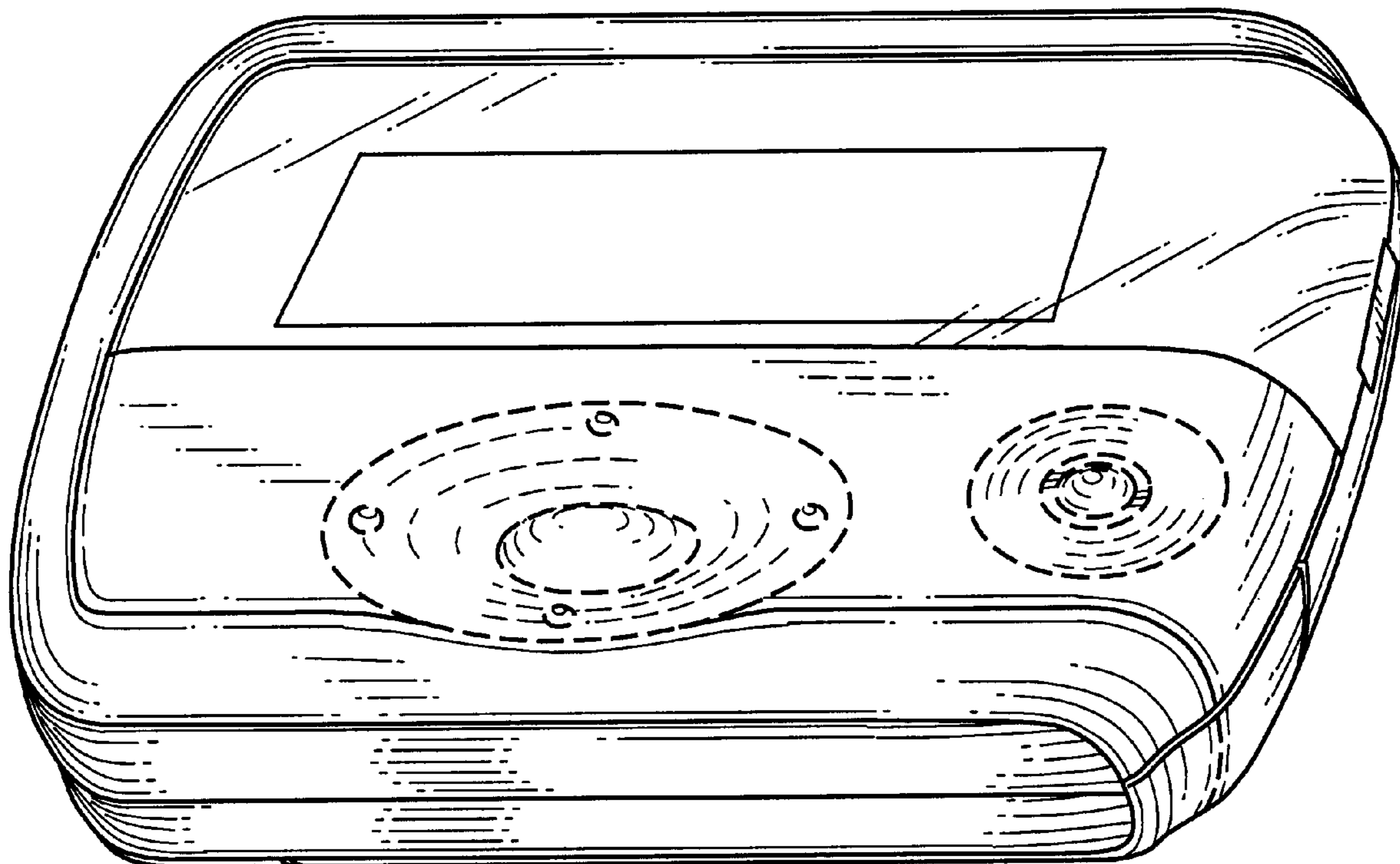
The ornamental design for a pager, as shown and described.

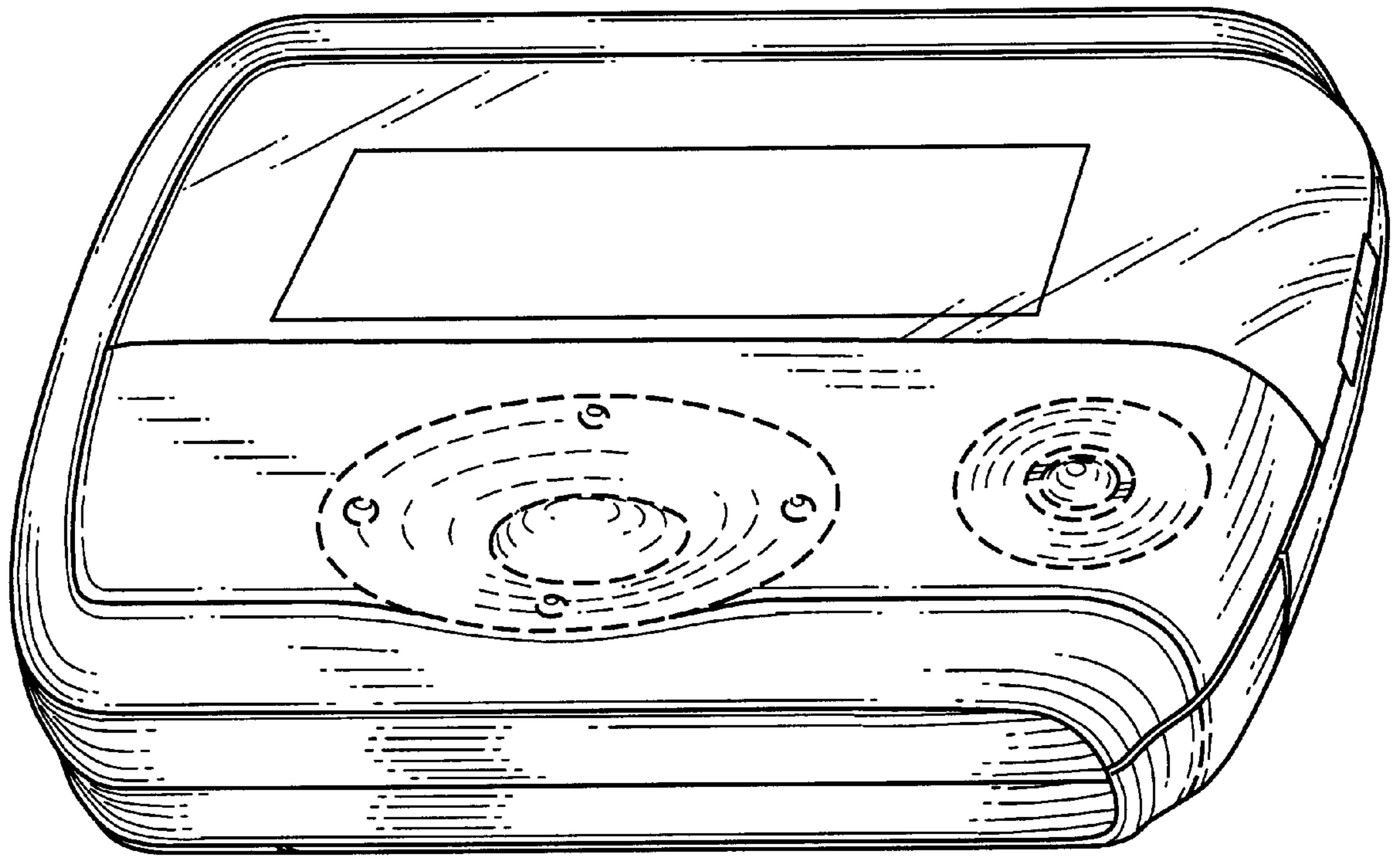
### DESCRIPTION

FIG. 1 is a perspective view of a pager showing our new design;  
FIG. 2 is a top view thereof;  
FIG. 3 is a front view thereof;  
FIG. 4 is a side view thereof;  
FIG. 5 is another side view thereof;  
FIG. 6 is a back view thereof; and,  
FIG. 7 is a bottom view thereof.


The broken line showing on FIGS. 1-6 is for illustrative purposes only and forms no part of the claimed design.

**1 Claim, 5 Drawing Sheets**






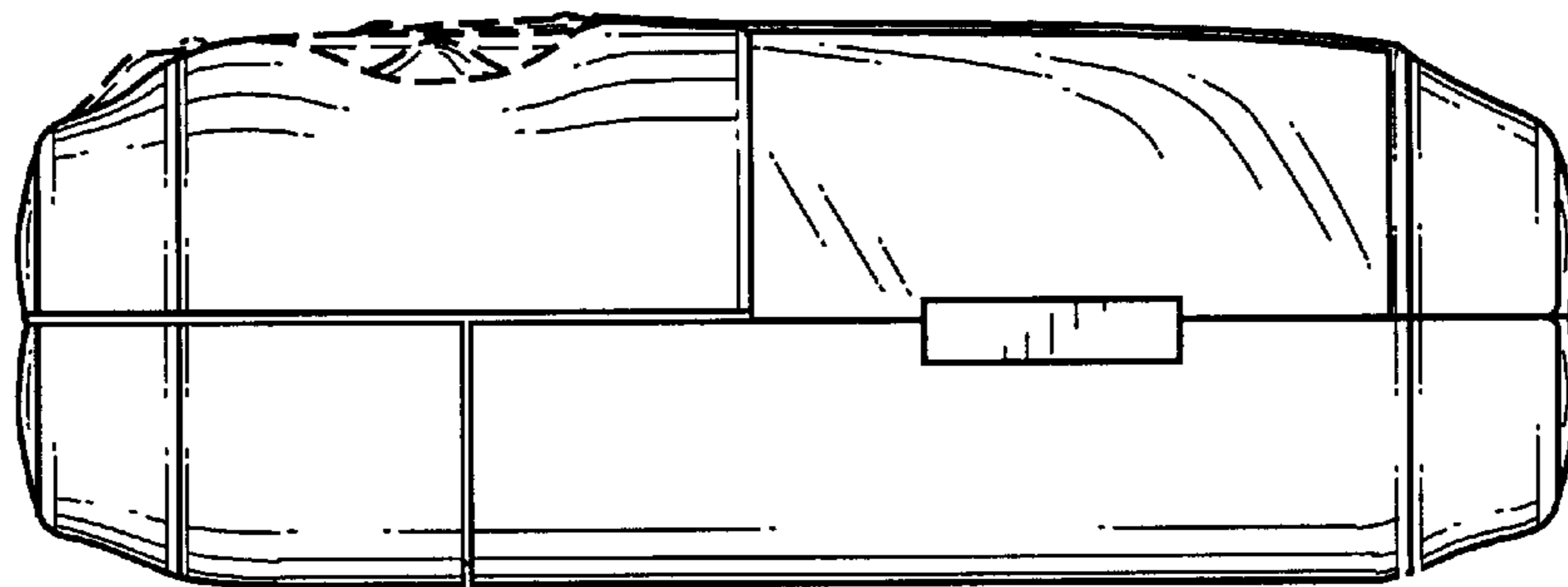
**FIG. 1**




**FIG. 2**



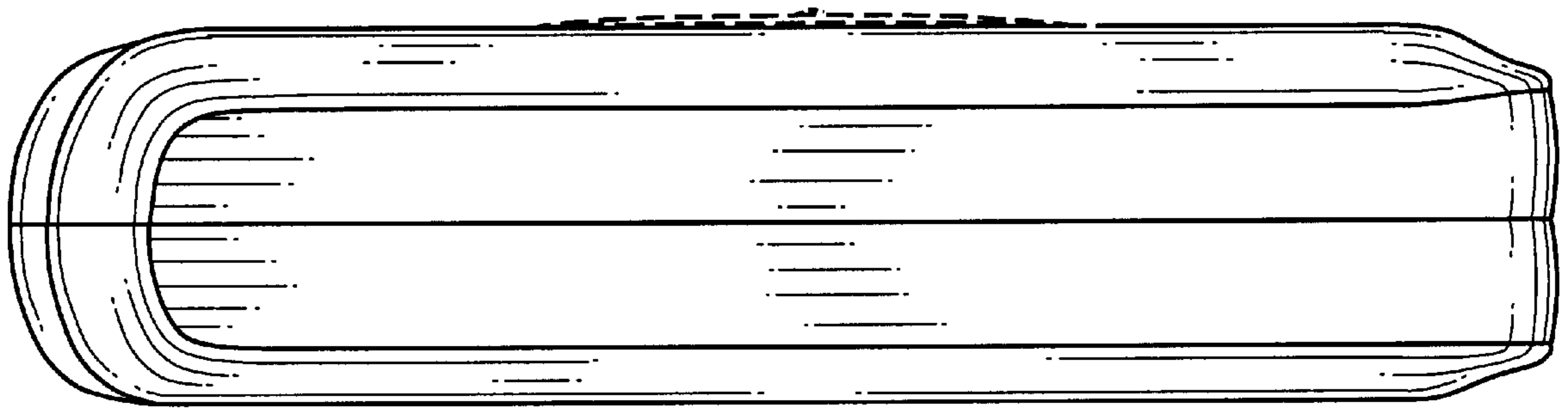
**FIG. 3**




**FIG. 4**



**FIG. 5**



**FIG. 6**



**FIG. 7**