



US00D410920S

United States Patent [19]

[11] **Patent Number: Des. 410,920**

Lee et al.

[45] **Date of Patent: ** Jun. 15, 1999**

[54] **PORTABLE TELEPHONE**
[75] Inventors: **Jae Kyung Lee; Nam Mi Kim**, both of Seoul, Rep. of Korea

5,335,273 8/1994 Takagi et al. 379/433
5,459,774 10/1995 Breeden 455/566
5,629,979 5/1997 Domoleczny 379/434 X
5,692,045 11/1997 Takagi et al. 379/433
5,732,135 3/1998 Weadon et al. 379/433
5,732,331 3/1998 Harms 455/90

[73] Assignee: **Samsung Electronics Co., Ltd.**, Suwon, Rep. of Korea

OTHER PUBLICATIONS

[**] Term: **14 Years**

Mobile Computing and Communication, Samsung telephone, Dec. 1997.

[21] Appl. No.: **29/095,686**

Primary Examiner—Jeffrey Asch
Attorney, Agent, or Firm—Flynn, Thiel, Boutell & Tanis, P.C.

[22] Filed: **Oct. 28, 1998**

[30] Foreign Application Priority Data

Sep. 14, 1998 [KR] Rep. of Korea 98-15588

[57] CLAIM

[51] **LOC (6) Cl.** **14-03**

The ornamental design for a portable telephone, as shown and described.

[52] **U.S. Cl.** **D14/138**

[58] **Field of Search** D14/137, 138, D14/147-148, 247-248, 250, 240, 140-142; 379/433, 434, 419, 420, 428, 440; 455/550-575, 90

DESCRIPTION

FIG. 1 is a top, left front perspective view of a portable telephone showing our new design;
FIG. 2 is a perspective view similar to FIG. 1, except that a part of the portable telephone has been shifted to a deployed position;
FIG. 3 is a front elevational view thereof;
FIG. 4 is a rear elevational view thereof;
FIG. 5 is a left-side elevational view thereof;
FIG. 6 is a right-side elevational view thereof;
FIG. 7 is a top plan view thereof; and,
FIG. 8 is a bottom plan view thereof.

[56] References Cited

U.S. PATENT DOCUMENTS

D. 357,249 4/1995 Williams D14/138
D. 357,250 4/1995 Ifuji et al. D14/138
D. 369,599 5/1996 Wang D14/138
D. 388,428 12/1997 Lindahl D14/138
D. 392,286 3/1998 Eckholm D14/138
D. 394,256 5/1998 Lohrding et al. D14/138
D. 400,874 11/1998 Lindeman et al. D14/138

1 Claim, 4 Drawing Sheets




FIG. 1




FIG. 2




FIG. 3




FIG. 4

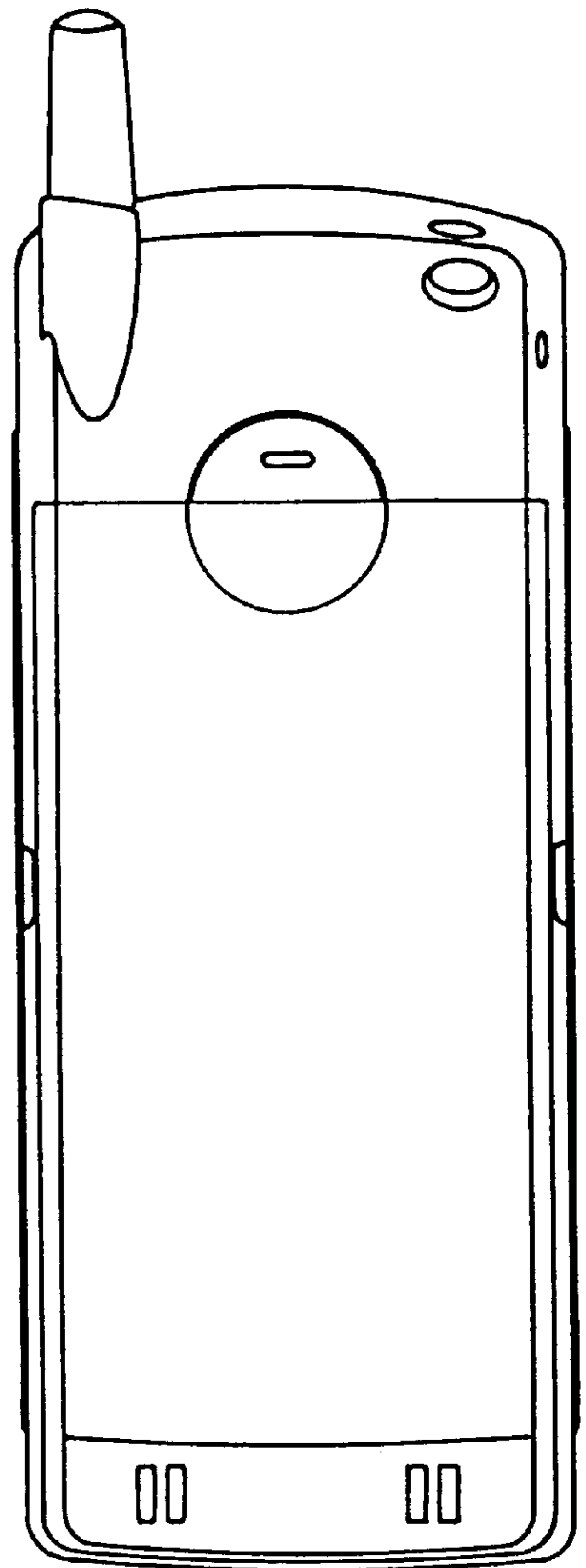


FIG. 5

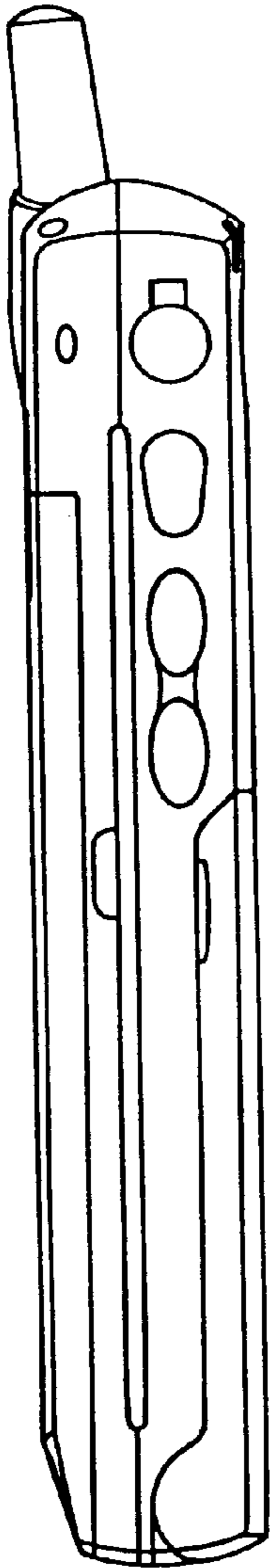


FIG. 6

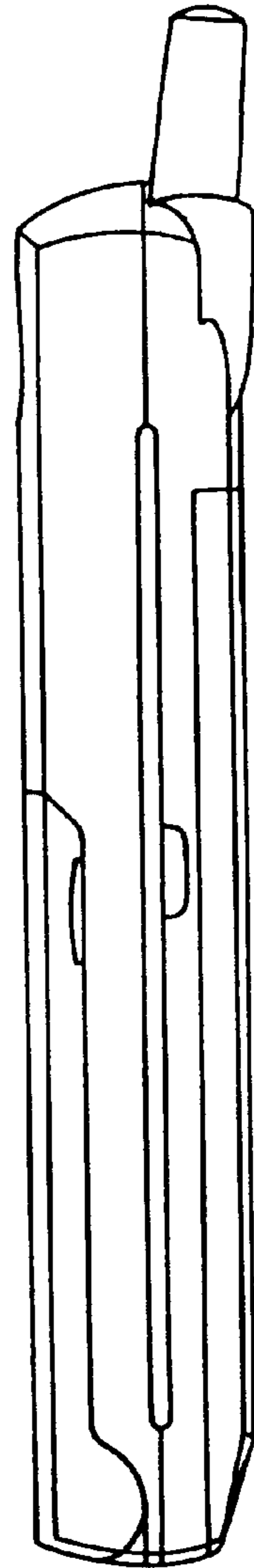


FIG. 7

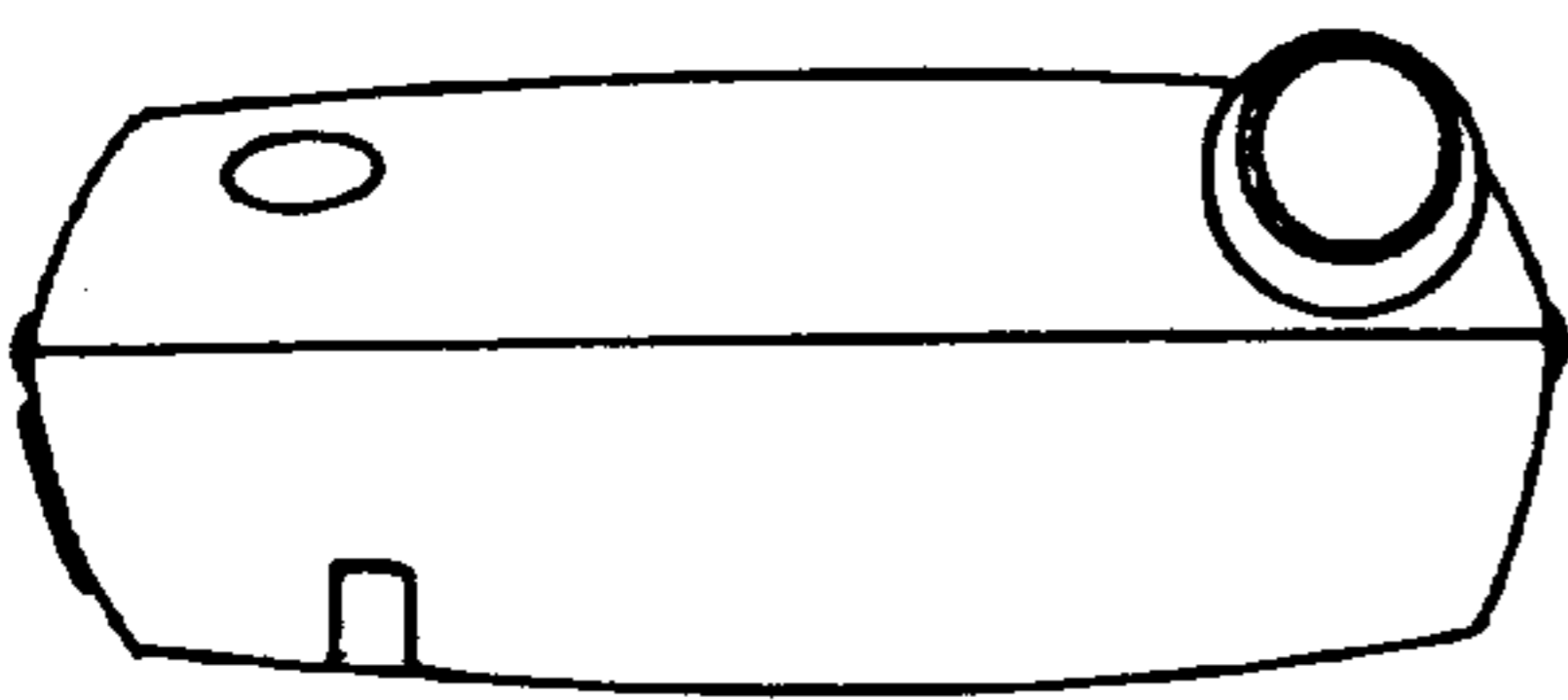


FIG. 8

