



US00D410890S

# United States Patent [19] Consaul

[11] **Patent Number: Des. 410,890**  
[45] **Date of Patent: \*\* Jun. 15, 1999**

[54] **BOAT WINDSHIELD**

FOREIGN PATENT DOCUMENTS

[75] Inventor: **Christopher C. Consaul**, Scotia, N.Y.

616643 1/1927 France .

[73] Assignee: **N.A. Taylor Co., Inc.**, Gloversville, N.Y.

OTHER PUBLICATIONS

[\*\*] Term: **14 Years**

N.A. Taylor Co., Inc. 1962 catalog pp. 62-1, 1, 3 and unnumbered page.

[21] Appl. No.: **29/082,682**

Nelson A. Taylor Co. Inc. 1987 brochure, Taylor Made® Clear Curve™ Tempered Safety Glass Windshi.

[22] Filed: **Jan. 28, 1998**

Nelson A. Taylor Co., Inc. 1994 brochure, Taylor Made® Cros-Curve™ Glass Shapes.

[51] **LOC (6) Cl. .... 12-06**

Nelson A. Taylor Co. Inc. 1996 brochure, Taylor Made® Clear Curve™ Tempered Safety Glass Windshi.

[52] **U.S. Cl. .... D12/317**

[58] **Field of Search** ..... D12/300, 318;  
114/361, 343; 296/84.1, 96.21, 180.1

*Primary Examiner*—Kay H. Chin

*Attorney, Agent, or Firm*—Nixon & Vanderhye P.C.

[56] **References Cited**

[57] **CLAIM**

The ornamental design for a “boat windshield”, as shown and described.

### U.S. PATENT DOCUMENTS

D. 317,894	7/1991	Goodson et al. .	
D. 318,452	7/1991	Lathers et al. ....	D12/314
D. 324,023	2/1992	Hart et al. ....	D12/314
D. 347,616	6/1994	Wenshadt et al. ....	D12/313
D. 348,040	6/1994	Shearer et al. .	
1,682,993	9/1928	Short .	
2,102,123	12/1937	Leveau .	
2,355,264	8/1944	Bloomfield .	
3,014,608	12/1961	Aylor .	
3,016,548	1/1962	Taylor .	
3,843,982	10/1974	Lane et al. .	
5,111,765	5/1992	Kobayashi .	
5,203,277	4/1993	Norman .	
5,269,250	12/1993	Daniels .	
5,309,860	5/1994	Shearer .	

### DESCRIPTION

FIG. 1 is a top perspective view of a boat windshield showing my new design;

FIG. 2 is a front view;

FIG. 3 is a rear view;

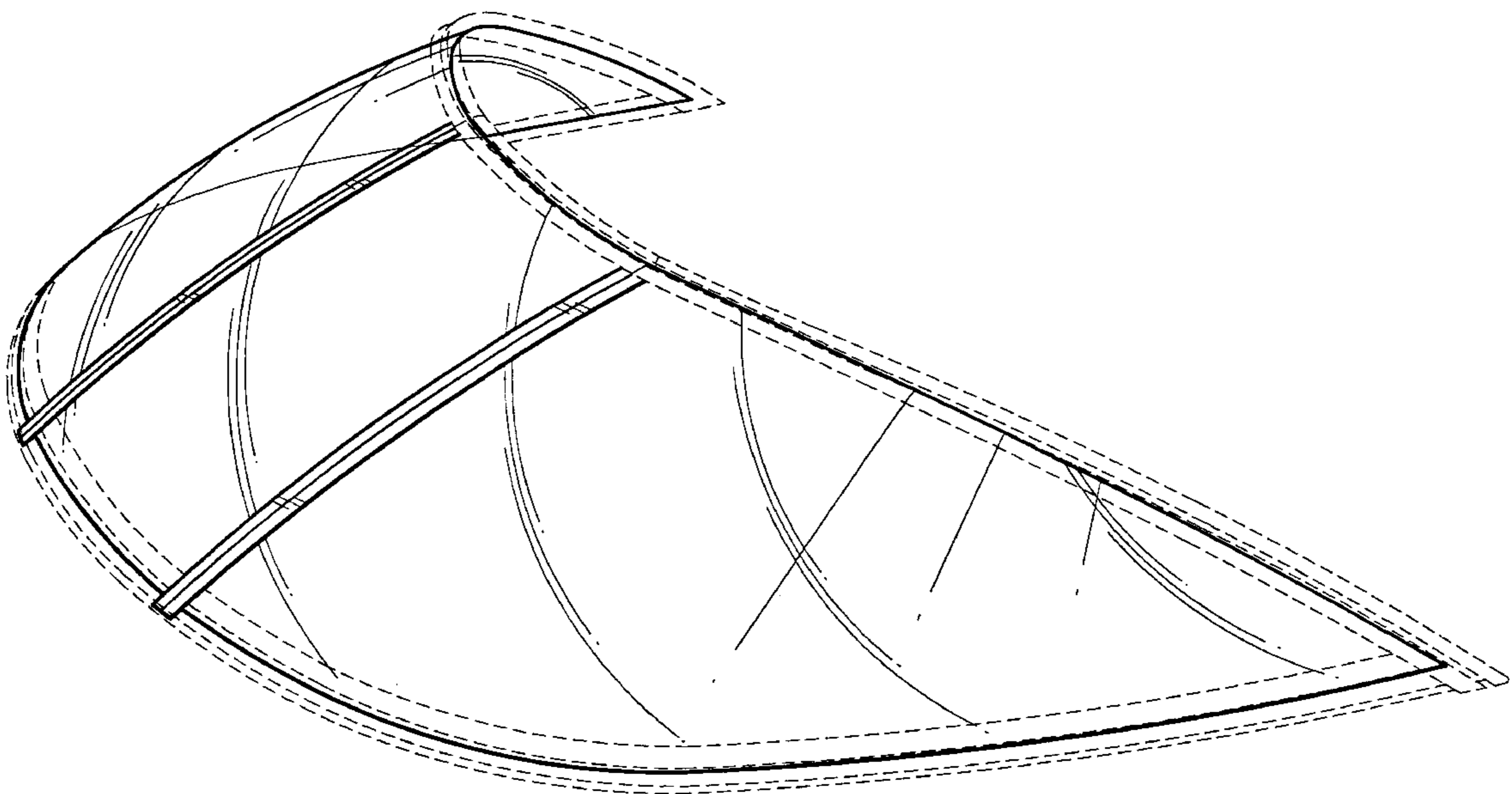
FIG. 4 is a side view, with the opposite side view being a mirror image;

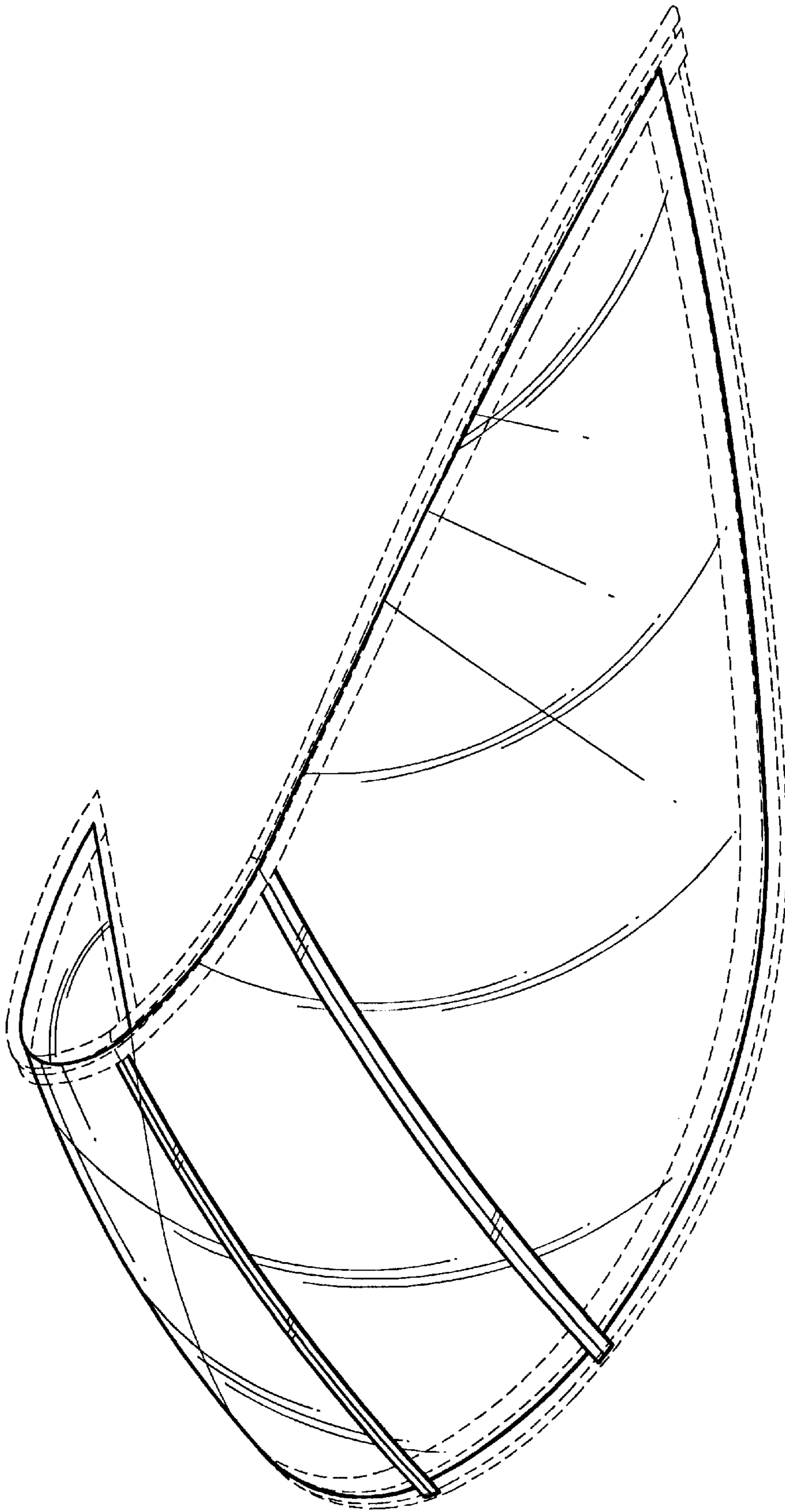
FIG. 5 is a top view; and,

FIG. 6 is a bottom view.

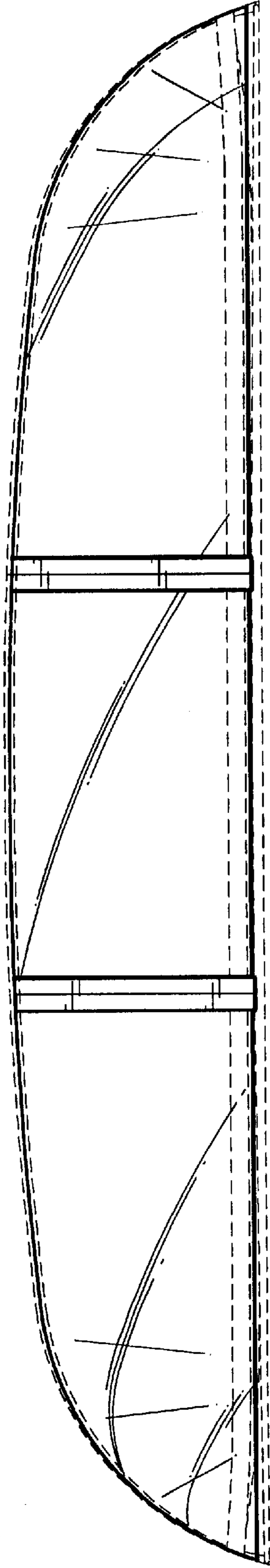
The broken lines shown in FIGS. 1 through 6 are for illustrative purposes and form no part of the claimed design.

**1 Claim, 5 Drawing Sheets**

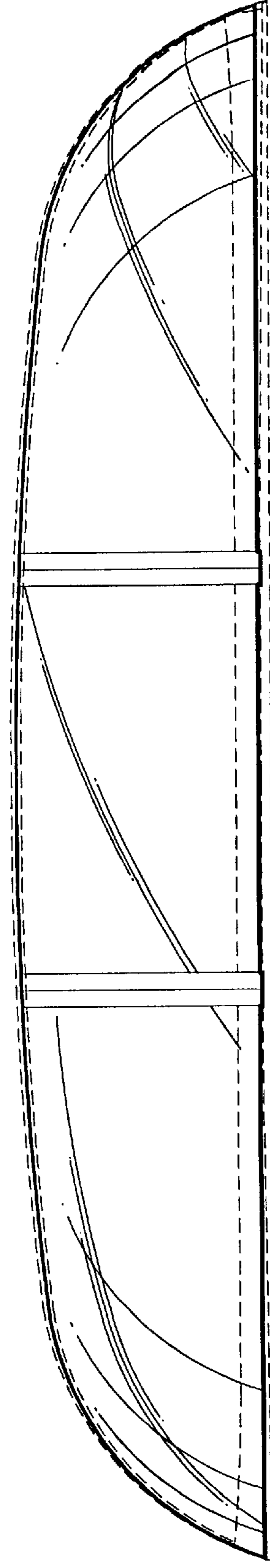




*Fig. 1*



*Fig. 2*



*Fig. 3*




Fig. 4



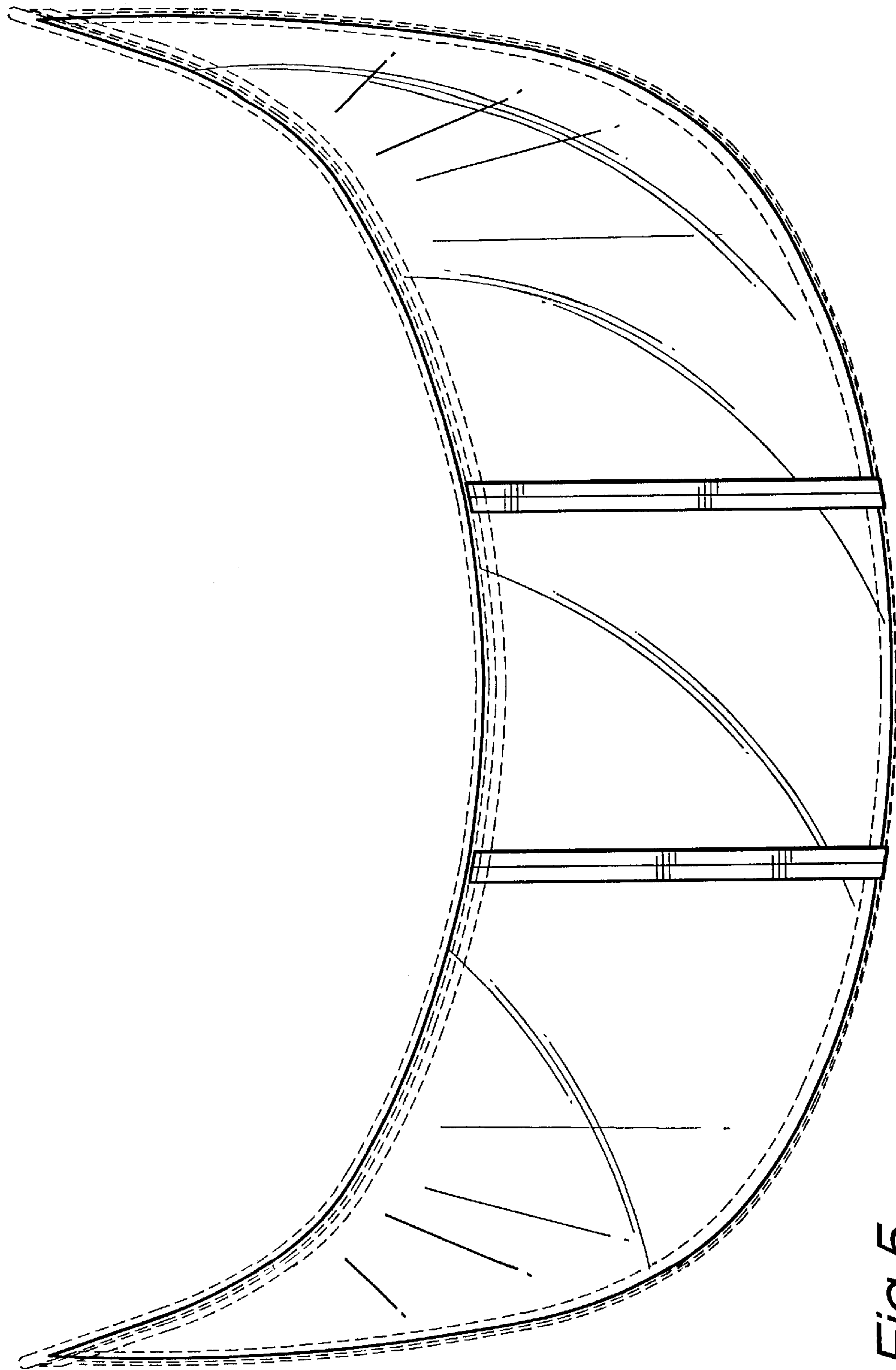


Fig. 5

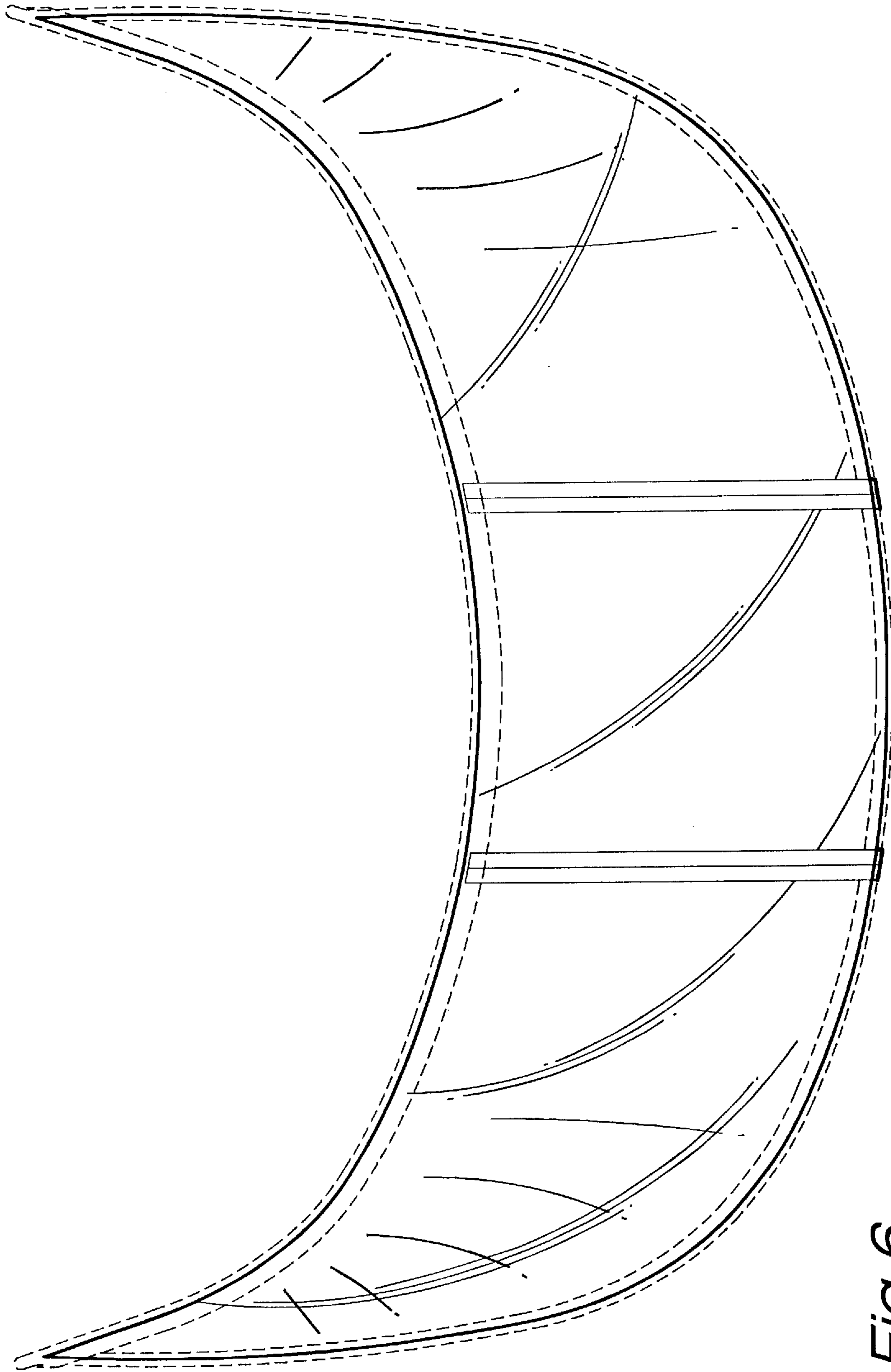


Fig. 6