



US00D410883S

United States Patent [19] Song

[11] **Patent Number: Des. 410,883**

[45] **Date of Patent: ** Jun. 15, 1999**

[54] **AUTOMOBILE REARVIEW MIRROR**

[57] **CLAIM**

[76] Inventor: **In Wha Song**, 2100W. Commonwealth Ave. #123, Fullerton, Calif. 92833-3019

The ornamental design for an automobile rearview mirror, as shown and described.

[**] Term: **14 Years**

DESCRIPTION

[21] Appl. No.: **29/080,514**

FIG. 1 is a front elevational view of an automobile rearview mirror showing my new design as a flat mirror;

[22] Filed: **Dec. 11, 1997**

FIG. 2 is a rear elevational view;

[51] **LOC (6) Cl.** **12-16**

FIG. 3 is a top plan view;

[52] **U.S. Cl.** **D12/187**

FIG. 4 is a bottom plan view;

[58] **Field of Search** D12/187, 188;
359/838, 844, 848, 850, 855, 856, 864,
806, 871-876; 248/475.1, 476, 479, 481;
D26/34; D6/308

FIG. 5 is a top plan view of an automobile mirror showing a second embodiment of my new design as being slightly convex, it being understood that the front and rear elevational views are essentially like those shown in FIGS. 1 and 2 with the exception of the convexity;

[56] **References Cited**

FIG. 6 is a bottom plan view of FIG. 5;

U.S. PATENT DOCUMENTS

FIG. 7 is a left side elevational view of FIG. 1;

D. 334,166 3/1993 Rolph D12/187

FIG. 8 is a right side elevational view of FIG. 1;

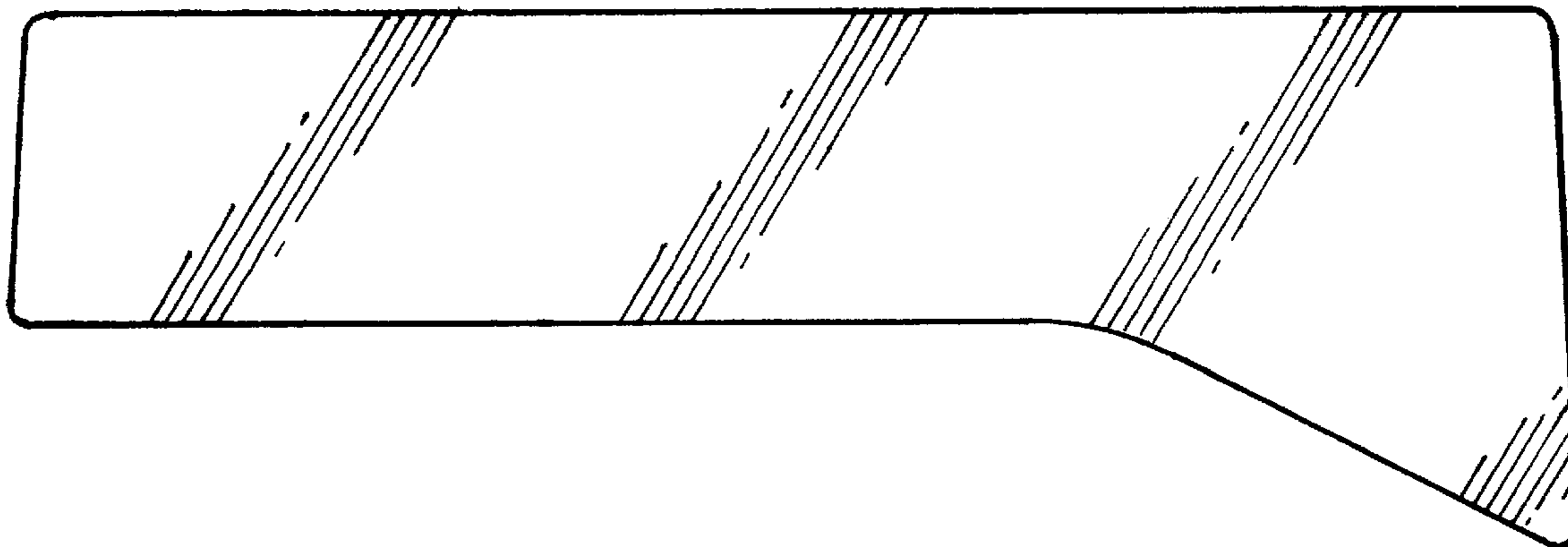
D. 375,070 10/1996 Yeabower D12/187

FIG. 9 is a left side elevational view of FIG. 5; and,

FIG. 10 is a right side elevational view of FIG. 5.

Primary Examiner—Ralf Seifert

1 Claim, 2 Drawing Sheets



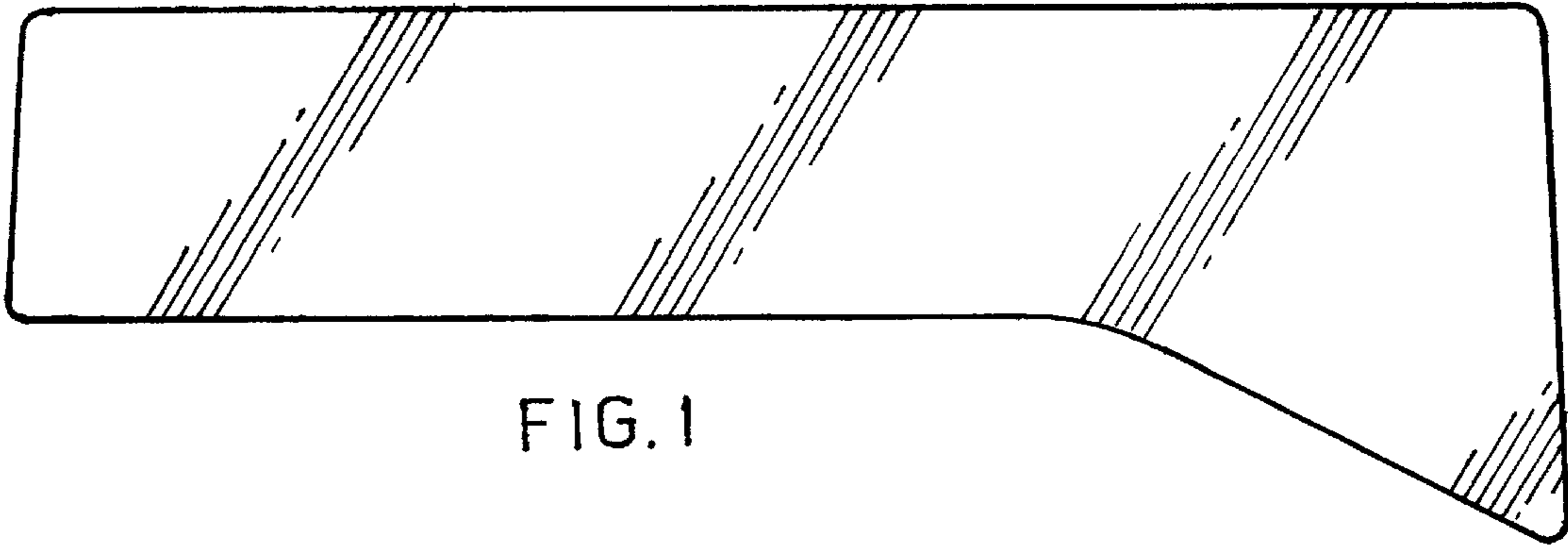


FIG. 1

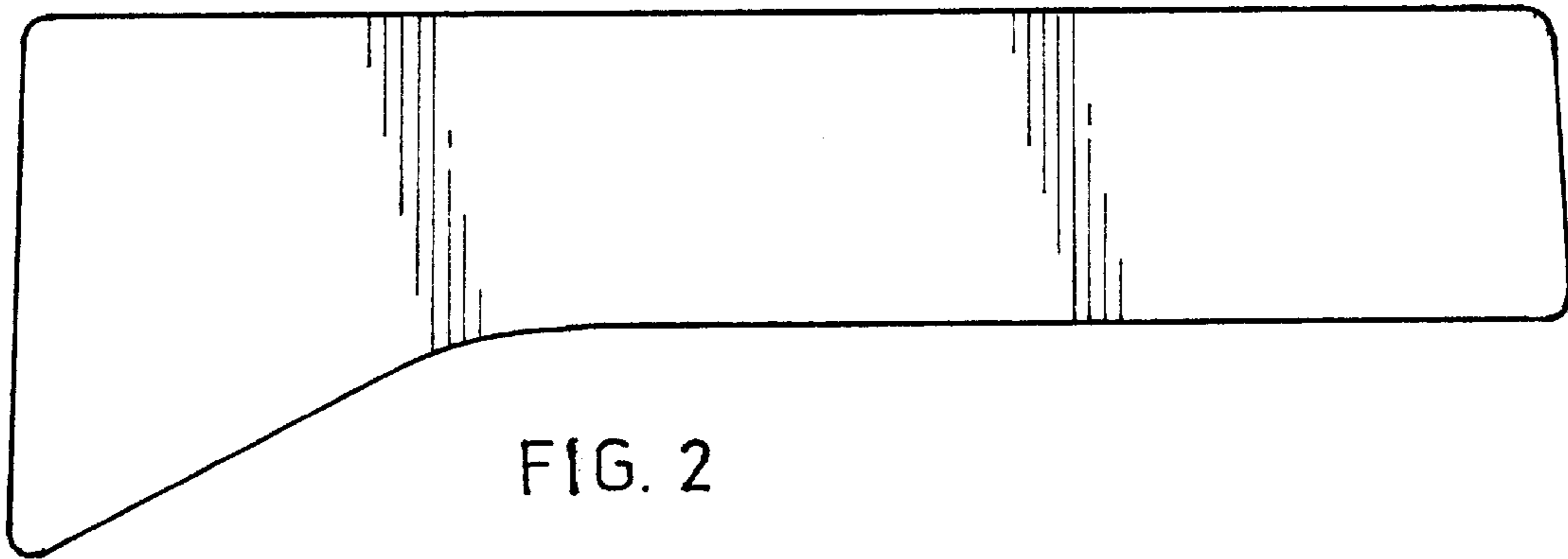


FIG. 2

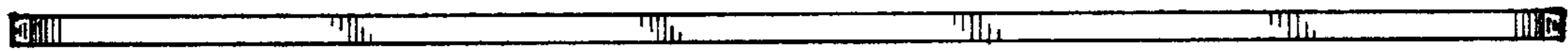


FIG. 3




FIG. 4




FIG. 5

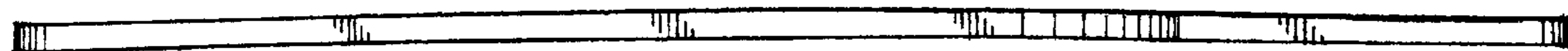


FIG. 6



FIG. 7



FIG. 8



FIG. 9



FIG. 10