



US00D410876S

United States Patent [19] Bangle

[11] **Patent Number: Des. 410,876**

[45] **Date of Patent: ** Jun. 15, 1999**

[54] **EXTERIOR SURFACE CONFIGURATION OF A VENTILATION INSERT FOR THE FRONT BUMPER OF AN AUTOMOBILE**

[75] Inventor: **Christopher Edward Bangle**, Gilching, Germany

[73] Assignee: **Bayerische Motoren Werke Aktiengesellschaft**, Munich, Germany

[**] Term: **14 Years**

[21] Appl. No.: **29/082,193**

[22] Filed: **Jan. 16, 1998**

[30] **Foreign Application Priority Data**

Jul. 16, 1997 [DE] Germany M 97 06 695

[51] **LOC (6) Cl.** **12-16**

[52] **U.S. Cl.** **D12/169**

[58] **Field of Search** D12/169, 163, D12/167, 90-92; 180/686; 293/113, 120, 102

[56] **References Cited**

U.S. PATENT DOCUMENTS

- D. 307,125 4/1990 Guelfi et al. D12/169
- D. 312,433 11/1990 Yamamoto D12/169
- D. 312,438 11/1990 Licata D12/169
- D. 326,835 6/1992 Yamamoto D12/169

D. 372,695 8/1996 Nagashino D12/169

Primary Examiner—Melody N. Brown
Attorney, Agent, or Firm—Evenson, McKeown, Edwards & Lenahan, PLLC

[57] **CLAIM**

The ornamental design for an exterior surface configuration of a ventilation insert for the front bumper of an automobile, as shown and described.

DESCRIPTION

FIG. 1 is a front view of an exterior surface configuration of a ventilation insert for the front bumper of an automobile according to my novel design;

FIG. 2 is a left side view of an exterior surface configuration of a ventilation insert for the front bumper of an automobile according to my novel design;

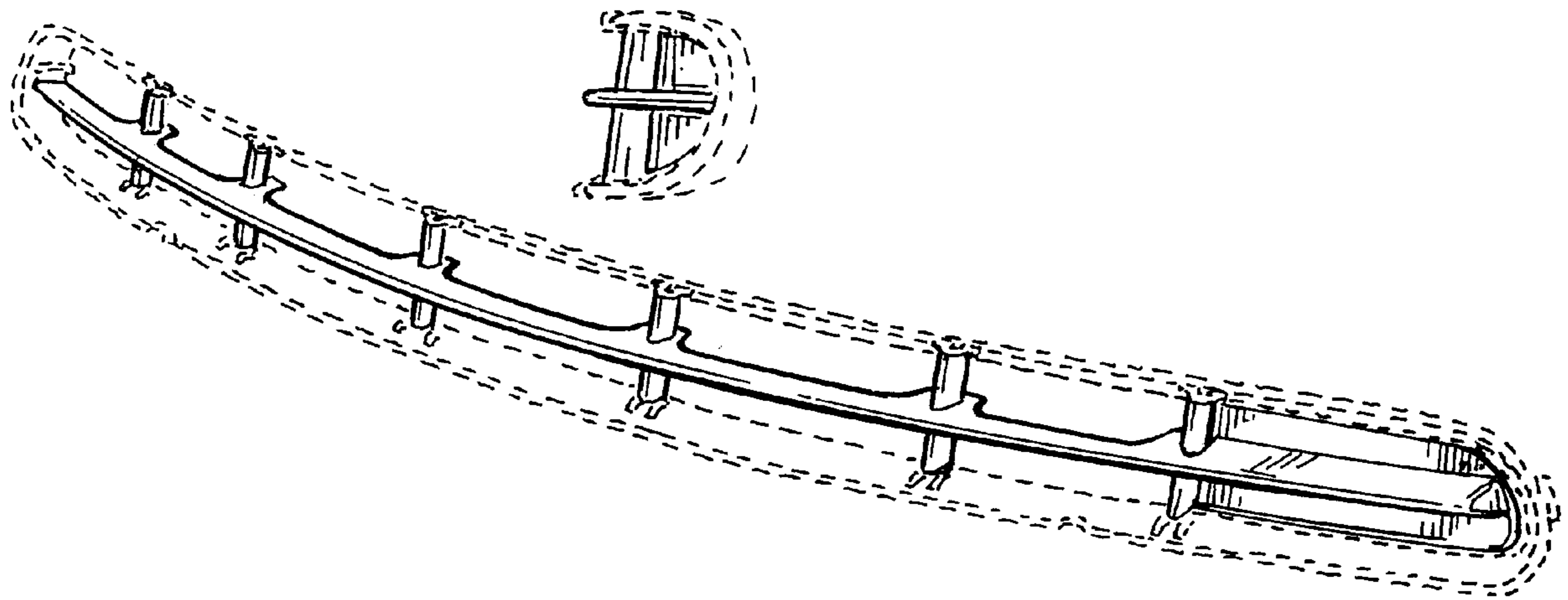
FIG. 3 is a top view of an exterior surface configuration of a ventilation insert for the front bumper of an automobile according to my novel design;

FIG. 4 is a bottom view of an exterior surface configuration of a ventilation insert for the front bumper of an automobile according to my novel design; and,

FIG. 5 is a perspective view from the front left of an exterior surface configuration of a ventilation insert for the front bumper of an automobile according to my novel design.

The broken lines shown in all drawing views are for illustrative purposes only and form no part of the claimed design.

1 Claim, 2 Drawing Sheets



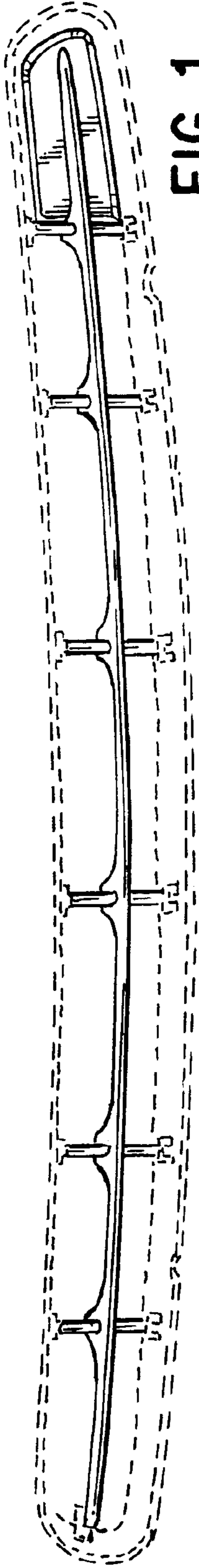


FIG. 1




FIG. 3




FIG. 2

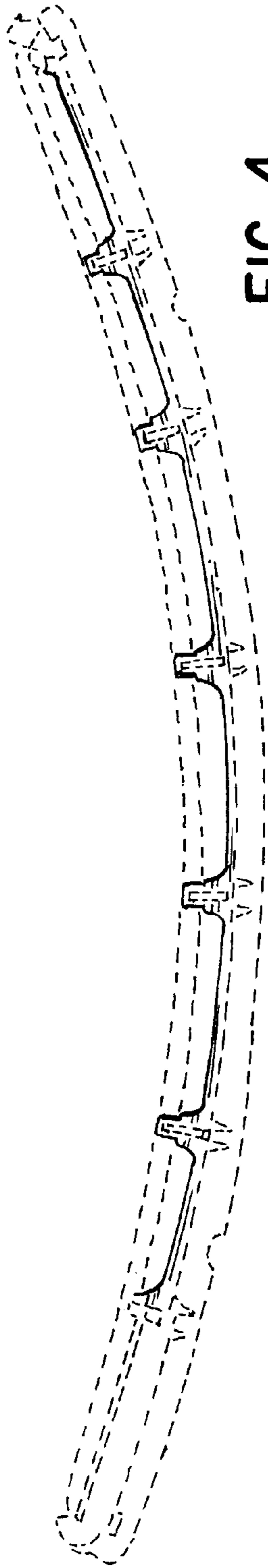


FIG. 4

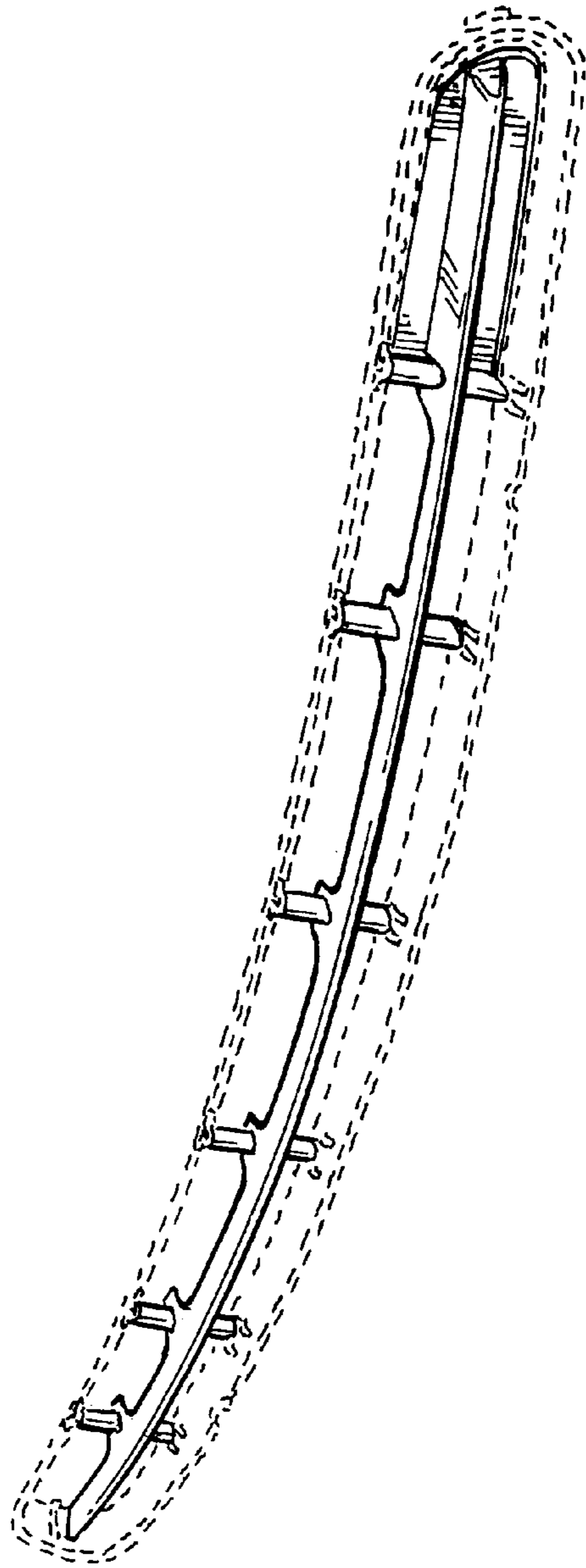


FIG. 5