



US00D410862S

United States Patent [19]

Mihov

[11] **Patent Number: Des. 410,862**

[45] **Date of Patent: ** Jun. 15, 1999**

[54] **HIGHWAY REFLECTOR**

D. 399,776 10/1998 Hernandez et al. D10/109

[76] Inventor: **Bodi Mihov**, 72 Jeffrey Cir., Dayton, N.J. 08810

Primary Examiner—Marcus A. Jackson
Attorney, Agent, or Firm—Henderson & Sturm

[**] Term: **14 Years**

[57] **CLAIM**

[21] Appl. No.: **29/093,420**

The ornamental design for a highway reflector, as shown and described.

[22] Filed: **Sep. 10, 1998**

DESCRIPTION

[51] **LOC (6) Cl.** **10-05**

[52] **U.S. Cl.** **D10/109**

[58] **Field of Search** D10/109, 111,
D10/113, 115; 116/63 R, 63 C, 63 P; 40/606,
607, 611, 612; 404/5-16


FIG. 1 is a perspective view of the highway reflector showing my new design;
FIG. 2 is front plan view thereof;
FIG. 3 is a right side plan view thereof;
FIG. 4 is a left side plan view thereof;
FIG. 5 is a rear plan view thereof;
FIG. 6 is a top plan view thereof; and,
FIG. 7 is a bottom plan view thereof.

[56] **References Cited**

U.S. PATENT DOCUMENTS

- D. 390,490 2/1998 Ruderick D10/109
- D. 395,409 6/1998 Girona et al. D10/109

1 Claim, 2 Drawing Sheets






Fig. 1




Fig. 2




Fig. 3




Fig. 4




Fig. 5

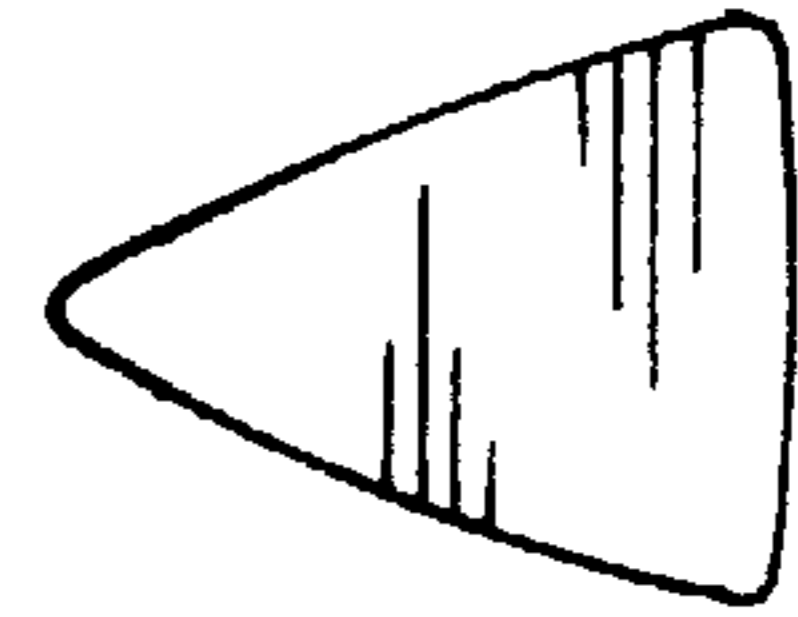


Fig. 6

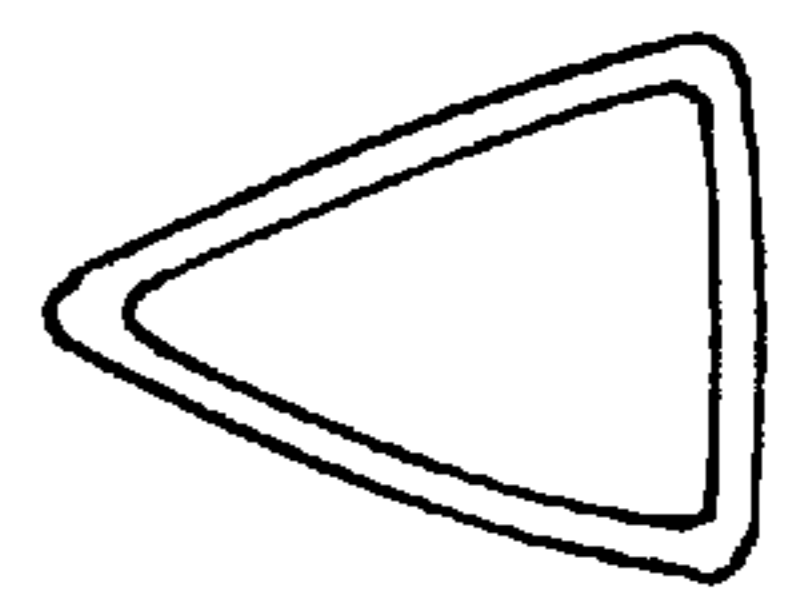


Fig. 7