



US00D410853S

United States Patent [19] Bulgari

[11] **Patent Number: Des. 410,853**

[45] **Date of Patent: ** Jun. 15, 1999**

[54] **WRISTWATCH**

[75] Inventor: **Giovanni Bulgari**, London, United Kingdom

[73] Assignee: **Gianni Bulgari S.r.l.**, Rome, United Kingdom

[**] Term: **14 Years**

[21] Appl. No.: **29/094,403**

[22] Filed: **Oct. 1, 1998**

[30] Foreign Application Priority Data

Apr. 21, 1998 [WO] WIPO DMA/004 075

[51] **LOC (6) Cl.** **10-02**

[52] **U.S. Cl.** **D10/32; D10/39**

[58] **Field of Search** D10/1-40, 122-132;
D11/3-25; 63/1.1, 3, 5, 11; 368/276-277,
280-282, 285

[56] References Cited

U.S. PATENT DOCUMENTS

D. 349,654 8/1994 Giardiello D10/39

- D. 353,545 12/1994 Reich D10/32
- D. 354,918 1/1995 Wunderman D10/32
- D. 362,191 9/1995 Bulgari D10/32
- D. 377,906 2/1997 Burgener D10/32
- D. 378,062 2/1997 Bulgari D10/32
- D. 386,697 11/1997 Wunderman D10/32

Primary Examiner—Nelson C. Holtie
Attorney, Agent, or Firm—Sughrue, Mion, Zinn, Macpeak & Seas, PLLC

[57] CLAIM

The ornamental design for a wristwatch, as shown.

DESCRIPTION

FIG. 1 is a perspective view of a wristwatch showing my new design;
FIG. 2 is a top plan view thereof;
FIG. 3 is a bottom plan view thereof;
FIG. 4 is a side elevational view of one side thereof;
FIG. 5 is a side elevational view of an opposite side thereof;
FIG. 6 is an end elevational view of one end thereof; and,
FIG. 7 is an end elevational view of an opposite end thereof.

1 Claim, 2 Drawing Sheets




FIG. 1




FIG. 2



FIG. 3




FIG. 4




FIG. 5




FIG. 6




FIG. 7

