



US00D410846S

# United States Patent [19]

Leong et al.

[11] Patent Number: **Des. 410,846**

[45] Date of Patent: **\*\* Jun. 8, 1999**

[54] **HOLDER FOR DISPENSING FLOWABLE MATERIALS FROM A POUCH**

[76] Inventors: **Randy Leong**, 705 Oceanhill Dr.; **Sean Thomas**, 816 Alabama St., both of Huntington Beach, Calif. 92648

[\*\*] Term: **14 Years**

[21] Appl. No.: **29/072,342**

[22] Filed: **Jun. 13, 1997**

[51] **LOC (6) Cl.** ..... **09-07**

[52] **U.S. Cl.** ..... **D9/455**

[58] **Field of Search** ..... D9/434, 447, 455, D9/499; D6/542, 545, 553; D7/397, 398, 401.1; D24/127, 128; 222/105, 180, 181.1, 181.3, 207; 248/95, 99, 311.3, 312.1, 312

[56] **References Cited**

**U.S. PATENT DOCUMENTS**

D. 277,737 2/1985 Tanouye ..... D9/456  
D. 315,493 3/1991 Cleland ..... D7/397 X

D. 321,758 11/1991 Colella ..... D24/127  
D. 376,949 12/1996 Barriault et al. .... D7/397 X  
2,944,706 7/1960 Moore ..... 222/105  
5,649,643 7/1997 Ridgeway ..... 222/105  
5,730,327 3/1998 Stern ..... 222/105 X

*Primary Examiner*—Doris V. Coles  
*Assistant Examiner*—Cathron B. Matta  
*Attorney, Agent, or Firm*—Dennis W. Beech

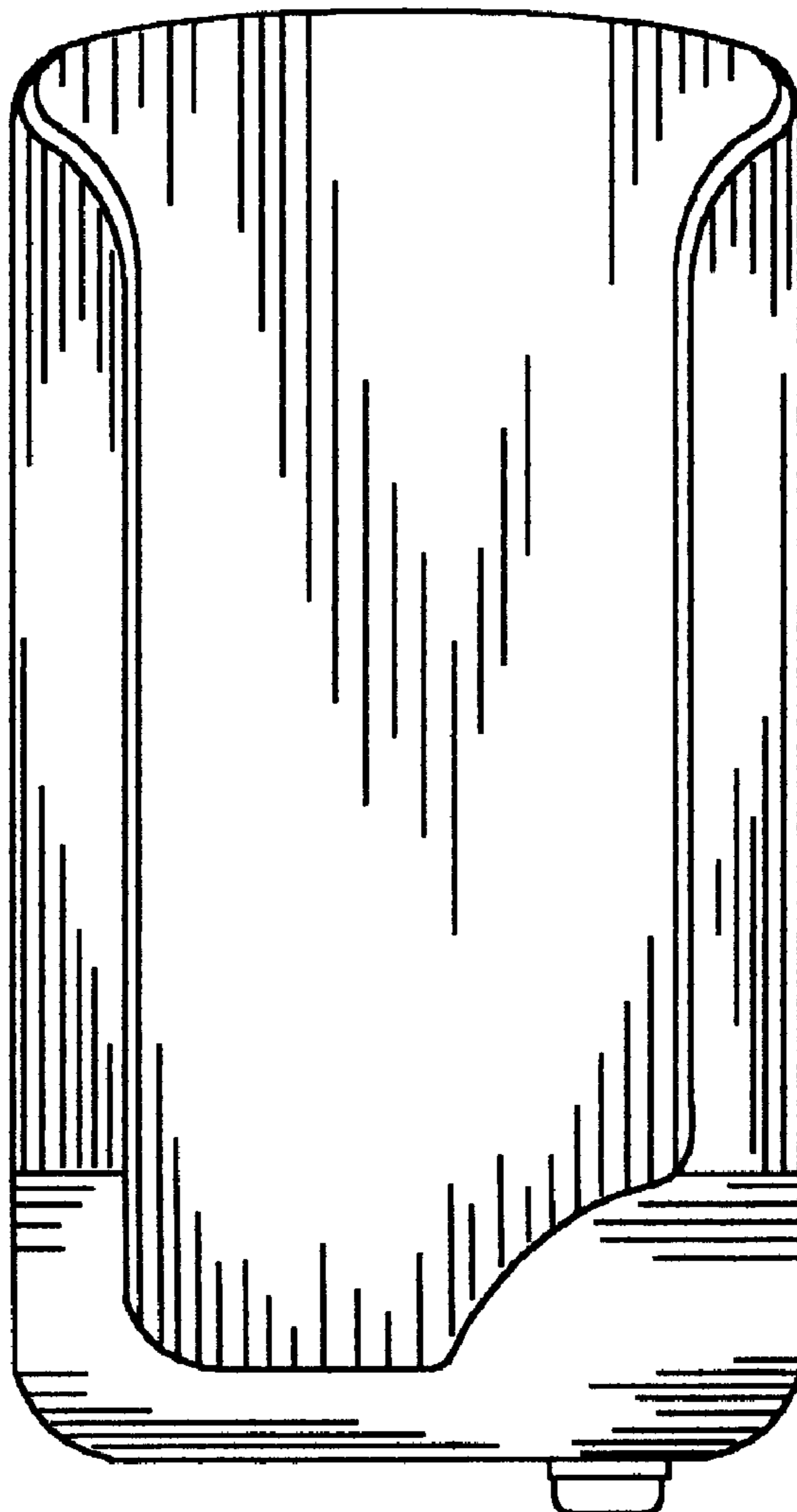
[57] **CLAIM**

The ornamental design for a holder for dispensing flowable materials from a pouch, as shown and described.

**DESCRIPTION**


FIG. 1 is a front elevation view of the holder for dispensing flowable materials from a pouch showing our new design; FIG. 2 is a back elevation view of the invention thereof; FIG. 3 is a side elevation view thereof; FIG. 4 is a side elevation view thereof; FIG. 5 is a bottom view thereof; and, FIG. 6 is a top view thereof.

**1 Claim, 1 Drawing Sheet**






*FIG. 3*



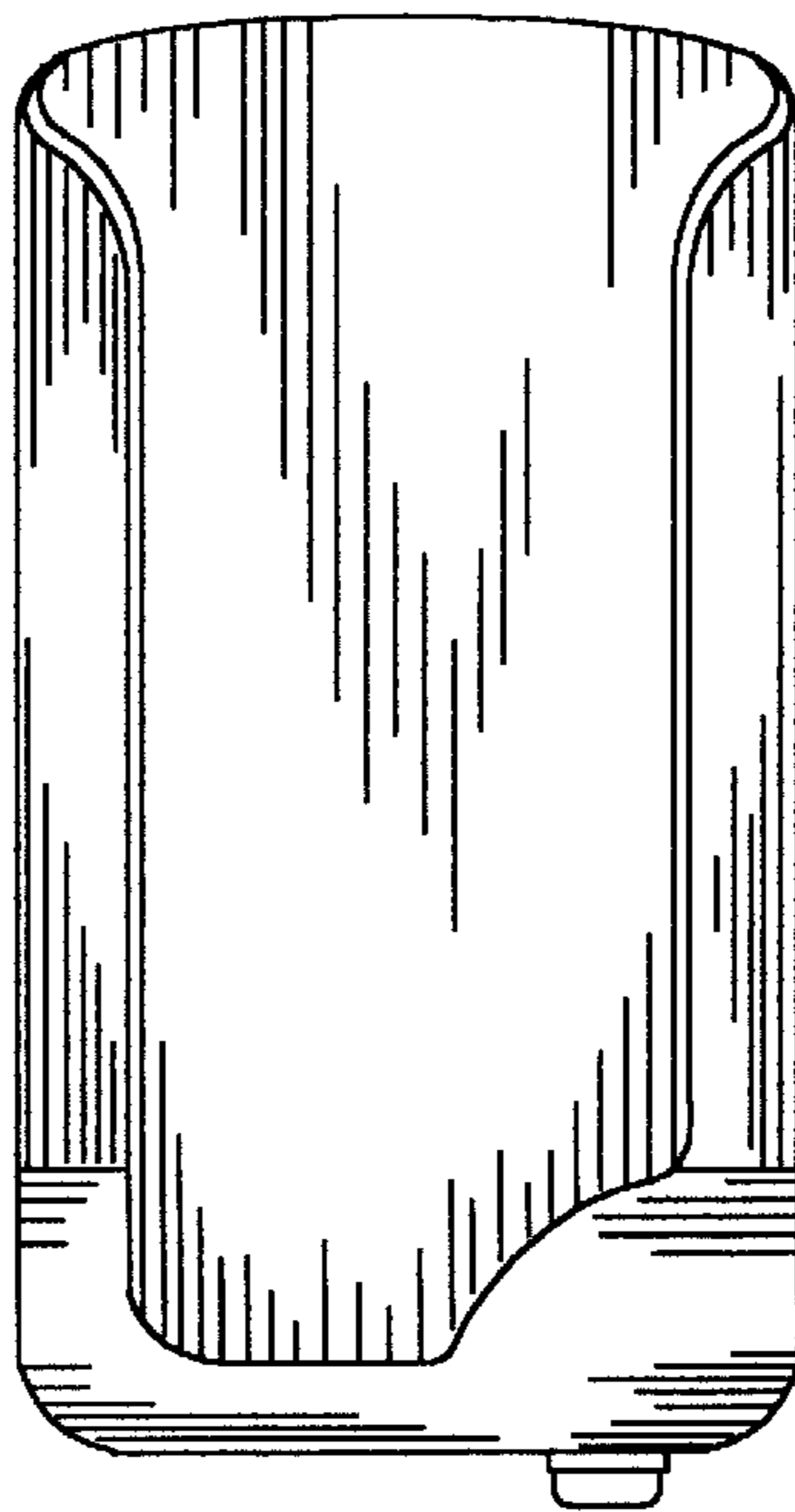
*FIG. 2*



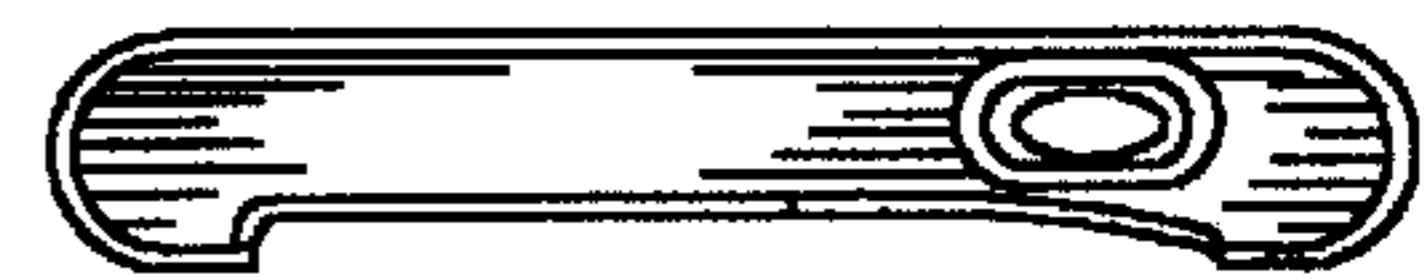
*FIG. 4*



*FIG. 5*



*FIG. 1*



*FIG. 6*