



US00D410814S

United States Patent [19] Koike

[11] **Patent Number: Des. 410,814**
[45] **Date of Patent: ** *Jun. 8, 1999**

[54] **MICROWAVE OVEN**

[75] **Inventor: Takeo Koike, Nara-ken, Japan**

[73] **Assignee: Sharp Kabushiki Kaisha, Osaka, Japan**

[*] **Notice:** This patent is subject to a terminal disclaimer.

[**] **Term: 14 Years**

[21] **Appl. No.: 29/086,469**

[22] **Filed: Apr. 14, 1998**

[30] Foreign Application Priority Data

Oct. 16, 1997 [JP] Japan 9-71882

[51] **LOC (6) Cl. 07-02**

[52] **U.S. Cl. D7/351**

[58] **Field of Search** D7/350, 351, 405,
D7/406; 126/273 R, 273 A, 275 E, 19 M,
21 A; 219/678, 740, 756, 758

[56] References Cited

U.S. PATENT DOCUMENTS

- D. 297,392 8/1988 Han D7/351
- D. 303,749 10/1989 Steinkramp D7/351
- D. 304,542 11/1989 Yoo D7/351
- D. 304,662 11/1989 Yoo D7/351
- D. 318,396 7/1991 Jung D7/351
- D. 329,353 9/1992 Yamada .
- D. 334,688 4/1993 Kitae et al. .

- D. 335,064 4/1993 Sugiyama et al. .
- D. 352,636 11/1994 Nakamura .
- D. 353,510 12/1994 Nakamura .
- D. 353,511 12/1994 Saimen .
- D. 353,512 12/1994 Saimen et al. .
- D. 356,006 3/1995 Saimen et al. .
- D. 357,159 4/1995 Mitsui et al. .
- D. 367,991 3/1996 Saimen .
- D. 367,992 3/1996 Saimen .
- D. 368,405 4/1996 Tada .
- D. 368,406 4/1996 Nakamura .
- D. 373,502 9/1996 Fujii et al. .
- D. 390,411 2/1998 Nakagawa .
- D. 390,412 2/1998 Takimoto .

Primary Examiner—Ruth McInroy
Attorney, Agent, or Firm—Nixon & Vanderhye

[57] CLAIM

The ornamental design for a microwave oven, as shown and described.

DESCRIPTION

FIG. 1 is a top, front and right side perspective view of a microwave oven showing my new design; FIG. 2 is a front elevational view thereof; FIG. 3 is a top plan view thereof; FIG. 4 is a rear elevational view thereof; FIG. 5 is a bottom plan view thereof; FIG. 6 is a right side elevational view thereof; and, FIG. 7 is a left side elevational view thereof.

1 Claim, 7 Drawing Sheets

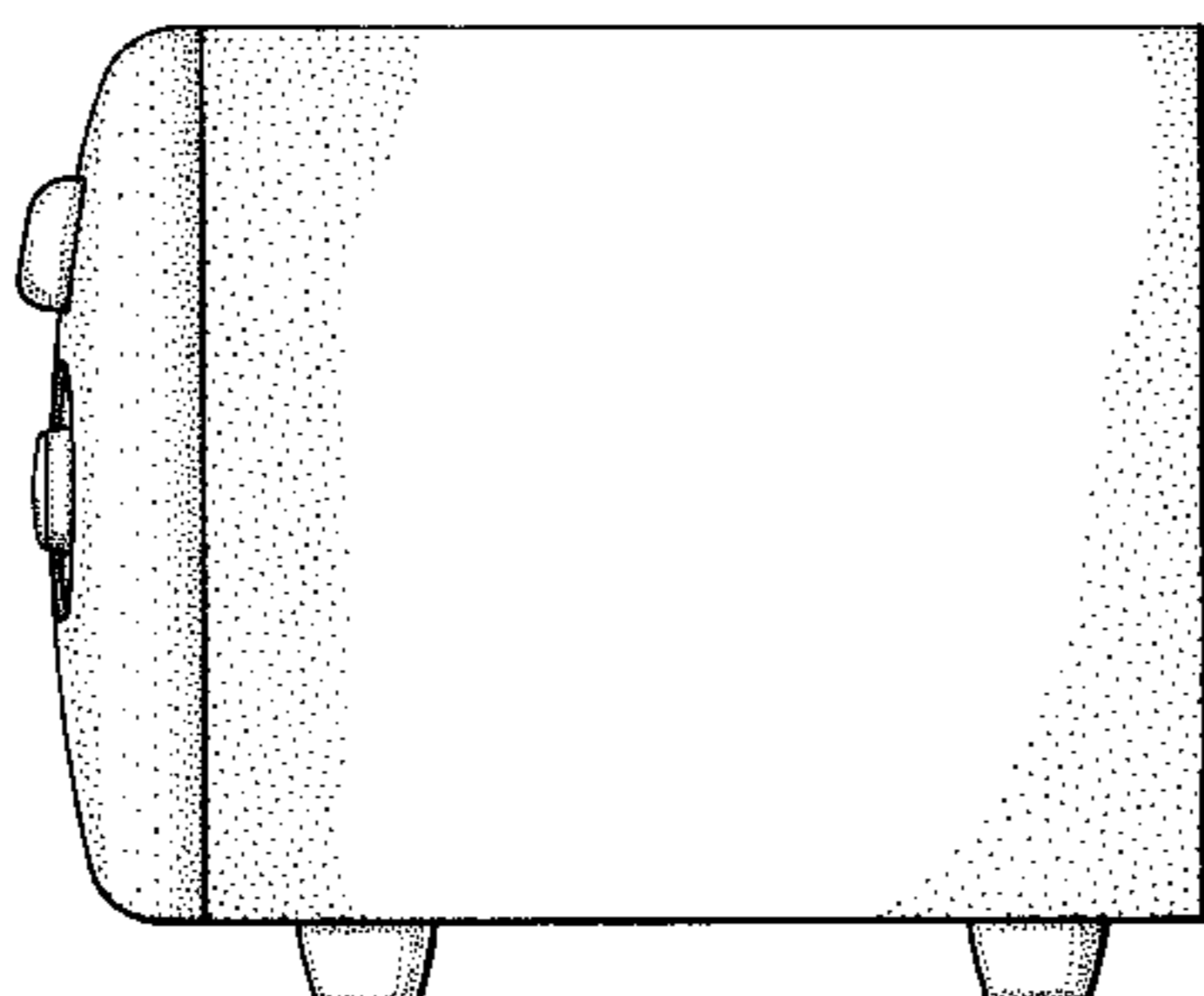
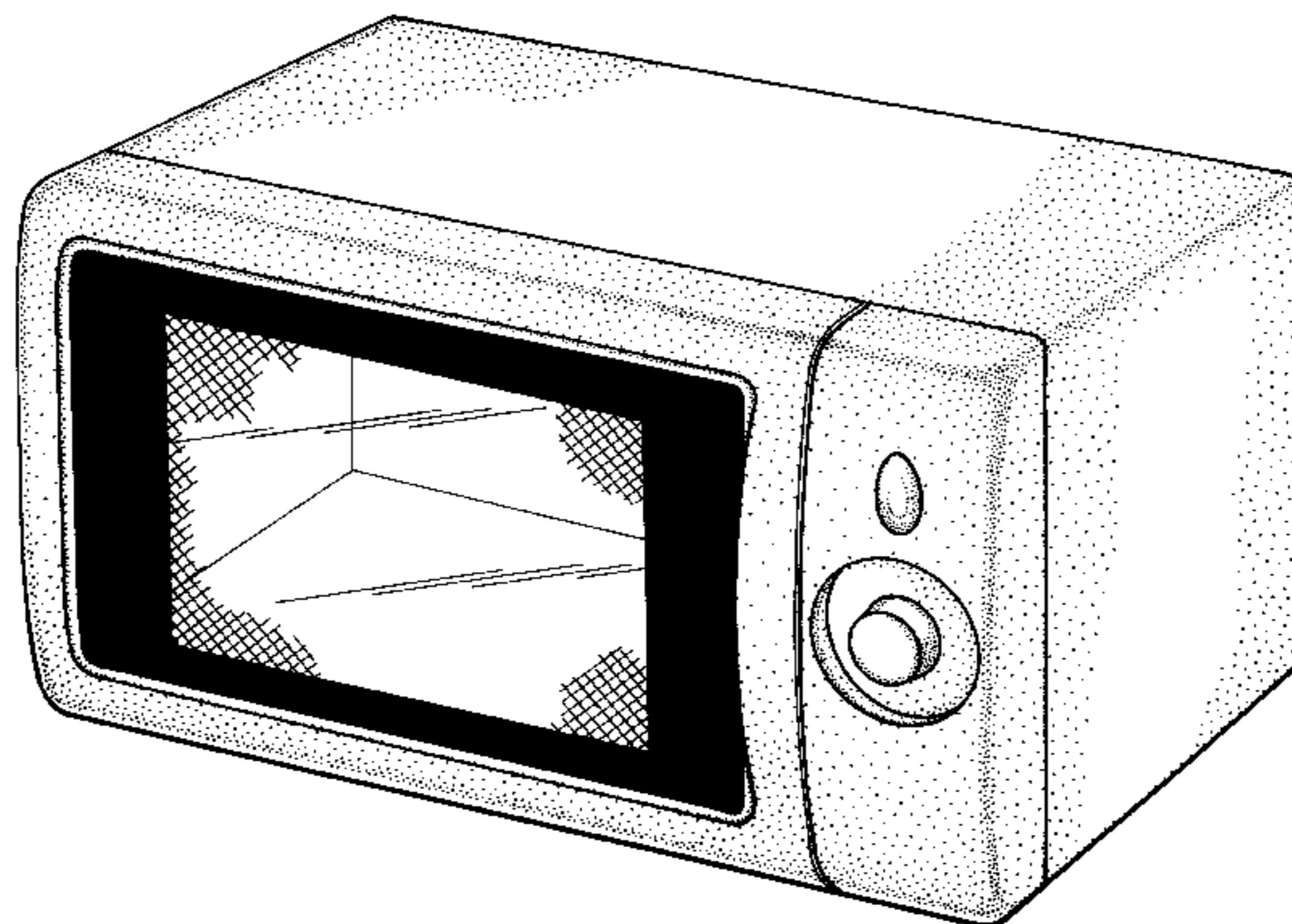


Fig. 1

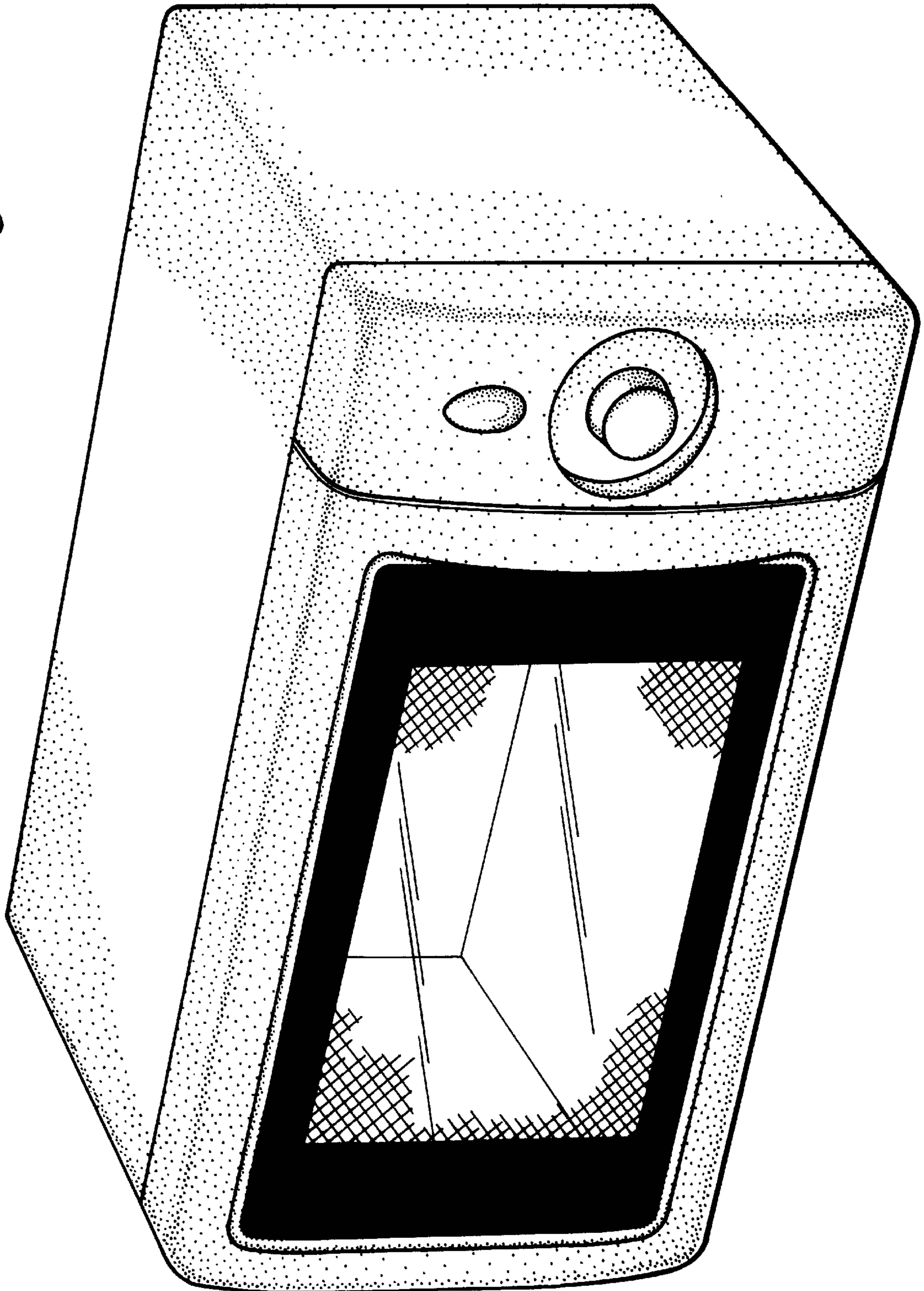


Fig. 2




Fig. 3

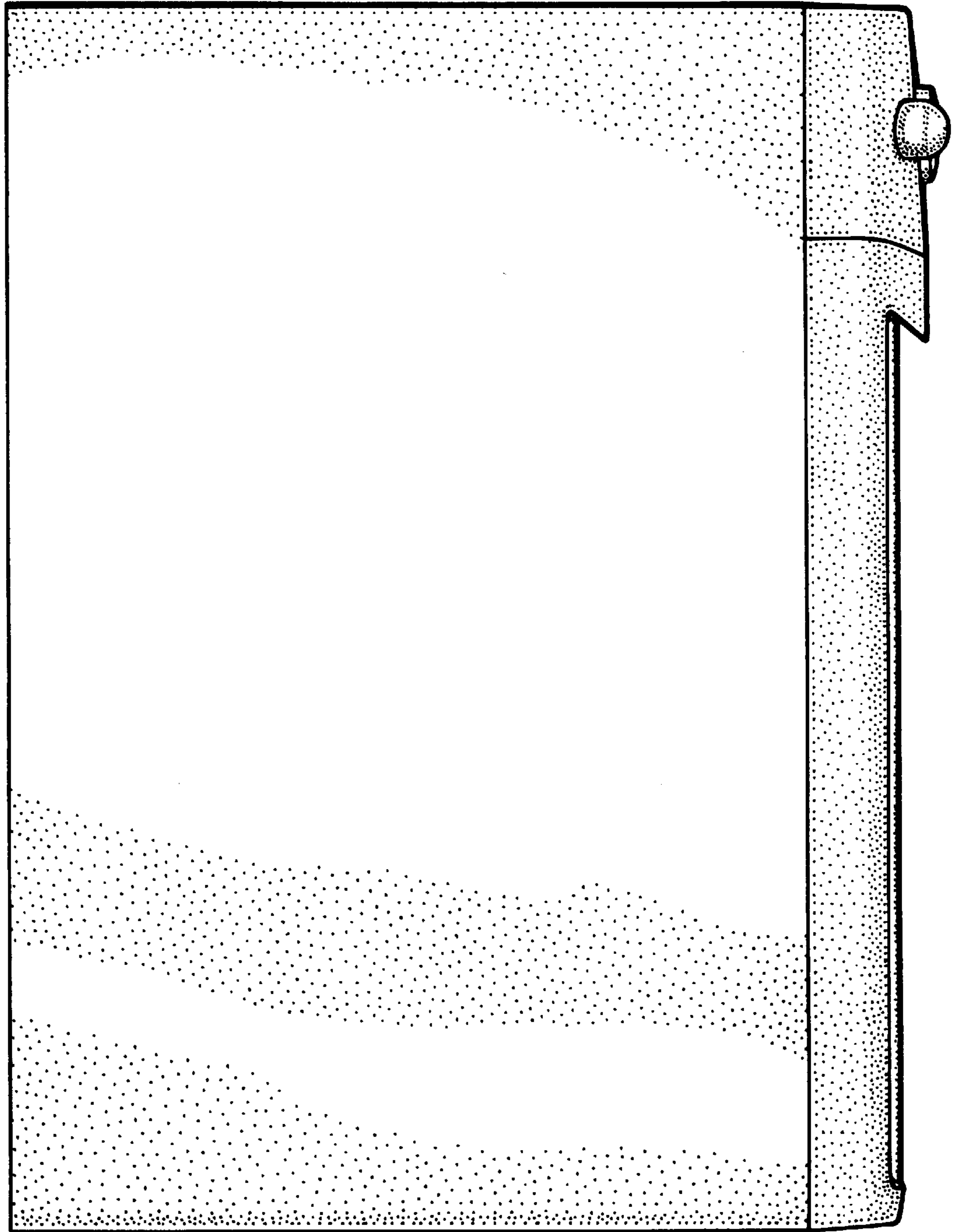


Fig. 4




Fig. 5

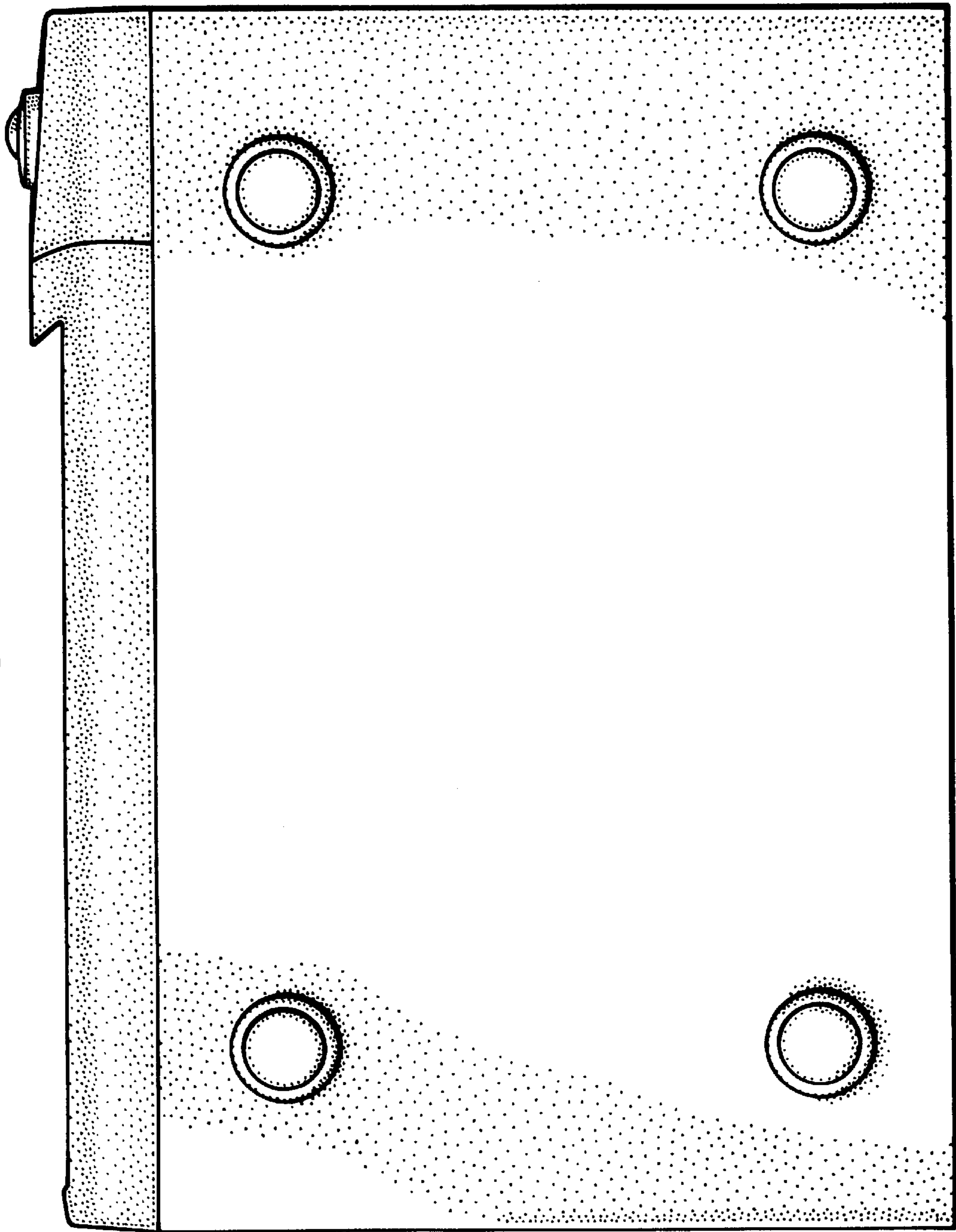


Fig. 6

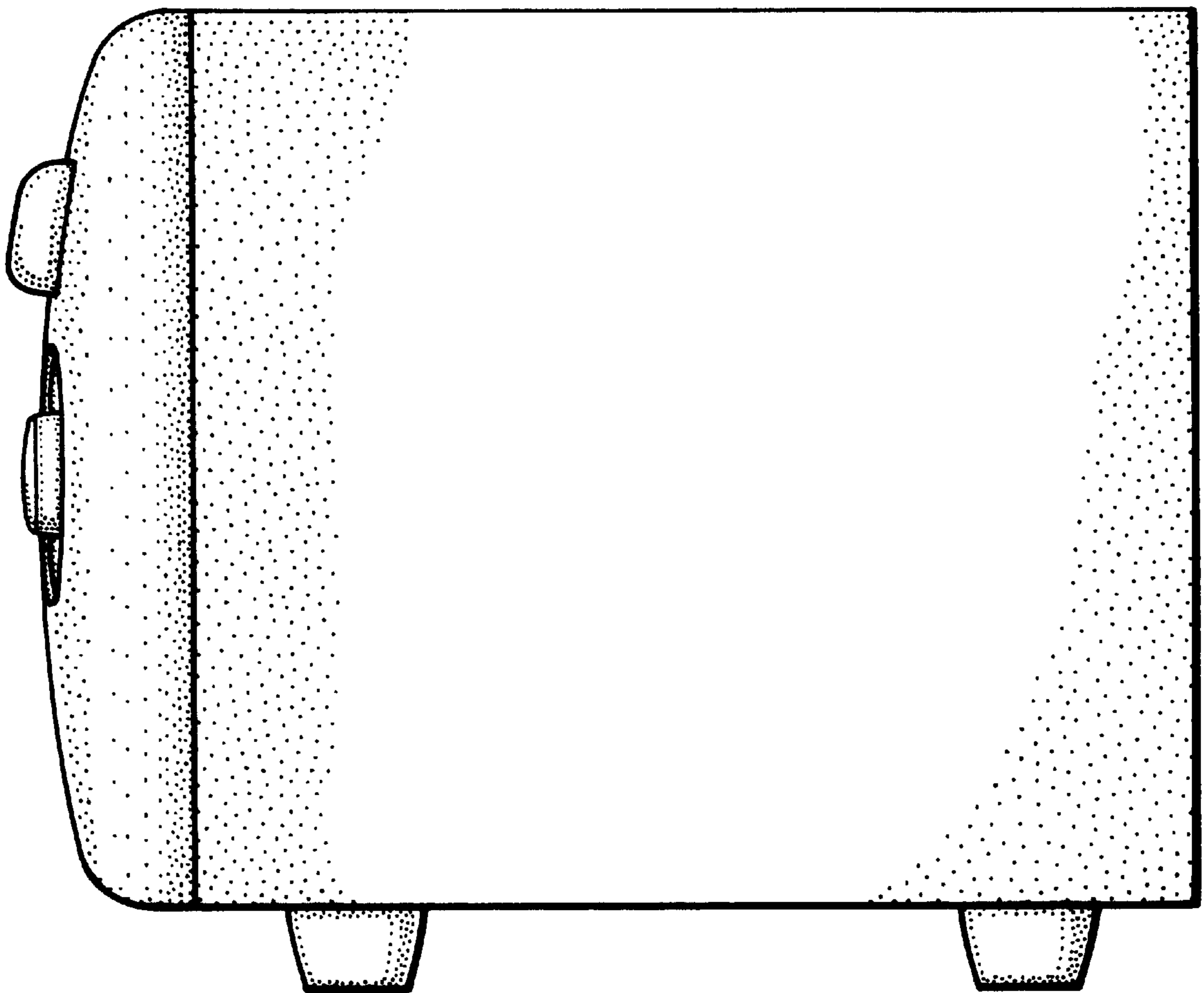


Fig. 7

