



US00D410788S

United States Patent [19]

Rangel et al.

[11] Patent Number: **Des. 410,788**

[45] Date of Patent: **** Jun. 8, 1999**

[54] **TOOTHBRUSH HANDLE**

[76] Inventors: **Fabio Eduardo Franca Rangel**, Rua 3 de Abril n° 149, Jardim Leonidia, Jacarei; **Luiz Bellino Simionato**, Rua Esperanca n° 227 apto 801, vila Ady-Anna, Sao Jose dos Campos; **Bernard Reinesch**, Avenida Cidade, Jardim No. 3141, apt° 119 Sao Jose dos Campos, all of Sao Paulo, Brazil

[**] Term: **14 Years**

[21] Appl. No.: **29/084,002**

[22] Filed: **Feb. 23, 1998**

Related U.S. Application Data

[63] Continuation of application No. 29/065,080, Jan. 21, 1997, abandoned.

[51] **LOC (6) Cl.** **04-02**

[52] **U.S. Cl.** **D4/104; D4/138**

[58] **Field of Search** D4/104-112, 132-134, D4/138; 15/143.1, 159.1, 167.1, 167.2; 132/308; 601/139, 141

References Cited

U.S. PATENT DOCUMENTS

D. 315,061 3/1991 Yost et al. D4/104

D. 329,642 9/1992 Booth et al. D4/104
D. 378,250 3/1997 Marchello D4/104
1,657,450 1/1928 Barnes D4/104 X
4,679,272 7/1987 Florence 15/167.1

Primary Examiner—Alan P. Douglas
Assistant Examiner—Lavone D. Tabor
Attorney, Agent, or Firm—Lawrence D. Schuler

[57] CLAIM

The ornamental design for a toothbrush handle, as shown and described.

DESCRIPTION

FIG. 1 is a side elevation showing the toothbrush handle of our new design, the opposite side being a mirror image; FIG. 2 is a top plan view thereof; FIG. 3 is an enlarged fragmentary view of the grip portion of the toothbrush handle of FIG. 1; FIG. 4 is a cross-section taken along line, 4—4 of FIG. 1; FIG. 5 is a cross-section taken along line 5—5 of FIG. 1; FIG. 6 is a bottom plan view of the toothbrush handle of FIG. 1; and, FIG. 7 is a left end elevation view thereof. The broken line which defines the bounds of the claimed design forms no part thereof. The broken line showing of a head is for illustrative purposes only and forms no part of the claimed design.

1 Claim, 3 Drawing Sheets

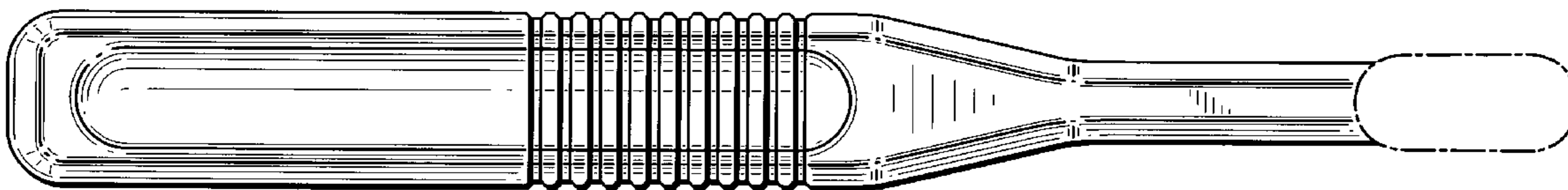
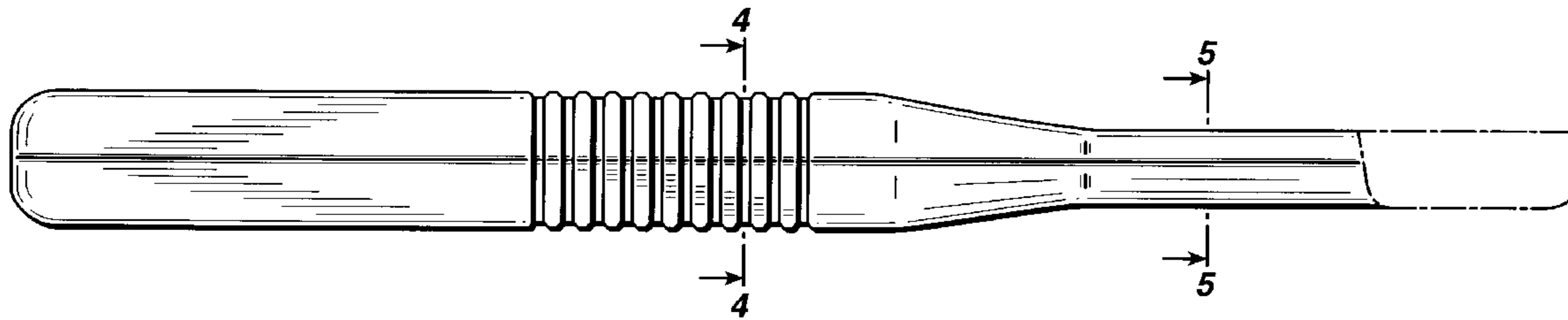


FIG. 1

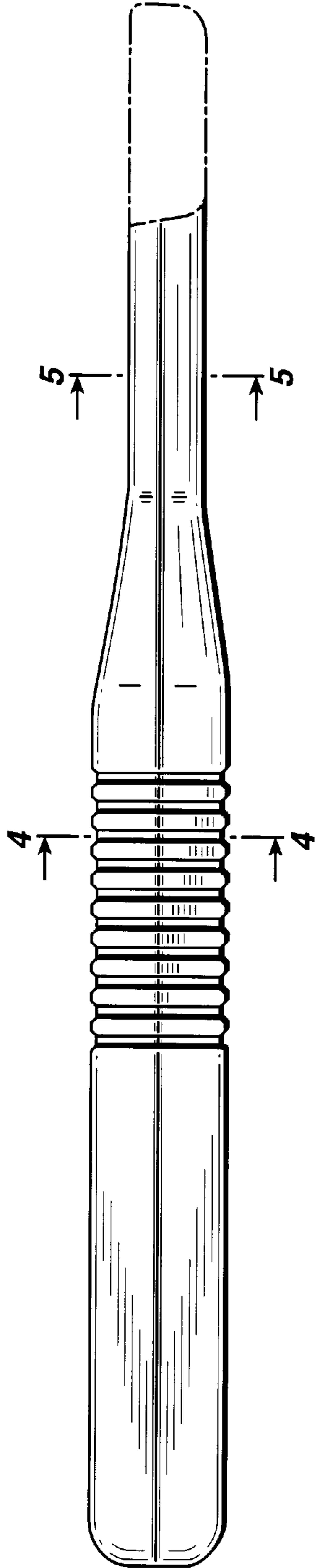


FIG. 2

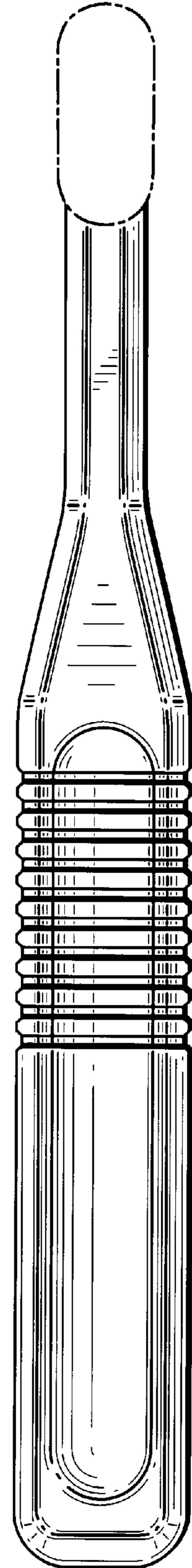


FIG. 3




FIG. 4




FIG. 5



FIG. 6

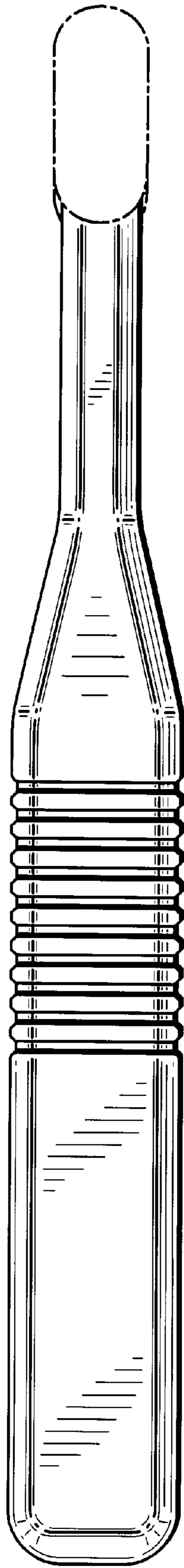


FIG. 7

