



US00D410787S

United States Patent [19]
Barre et al.

[11] **Patent Number: Des. 410,787**
[45] **Date of Patent: ** Jun. 8, 1999**

[54] **TOOTHBRUSH HANDLE**
[75] Inventors: **Bertrand Dominique Barre**, Limonest;
Francis Lepage, Lyons, both of France
[73] Assignee: **Chesebrough-Pond's USA Co.**
Division of Conopco, Inc., Greenwich,
Conn.
[**] Term: **14 Years**

[21] Appl. No.: **29/071,001**
[22] Filed: **May 7, 1997**
[30] **Foreign Application Priority Data**
Nov. 8, 1996 [XH] Hague Agreement DM/003508
[51] **LOC (6) Cl.** **04-02**
[52] **U.S. Cl.** **D4/104**
[58] **Field of Search** D4/101, 104-112,
D4/132, 134, 138; 15/159.1, 167.1, 167.2,
186; 132/308, 311; 601/139, 141, 142

[56] **References Cited**
U.S. PATENT DOCUMENTS
D. 321,285 11/1991 Hirabayashi D4/101
D. 330,287 10/1992 Wise D4/109

D. 351,732 10/1994 Dair et al. D4/104
5,630,244 5/1997 Chang 15/167.1

FOREIGN PATENT DOCUMENTS

DM/031 907 1/1995 WIPO .

Primary Examiner—Alan P. Douglas
Assistant Examiner—Lavone D. Tabor
Attorney, Agent, or Firm—Milton L. Honig

[57] **CLAIM**

The ornamental design for a toothbrush handle, as shown and described.

DESCRIPTION

FIG. 1 is a right side elevational view of a first embodiment of a toothbrush handle the left side being identical; FIG. 2 is a front elevational view of the first embodiment according to FIG. 1; FIG. 3 is a right side elevational view of a second embodiment of the toothbrush, the left side being identical; and, FIG. 4 is a front elevational view of the second embodiment according to FIG. 3.
The top, bottom and rear of the toothbrush handle as well as all structures drawn in phantom line form no part of the claimed design.

1 Claim, 1 Drawing Sheet

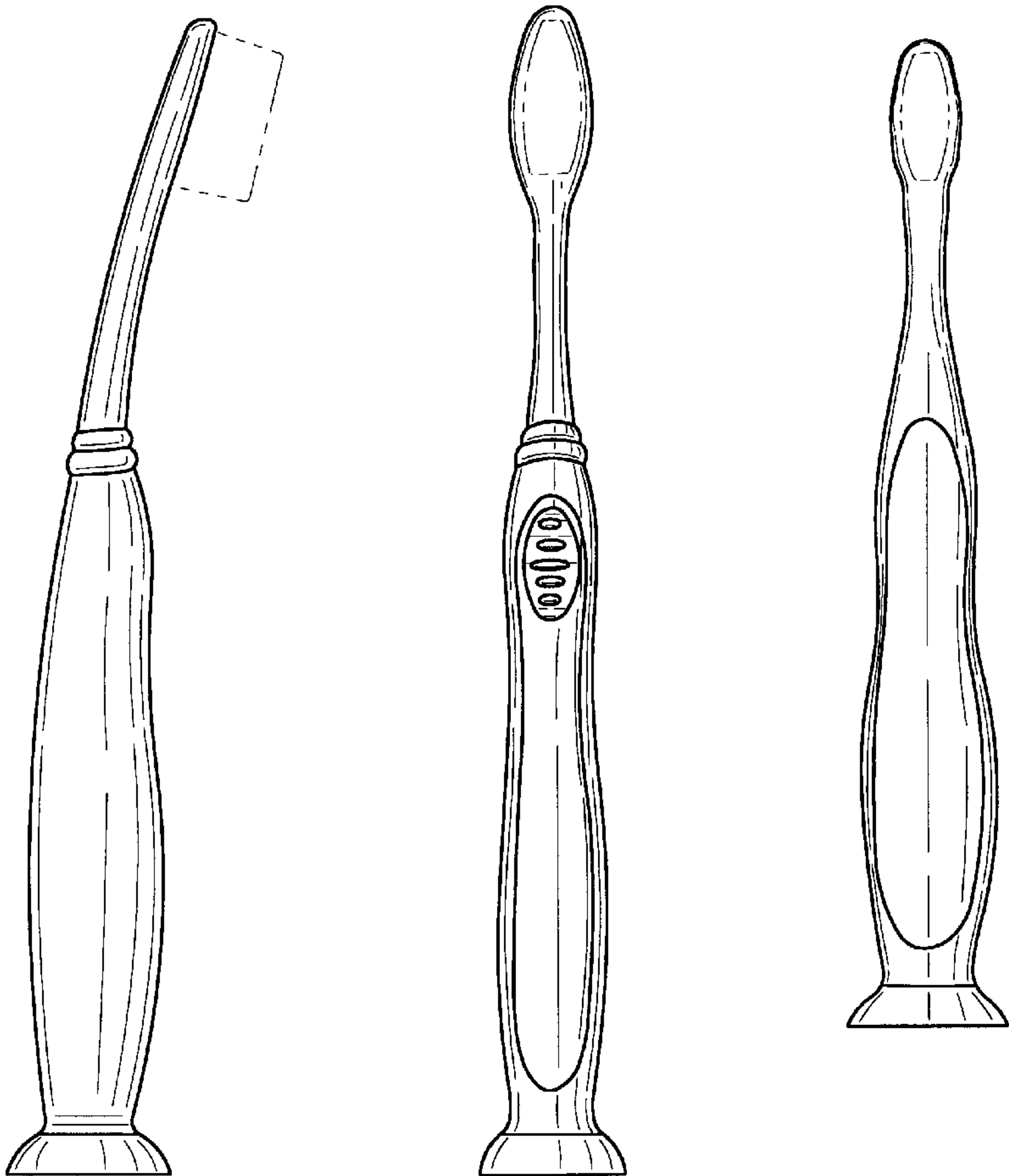


FIG. 1




FIG. 2

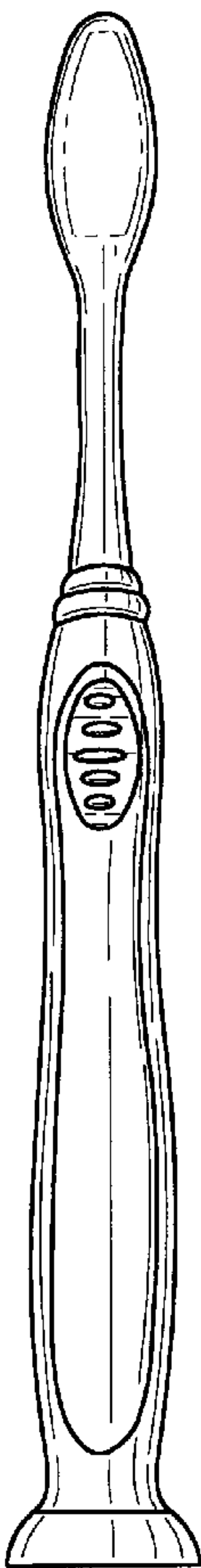


FIG. 3

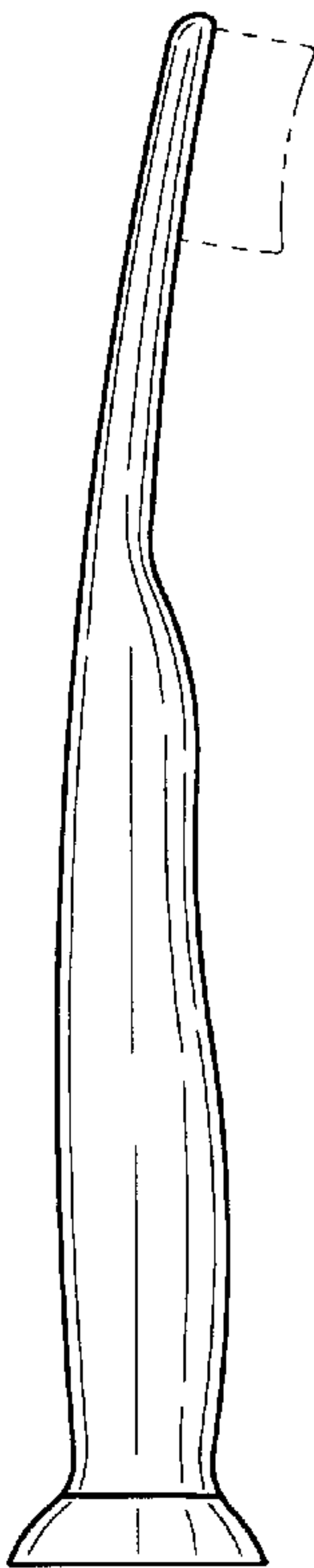


FIG. 4

