



US00D410780S

United States Patent [19]
McGinty

[11] **Patent Number: Des. 410,780**
[45] **Date of Patent: ** Jun. 8, 1999**

[54] **FOOD DISH FOR BIRDS**
[75] Inventor: **Glenn H. McGinty**, Denver, Colo.
[73] Assignee: **JungleTalk International, Inc.**,
Denver, Colo.
[**] Term: **14 Years**
[21] Appl. No.: **29/090,536**
[22] Filed: **Jul. 10, 1998**
[51] **LOC (6) Cl.** **30-02**
[52] **U.S. Cl.** **D30/124; D30/119; D30/130;**
D30/129
[58] **Field of Search** **D30/110-111,**
D30/119, 124-125, 129, 130; 119/329,
428-435, 464, 467, 475, 478, 484, 51.01,
51.03, 51.05, 52.1, 52.2, 52.3, 57.8, 57.9,
72, 74, 537

D. 383,877 9/1997 Doornbos D30/119
D. 385,066 10/1997 Doornbos D30/119
D. 385,068 10/1997 Malcolm .
1,289,151 9/1918 Woods 119/464
1,718,432 6/1929 Qualmann .
2,174,481 9/1939 Rosenfelder 119/467
2,309,830 2/1943 Dearle 119/464
2,968,281 1/1961 McCauley D30/124
3,066,648 12/1962 Kohlhauf 119/57.8
3,314,397 4/1967 Jacobsen 119/464
4,974,546 12/1990 Burgett 119/57.8
4,989,742 2/1991 Powell .
5,152,247 10/1992 Brown 119/464
5,323,733 6/1994 Youngs-McVicker 119/464
5,467,733 11/1995 Messina 119/464
5,738,042 4/1998 King 119/464

Primary Examiner—Cathy Anne MacCormac
Attorney, Agent, or Firm—Renner, Otto, Boisselle & Sklar,
P.L.L.

[56] **References Cited**

U.S. PATENT DOCUMENTS

D. 104,731 6/1937 Spence .
D. 145,718 10/1946 Geddes .
D. 149,151 3/1948 Southworth .
156,348 10/1874 Hendryx 119/464
D. 167,788 9/1952 Tellin D30/124
171,309 12/1875 Osborn et al. 119/464
D. 183,047 6/1958 Helmer .
D. 184,052 12/1958 Hahn .
D. 192,412 3/1962 Forsman .
203,657 5/1878 Seyfand 119/464
D. 280,559 9/1985 Bentall 119/57.8
D. 347,303 5/1994 Mann .
D. 349,566 8/1994 Wilhelm D30/124
D. 362,090 9/1995 Baldwin et al. .
D. 371,644 7/1996 Lillelund et al. D30/119
D. 377,243 1/1997 Fiveash .
D. 379,684 6/1997 Dennis .
D. 383,252 9/1997 Pearce D30/129

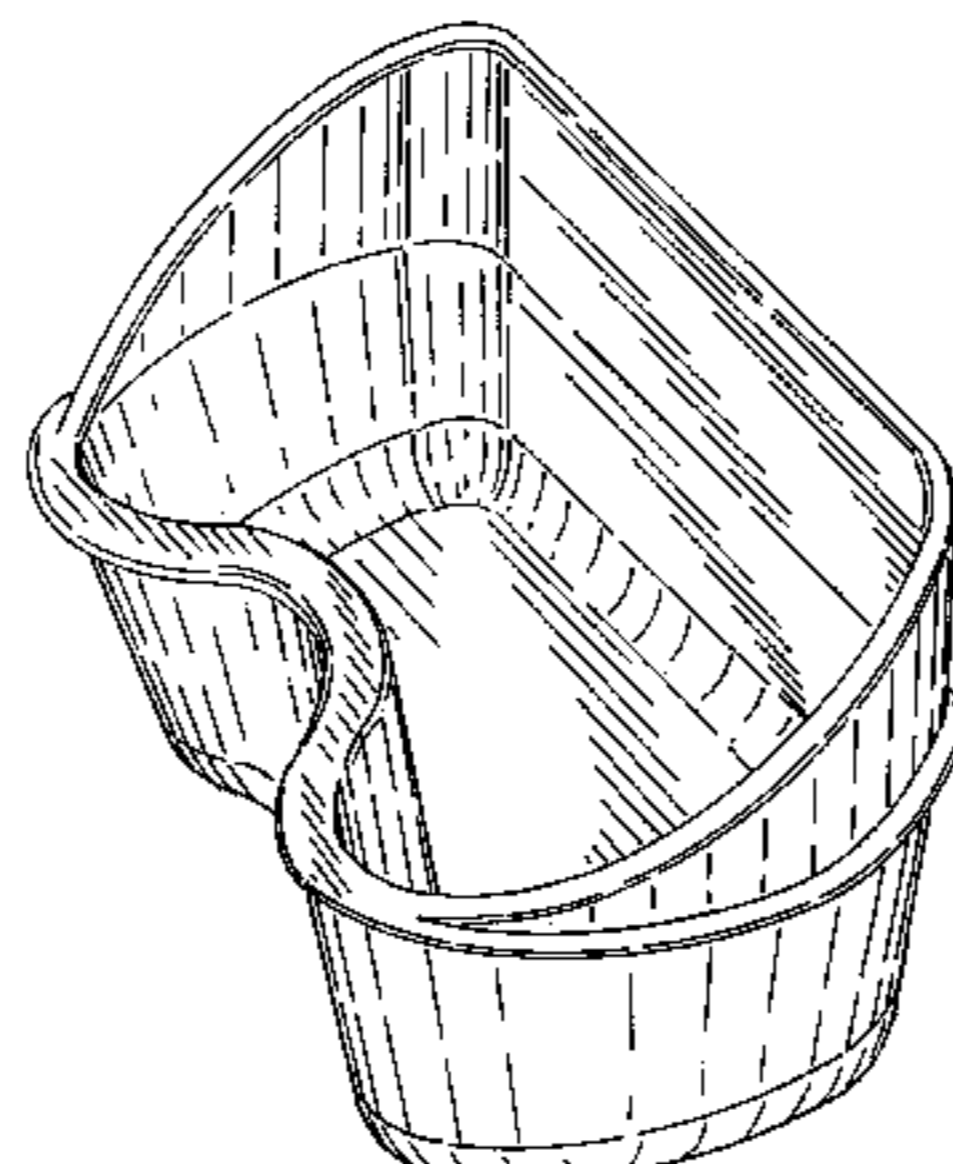
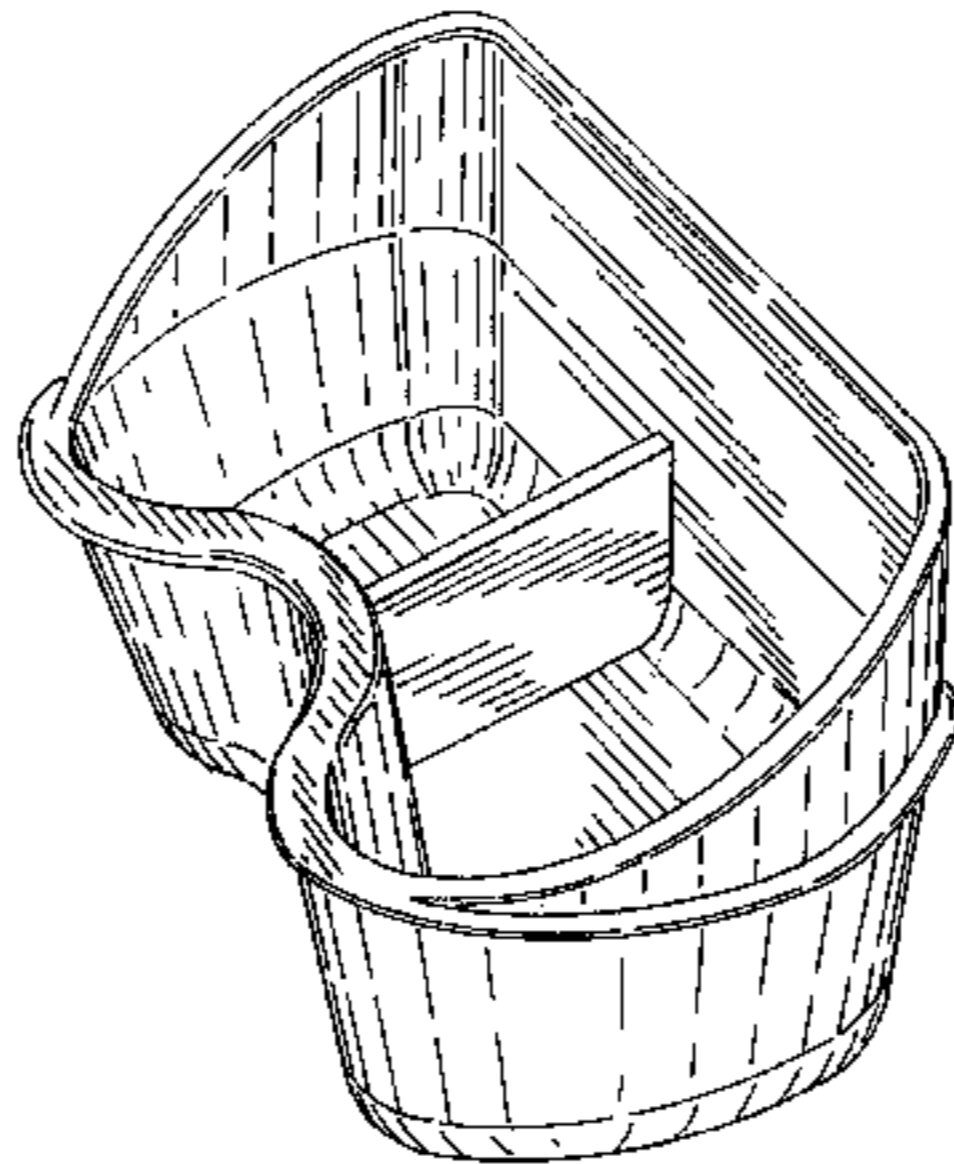
[57] **CLAIM**

The ornamental design for a food dish for birds, as shown and described.

DESCRIPTION

FIG. 1 is a top perspective view of a food dish for birds showing my new design;
FIG. 2 is a top plan view thereof;
FIG. 3 is a front elevation view thereof;
FIG. 4 is a rear elevation view thereof;
FIG. 5 is a side elevation view from the right side of FIG. 1, the left side being a mirror image thereof;
FIG. 6 is a bottom plan view thereof;
FIG. 7 is a top perspective view of a second embodiment of FIG. 1; and,
FIG. 8 is a top plan view thereof.
The front, rear and side elevation views and bottom plan view of the second embodiment are identical to FIGS. 3 through 6, respectively.

1 Claim, 4 Drawing Sheets



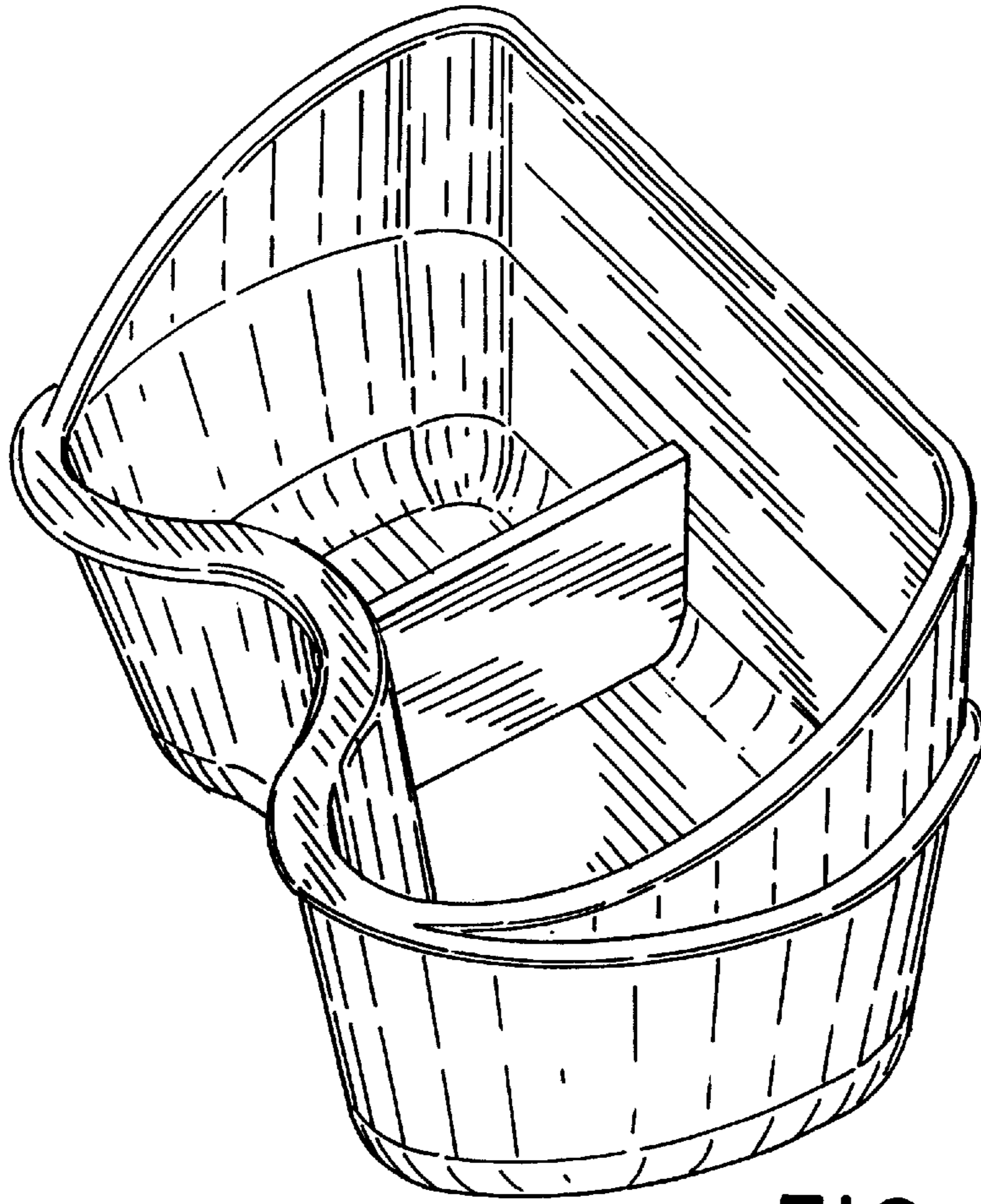


FIG. 1

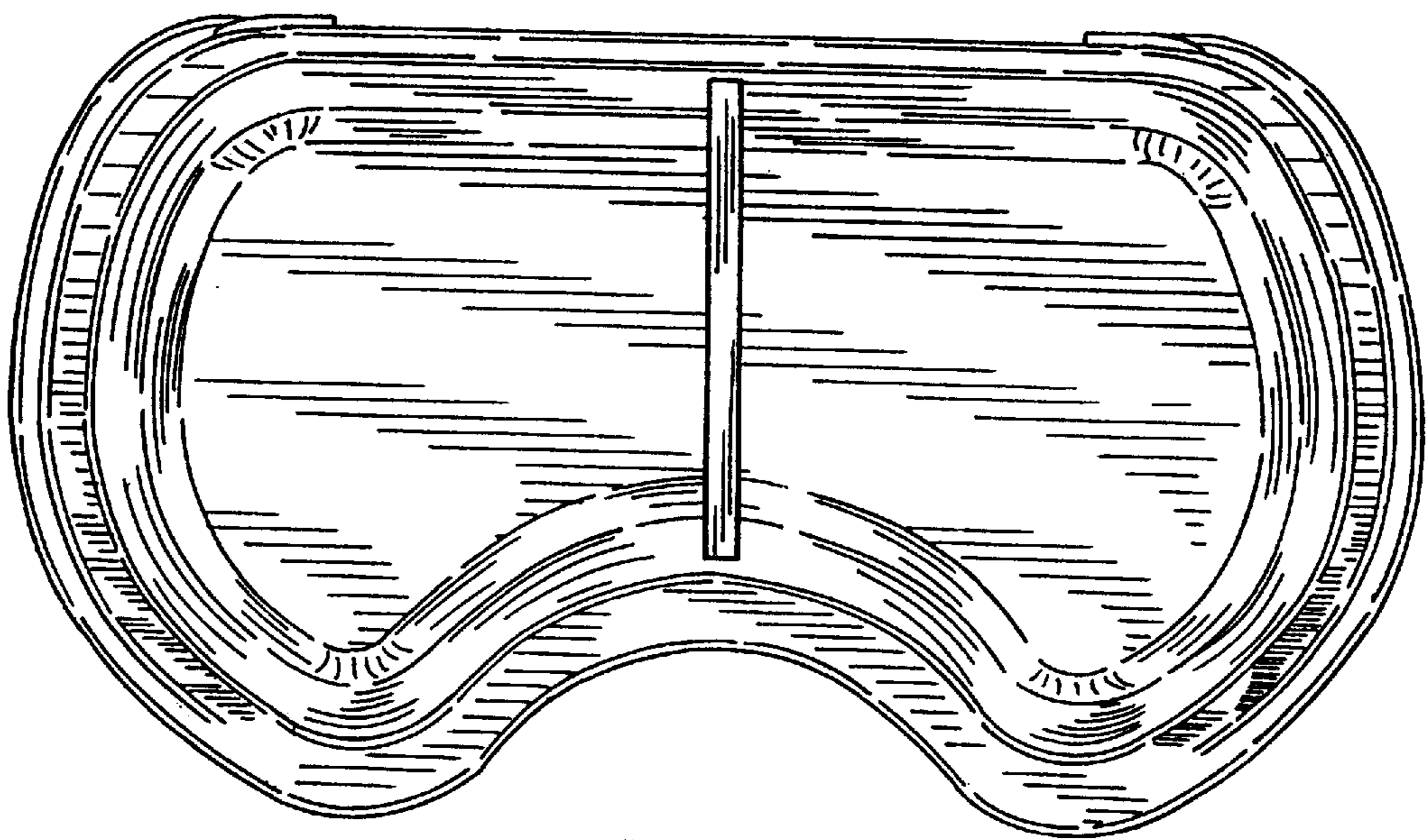


FIG. 2

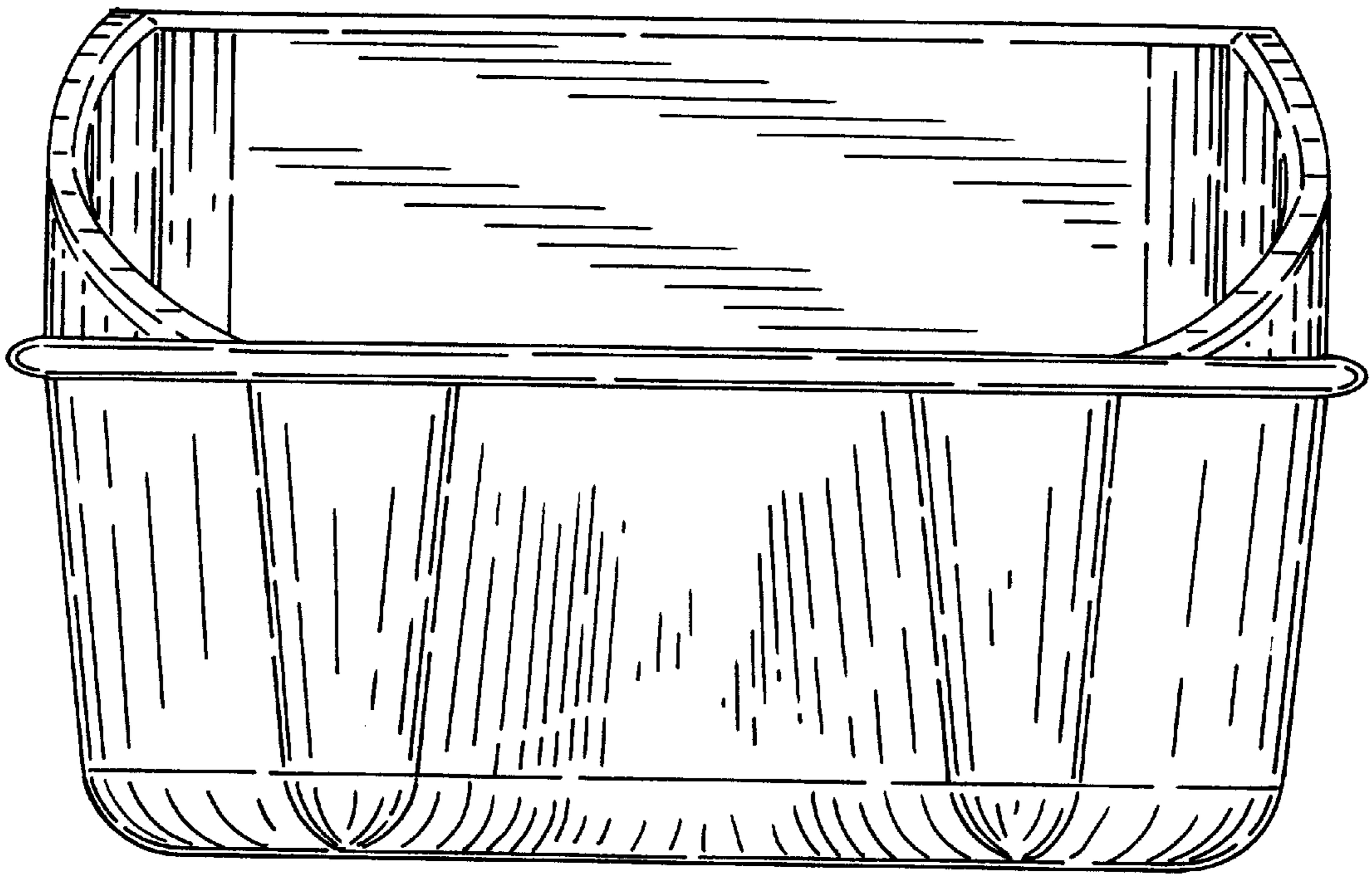


FIG. 3

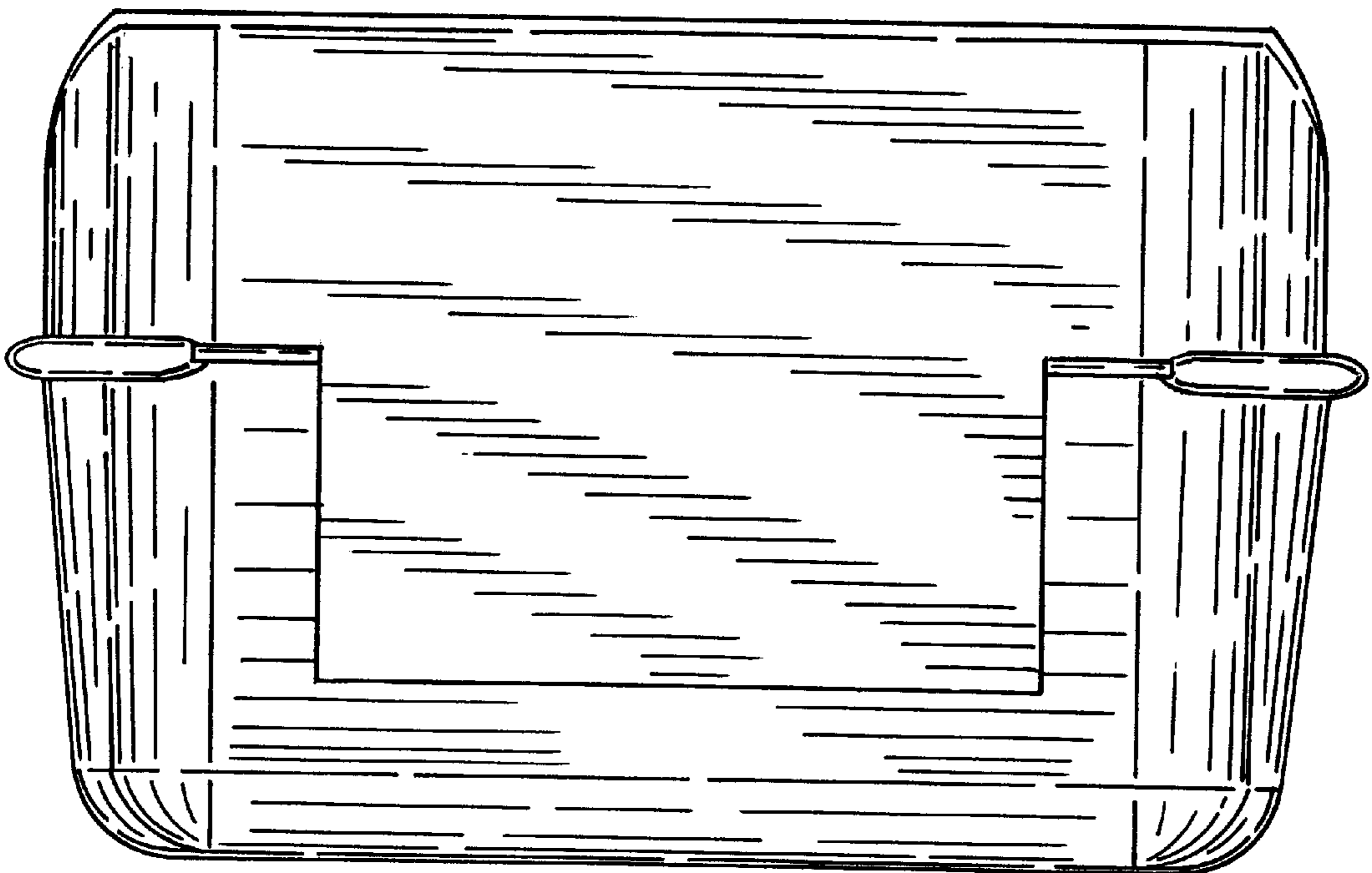


FIG. 4




FIG. 5




FIG. 6

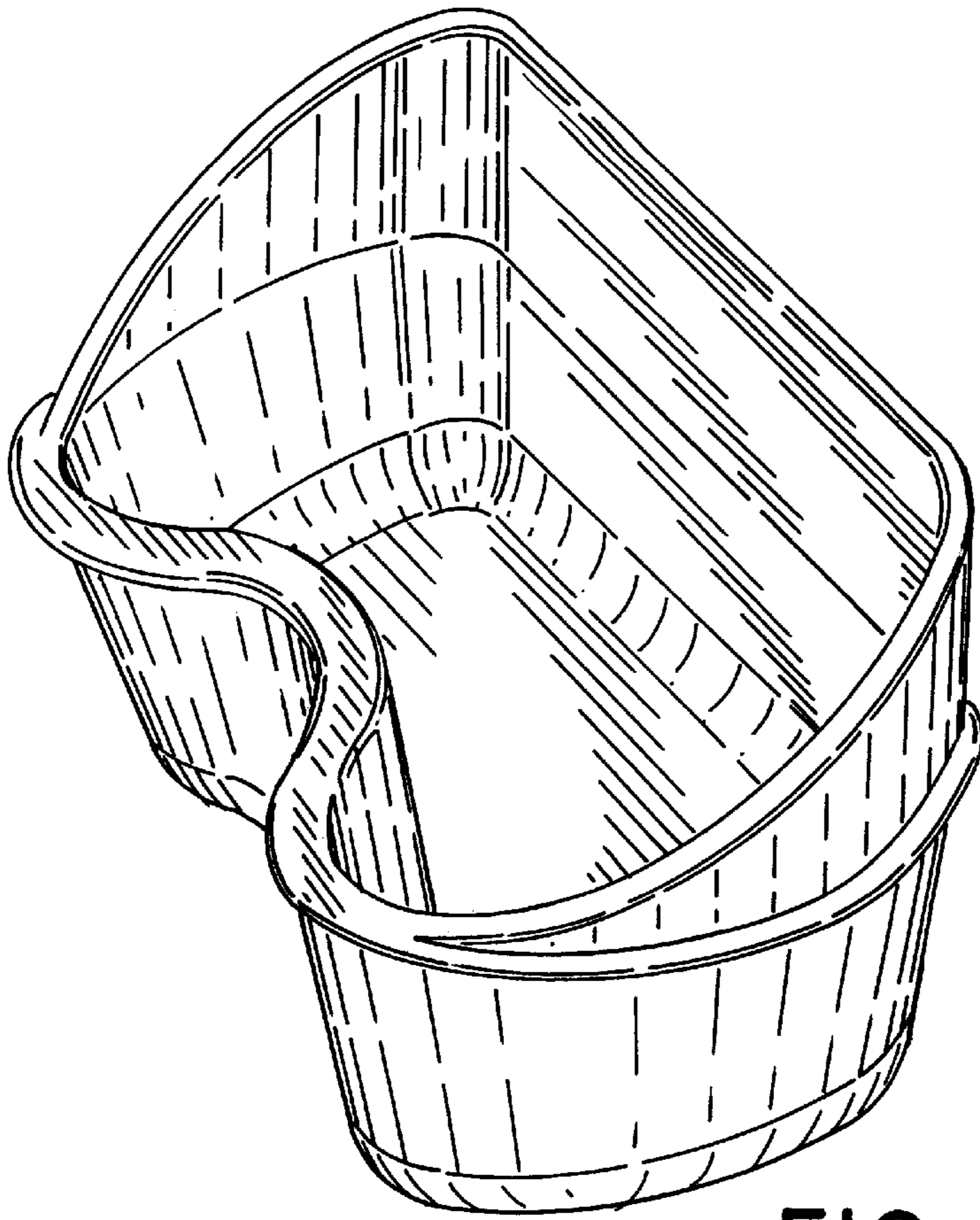


FIG. 7

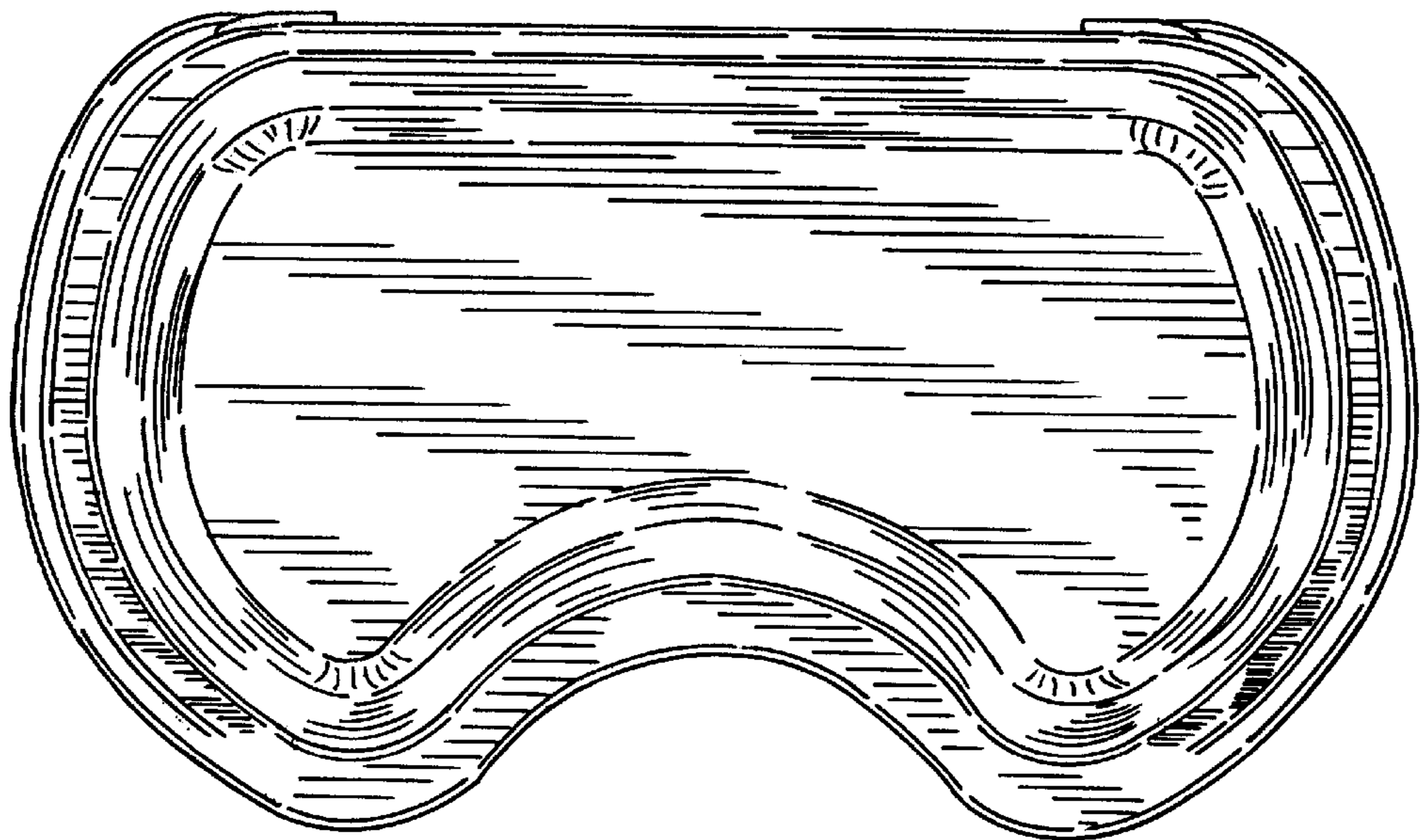


FIG. 8