



US00D410775S

# United States Patent [19]

[11] Patent Number: **Des. 410,775**

**Halbot, Jr.**

[45] Date of Patent: **\*\* Jun. 8, 1999**

[54] **SNOW RACER CARRIER**

5,492,254 2/1996 Challoner et al. .... 224/151  
5,695,101 12/1997 Fietze ..... 224/250

[76] Inventor: **Arthur Augustus Halbot, Jr.**, 164 Bayview Ave., Keswick, Ontario, Canada, L4P 2S9

*Primary Examiner*—Cathy Anne MacCormac  
*Assistant Examiner*—Catherine R. Oliver

[\*\*] Term: **14 Years**

### [57] CLAIM

[21] Appl. No.: **29/069,815**

The ornamental design for a snow racer carrier, as shown and described.

[22] Filed: **Apr. 17, 1997**

### DESCRIPTION

[51] **LOC (6) Cl.** ..... **03-01**

FIG. 1 is a top plan view of the snow racer carrier showing my new design;

[52] **U.S. Cl.** ..... **D3/254**

FIG. 2 is a bottom plan view thereof;

[58] **Field of Search** ..... D3/327, 221, 254, D3/259; D6/512, 552; 224/151, 149, 150, 250, 257, 258; 248/75; 24/265 R; 294/149, 150, 155

FIG. 3 is a front elevational view thereof;

FIG. 4 is a rear elevational view thereof;

FIG. 5 is a left side elevational view thereof;

FIG. 6 is a right side elevational view thereof; and,

FIG. 7 is a complete bottom plan view thereof.

### [56] References Cited

The broken away portions as shown in FIG. 1 through 6 are to display indeterminate length.

#### U.S. PATENT DOCUMENTS

D. 365,236 12/1995 Stockwell ..... D6/552  
D. 390,001 2/1998 Lovelady et al. .... D3/221  
4,942,995 7/1990 Myers ..... 224/258

**1 Claim, 3 Drawing Sheets**

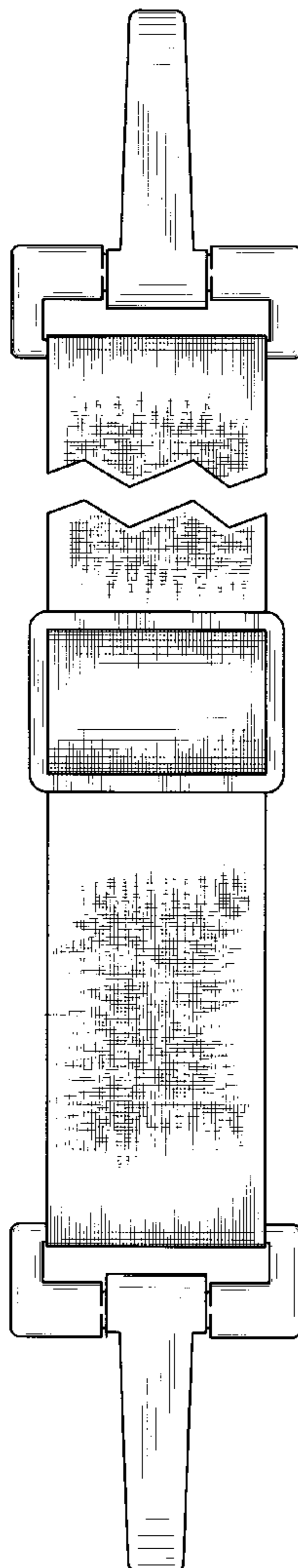


FIG. 1

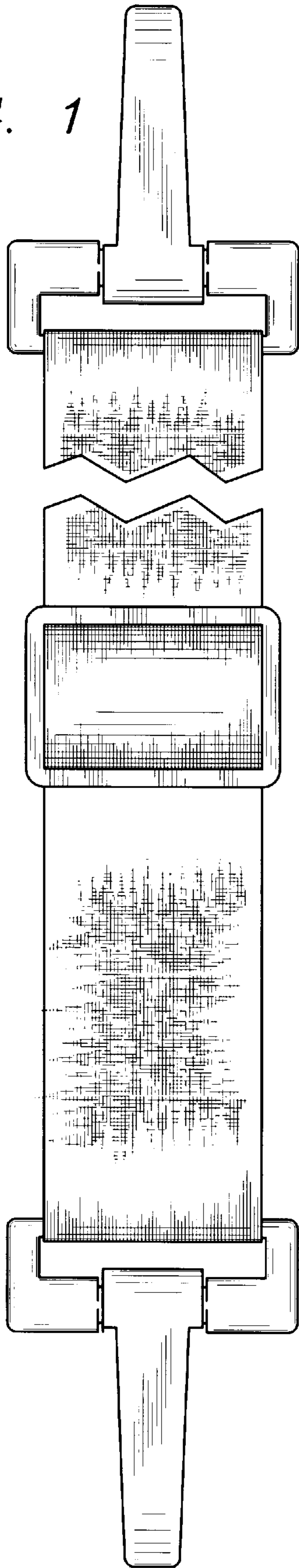


FIG. 2

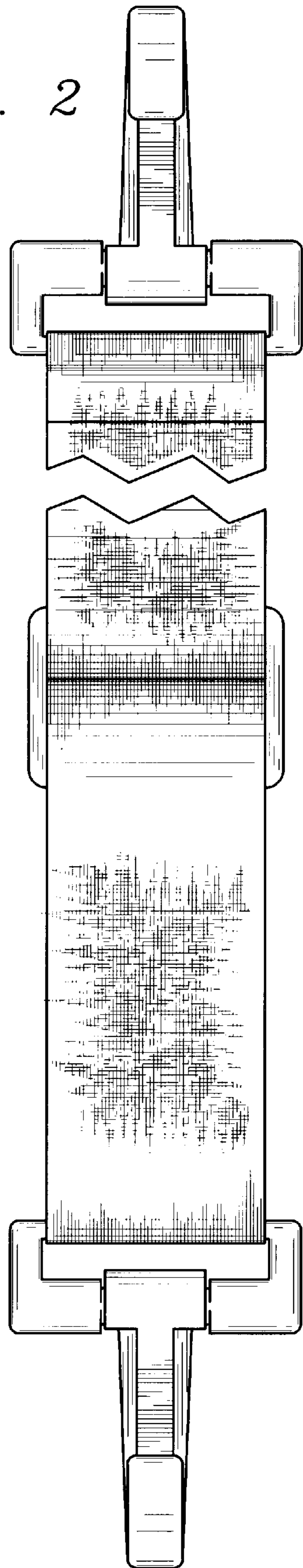


FIG. 3



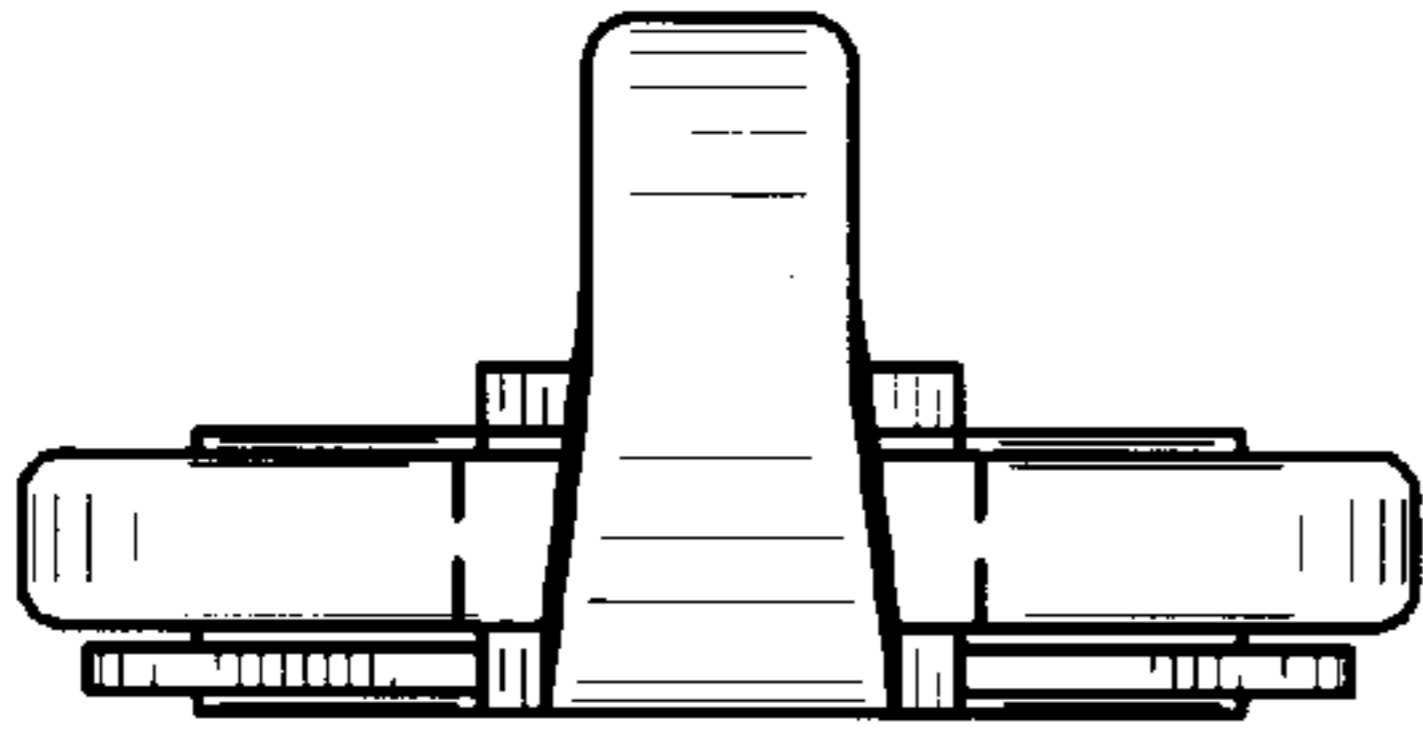



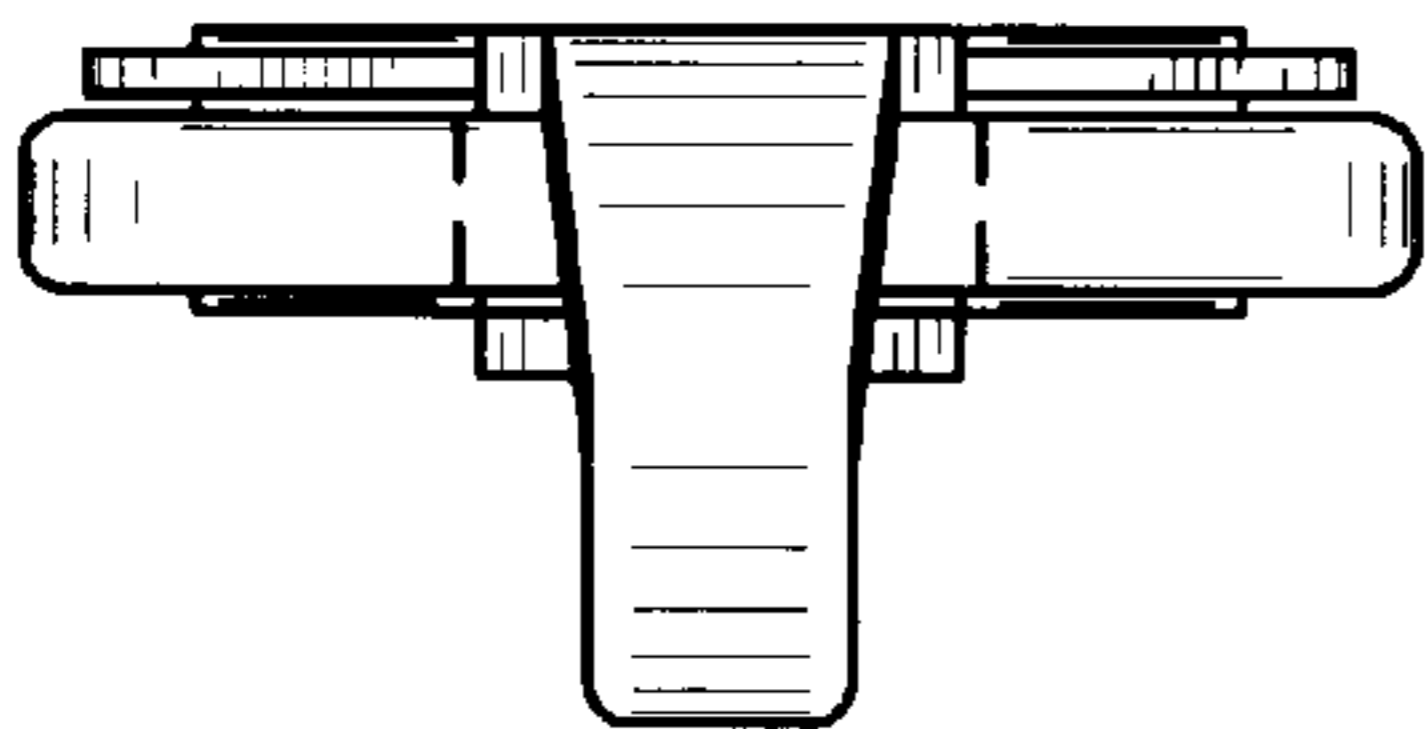
FIG. 4



*FIG. 5*



*FIG. 6*



*FIG. 7*