



US00D410758S

United States Patent [19]
Reinbach

[11] **Patent Number: Des. 410,758**
[45] **Date of Patent: ** Jun. 8, 1999**

[54] **VEHICLE LAMP**

D. 390,900 2/1998 Yamamoto D26/28
D. 390,979 2/1998 Yamamoto D26/28
D. 392,401 3/1998 Nagano D26/28

[75] Inventor: **Martin Carl Friedrich Reinbach,**
Auckland, New Zealand

[73] Assignee: **Hella Asia Pacific Pty Ltd,** Australia

[**] Term: **14 Years**

Primary Examiner—Marcus A. Jackson
Attorney, Agent, or Firm—Fross Zelnick Lehrman & Zissu,
P.C.; Lawrence E. Apolzon, Esq.

[21] Appl. No.: **29/090,701**

[22] Filed: **Jul. 13, 1998**

[57] **CLAIM**

The ornamental design for a vehicle lamp, as shown and described.

[30] **Foreign Application Priority Data**

DESCRIPTION

Jan. 15, 1998 [AU] Australia 77/98

[51] **LOC (6) Cl.** **26-06**

[52] **U.S. Cl.** **D26/28**

[58] **Field of Search** D26/28-36; 362/72,
362/157, 158, 183-208

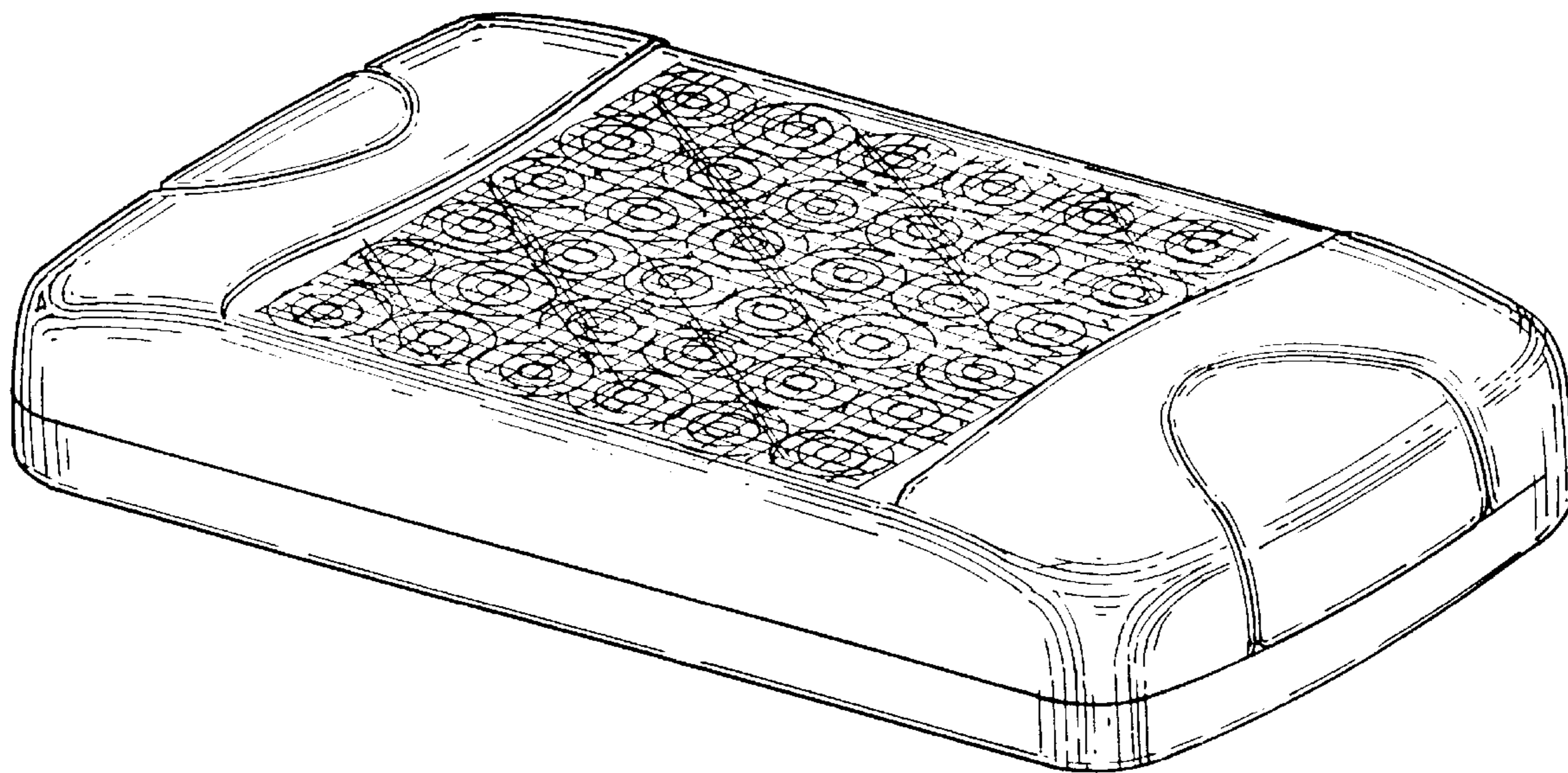
FIG. 1 is a perspective view;
FIG. 2 is a top plan view;
FIG. 3 is a side view with the opposite side being a mirror image;
FIG. 4 is an underneath plan view; and,
FIG. 5 is an end view.

[56] **References Cited**

U.S. PATENT DOCUMENTS

D. 357,328 4/1995 Magnusson et al. D26/28

1 Claim, 2 Drawing Sheets



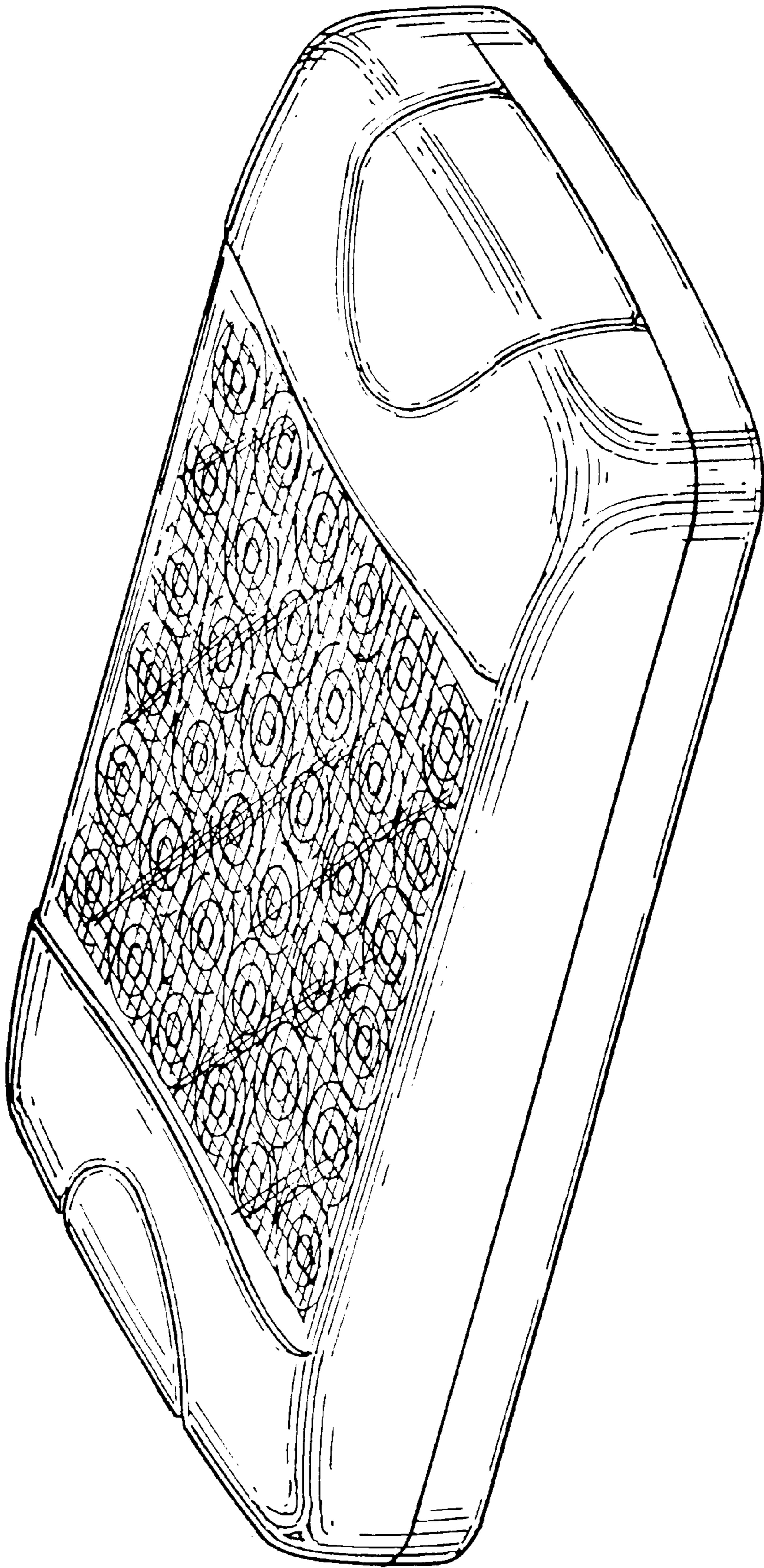


FIG. 1.




FIG. 2.




FIG. 3.

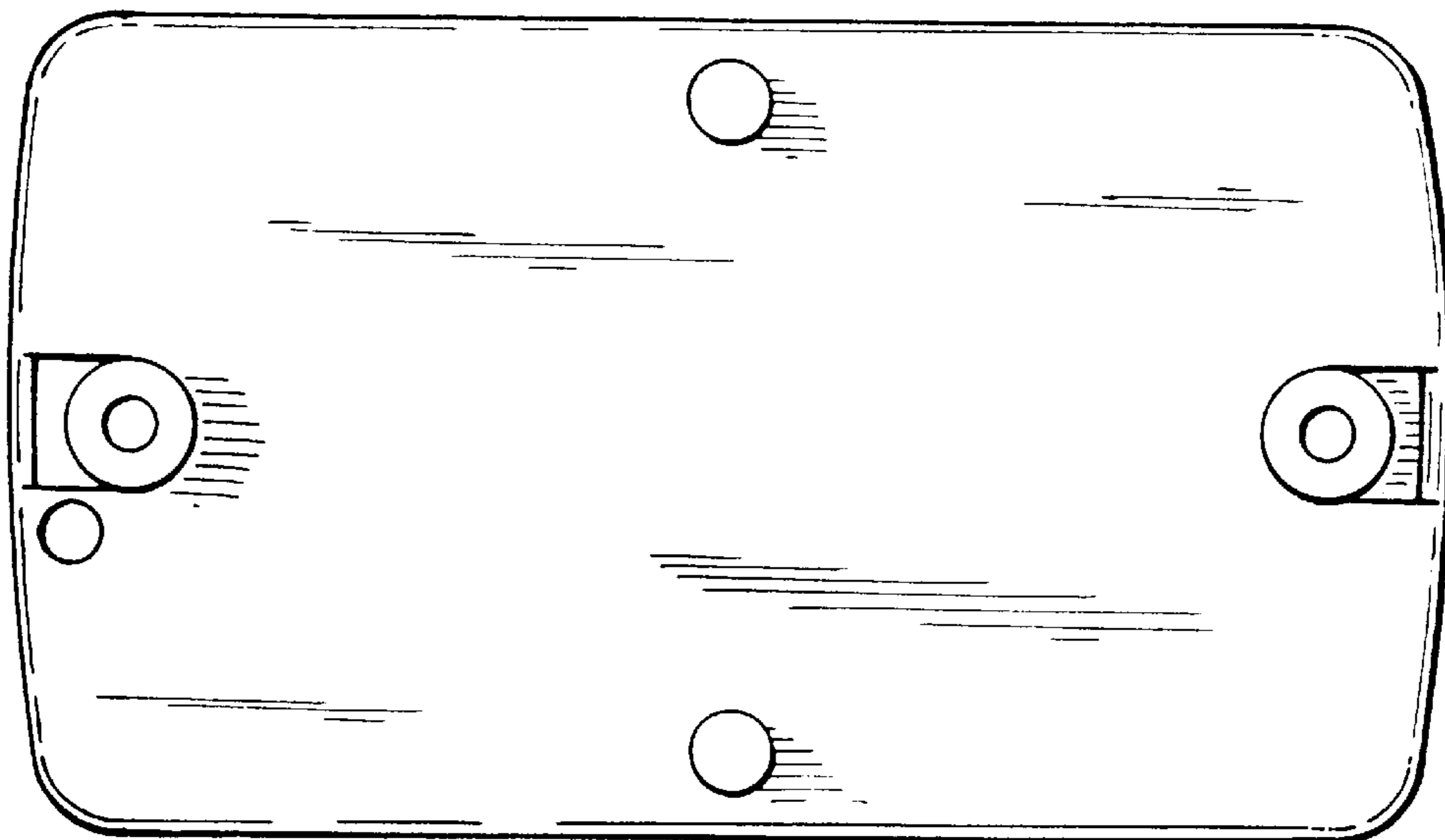


FIG. 4.




FIG. 5.