



US00D410756S

United States Patent [19]
Kleinberg

[11] **Patent Number: Des. 410,756**
[45] **Date of Patent: ** Jun. 8, 1999**

[54] **CANDLE HOLDER**

[75] Inventor: **Ira J. Kleinberg**, Great Neck, N.Y.

[73] Assignee: **Reliance Trading Corporation of America**, Blue Island, Ill.

[**] Term: **14 Years**

[21] Appl. No.: **29/093,209**

[22] Filed: **Sep. 3, 1998**

[51] **LOC (6) Cl.** **26-04**

[52] **U.S. Cl.** **D26/9; D26/19**

[58] **Field of Search** D26/6, 7, 9, 10,
D26/11, 16, 19; 431/288-291, 125, 126

[56] **References Cited**

U.S. PATENT DOCUMENTS

D. 36,954	6/1904	Perkins	D26/9
D. 150,000	6/1948	Cohen	D26/9
D. 237,736	11/1975	Lefgren	D26/9
D. 345,021	3/1994	Storey et al.	D26/19

Primary Examiner—Robin V. Taylor

Attorney, Agent, or Firm—Tilton, Fallon, Lungmus & Chestnut

[57] **CLAIM**

The ornamental design for a candle holder, as shown and described.

DESCRIPTION

FIG. 1 is a perspective view of the candle holder of the present invention;

FIG. 2 is a right side view of the candle holder shown in FIG. 1;

FIG. 3 is a top view of the candle holder shown in FIG. 1;

FIG. 4 is a front plan view of the candle holder shown in FIG. 1;

FIG. 5 is a rear plan view of the candle holder shown in FIG. 1; and,

FIG. 6 is a bottom view of the candle holder shown in FIG. 1.

The floating support of the candle holder shown in phantom lines is for illustrative purposes only and forms no part of the present invention.

1 Claim, 3 Drawing Sheets




FIG. 1




FIG. 2




FIG. 3

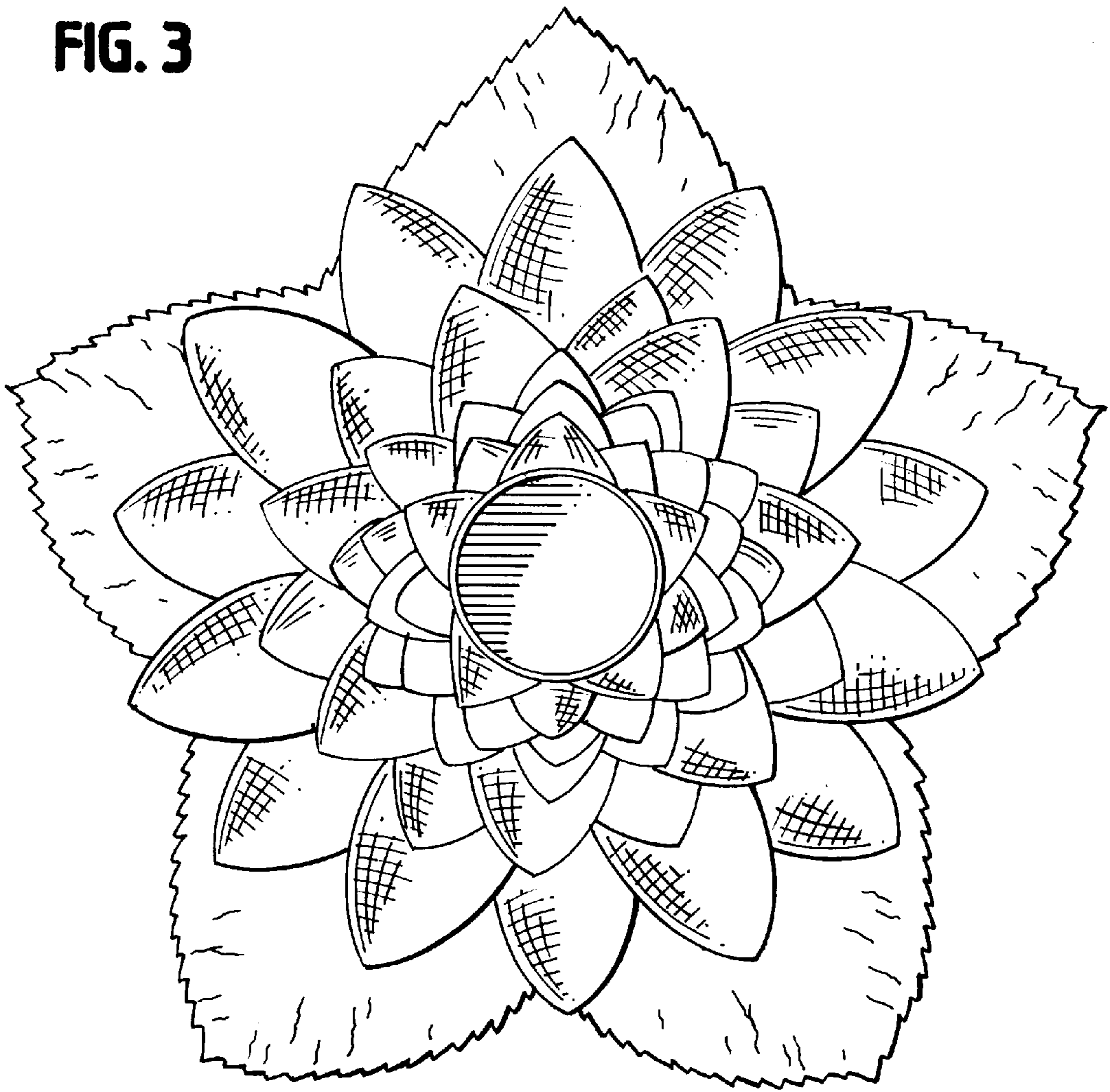


FIG. 4




FIG. 5




FIG. 6

