



US00D410733S

United States Patent [19]
Kan

[11] **Patent Number: Des. 410,733**
[45] **Date of Patent: ** Jun. 8, 1999**

[54] **ONE WAY VALVE BODY** 4,784,175 11/1988 Hicks 137/202

[75] Inventor: **Chi Chuen Kan**, Kowloon, The Hong Kong Special Administrative Region of the People's Republic of China

Primary Examiner—Robin V. Taylor
Attorney, Agent, or Firm—Schweitzer Cornman Gross & Bondell LLP

[73] Assignee: **Wealthy Way International Limited**, Kowloon, The Hong Kong Special Administrative Region of the People's Republic of China

[57] **CLAIM**

The ornamental design for a one way valve body, as shown and described

[**] Term: **14 Years**

DESCRIPTION

[21] Appl. No.: **29/076,631**

FIG. 1 is a first side elevational view of a one way valve body embodying my new design, the other side being a mirror image thereof;

[22] Filed: **Sep. 15, 1997**

FIG. 2 is a front elevational view thereof;

[51] **LOC (6) Cl.** **23-01**

FIG. 3 is a top plan view thereof;

[52] **U.S. Cl.** **D23/233**

FIG. 4 is a bottom plan view thereof;

[58] **Field of Search** D23/233-235,
D23/245-8; D24/109; 137/199, 202, 519;
251/360

FIG. 5 is a rear elevational view thereof; and,

FIG. 6 is a vertical cross-sectional view taken along line 6-6 of FIG.3.

[56] **References Cited**

U.S. PATENT DOCUMENTS

2,344,041 3/1944 Hoke et al. 251/360

1 Claim, 1 Drawing Sheet




FIG. 3


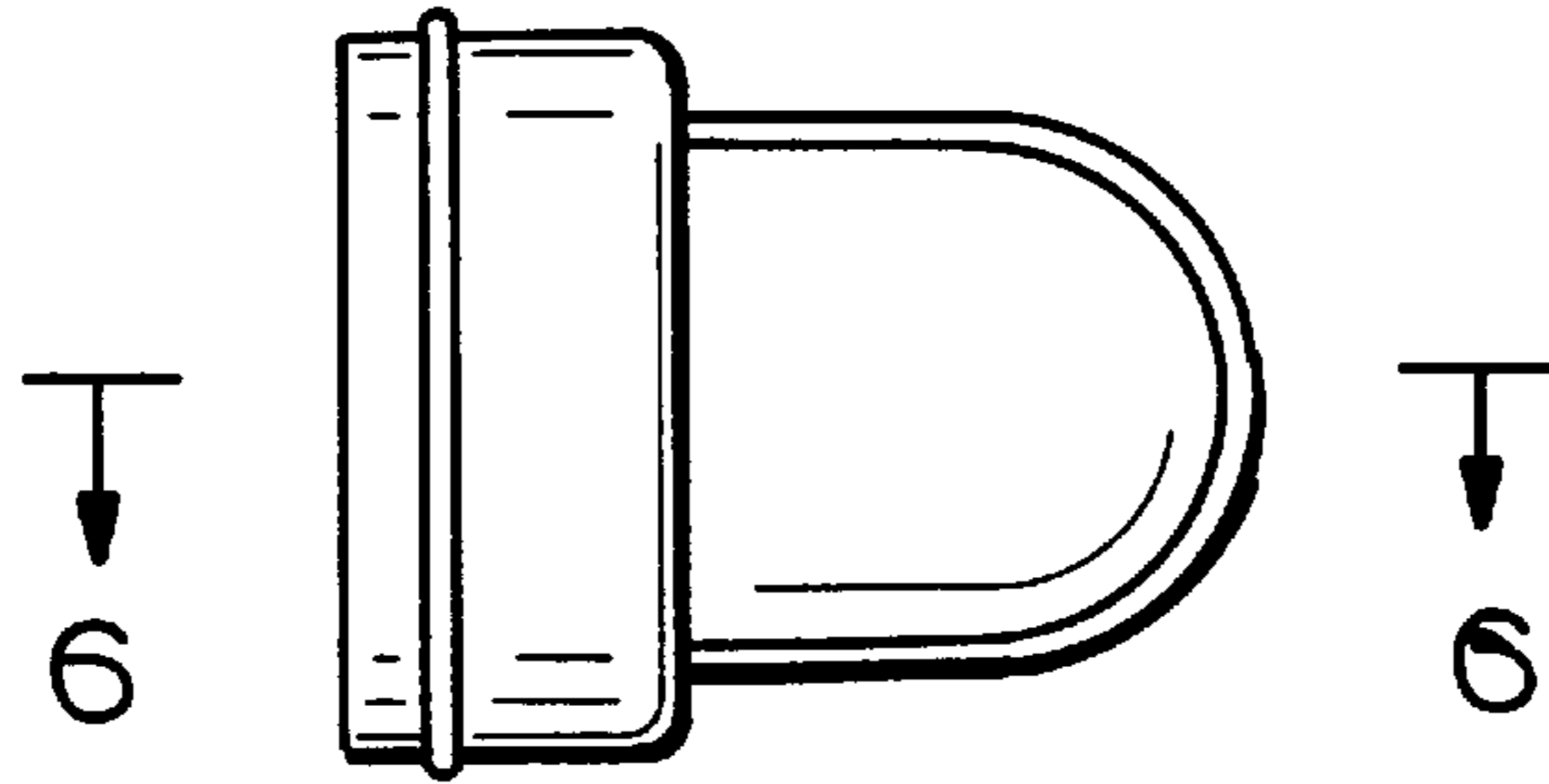


FIG. 1




FIG. 2

FIG. 4

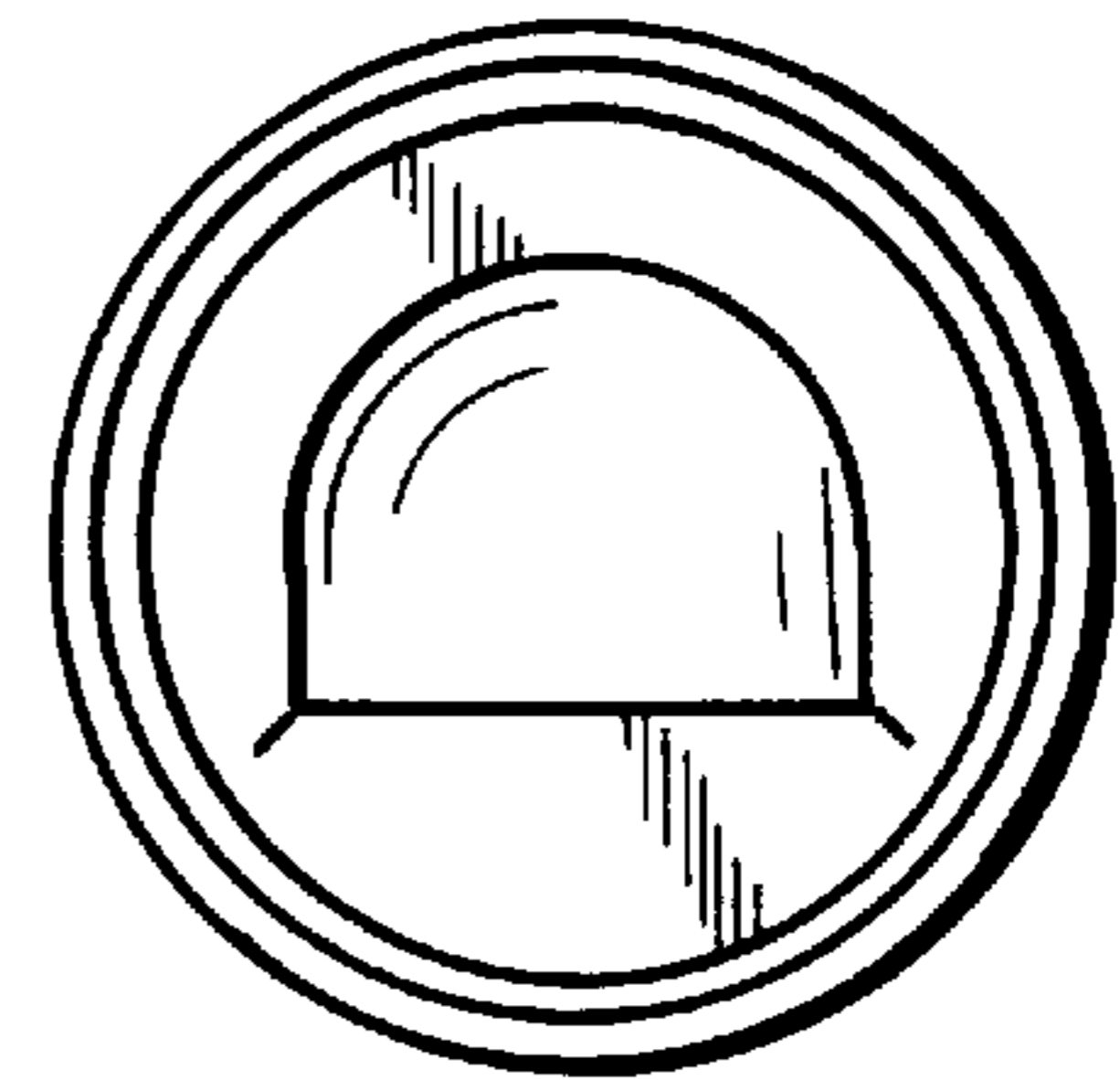
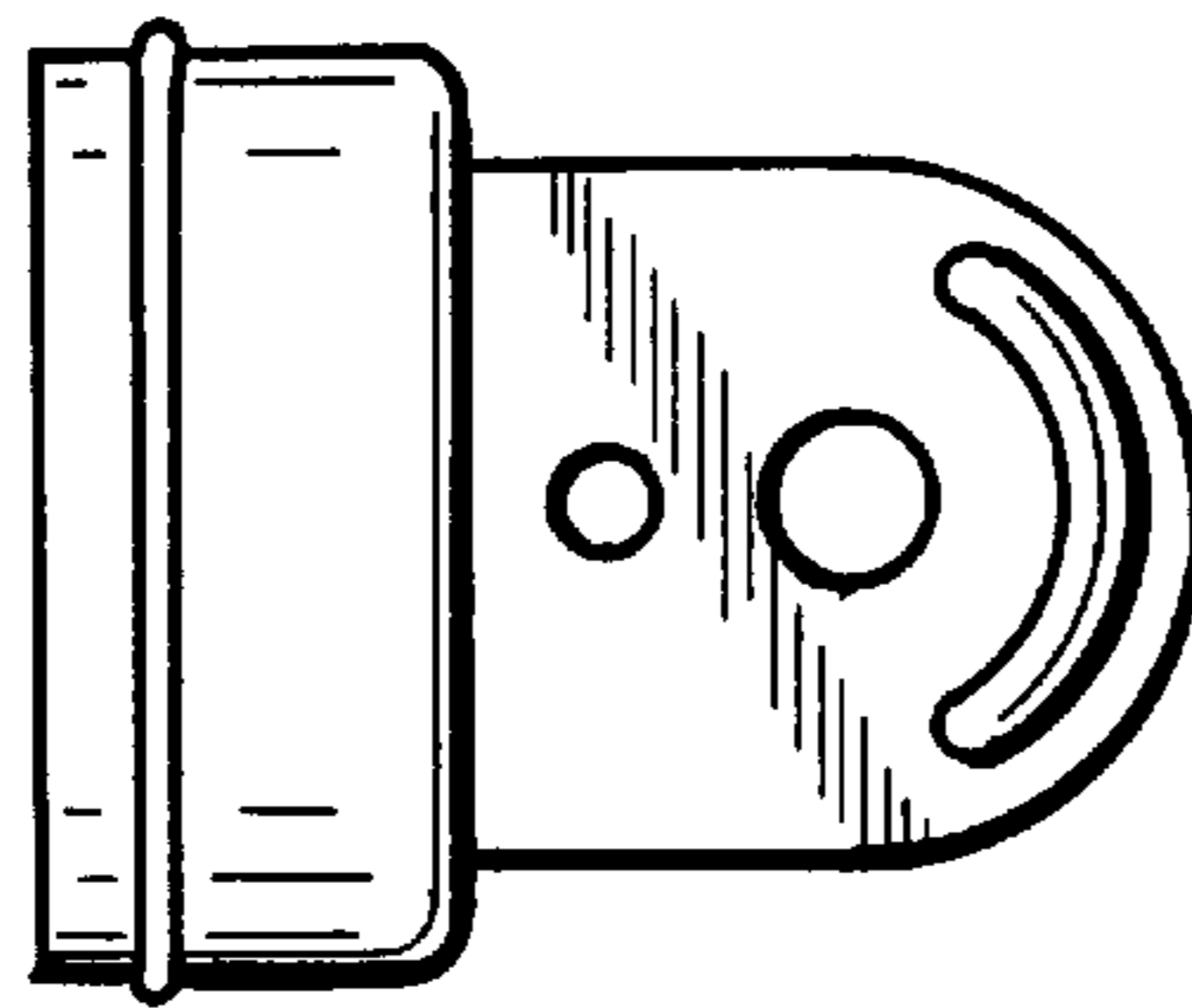


FIG. 5

FIG. 6

