



US00D410722S

**United States Patent** [19]  
**Davignon, II**

[11] **Patent Number: Des. 410,722**

[45] **Date of Patent: \*\* Jun. 8, 1999**

[54] **RECREATIONAL SWING SEAT**

[76] Inventor: **Robert W. Davignon, II**, 67 Deanville Rd., Attleboro, Mass. 02703

[\*\*] Term: **14 Years**

[21] Appl. No.: **29/086,788**

[22] Filed: **Apr. 20, 1998**

[51] **LOC (6) Cl. .... 21-03**

[52] **U.S. Cl. .... D21/823**

[58] **Field of Search .... D21/823, 824, D21/825; 472/118, 125**

D. 343,671 1/1994 Smith ..... D21/823  
D. 387,120 12/1997 Davignon, II ..... D21/825  
D. 387,121 12/1997 Davignon, II ..... D21/825

*Primary Examiner*—Mitchell I Siegel  
*Attorney, Agent, or Firm*—John A. Haug

[57] **CLAIM**

The ornamental design for a recreational swing seat, as shown.

**DESCRIPTION**



FIG. 1 is a top plan view of a recreational swing seat showing my design;  
FIG. 2 is a front elevational view thereof;  
FIG. 3 is a left side elevational view thereof;  
FIG. 4 is a right side elevational view thereof; and,  
FIG. 5 is a bottom plan view thereof.

[56] **References Cited**

**U.S. PATENT DOCUMENTS**

D. 191,274 9/1961 Williams et al. .... D21/823  
D. 221,877 9/1971 Richardson ..... D21/823  
D. 339,624 9/1993 Nolan ..... D21/823

**1 Claim, 1 Drawing Sheet**






FIGURE 1

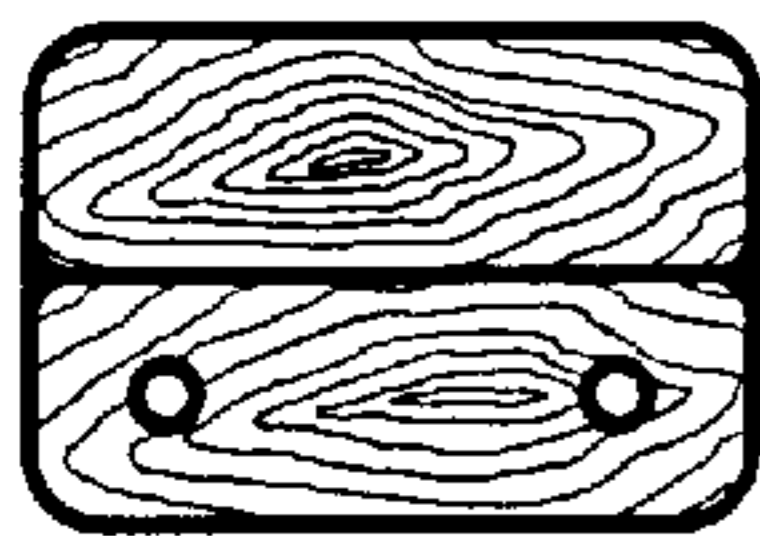


FIGURE 3



FIGURE 2

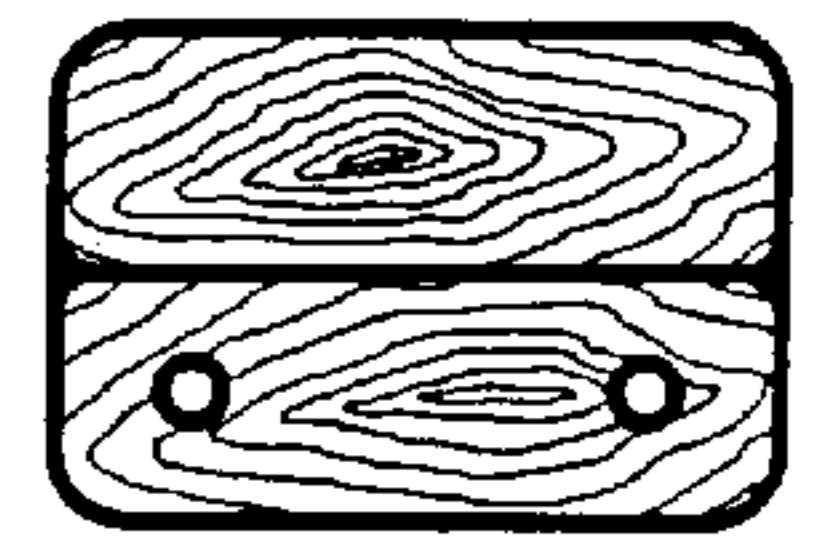


FIGURE 4




FIGURE 5