



US00D410655S

United States Patent [19]

Delhaes

[11] Patent Number: **Des. 410,655**

[45] Date of Patent: **** Jun. 8, 1999**

[54] TELEPHONE HANDSET

[75] Inventor: **Jose Delhaes**, Muhlheim am Main, Germany

[73] Assignee: **Alcatel Business Systems**, France

[**] Term: **14 Years**

[21] Appl. No.: **29/077,997**

[22] Filed: **Oct. 17, 1997**

[30] **Foreign Application Priority Data**

Apr. 23, 1997 [XH] Hague Agreement DM/039 952

[51] **LOC (6) Cl.** **14-03**

[52] **U.S. Cl.** **D14/248**

[58] **Field of Search** D14/137, 248, D14/138, 118, 101, 148, 147, 149-151, 140-142, 240, 241; 379/433-436, 419, 420, 428, 440; 455/550-575, 90

[56] **References Cited**

U.S. PATENT DOCUMENTS

D. 284,858 7/1986 Kao D14/248

D. 297,838	9/1988	Boykiw	D14/248
D. 299,027	12/1988	Boykiw	D14/248
D. 305,025	12/1989	Iino	D14/151
D. 376,804	12/1996	Mergenthaler et al.	D14/248
D. 394,065	5/1998	Nuttall et al.	D14/248
5,054,051	10/1991	Hoff	455/556

Primary Examiner—Jeffrey Asch
Attorney, Agent, or Firm—Roland Plottel

[57] **CLAIM**

I claim the ornamental design for a telephone handset, as shown.

DESCRIPTION

FIG. 1 is a bottom perspective view of a telephone handset, showing my new design.

FIG. 2 is a top perspective view thereof.

FIG. 3 is a right side perspective view thereof.

FIG. 4 is a left side perspective view thereof.

FIG. 5 is an enlarged front perspective view thereof; and,

FIG. 6 is an enlarged rear perspective view thereof.

1 Claim, 3 Drawing Sheets



FIG. 1




FIG. 2




FIG. 3




FIG. 4




FIG. 5



FIG. 6

