



US00D410636S

United States Patent [19]

Arthur et al.

[11] Patent Number: **Des. 410,636**

[45] Date of Patent: **** Jun. 8, 1999**

[54] **ELECTRONIC NOTEPAD**

[75] Inventors: **David Joseph Arthur**, Norwood;
Joseph David Arruda, III, Swansea;
Brian Keith Mullins, Groton; **Ronald J. Vish**, Somerville; **Terrence Keith Jones**, Sharon, all of Mass.

[73] Assignee: **A.T.X. International, Inc.**, Lincoln, R.I.

[**] Term: **14 Years**

[21] Appl. No.: **29/091,861**

[22] Filed: **Aug. 7, 1998**

[51] **LOC (6) Cl.** **14-02**

[52] **U.S. Cl.** **D14/100; D19/52**

[58] **Field of Search** D14/100, 106,
D14/115; D18/1, 2, 7; D19/52, 59, 60;
345/156, 168, 169, 172, 87, 173; 341/22,
23; 364/708.1; 349/12

[56] **References Cited**

U.S. PATENT DOCUMENTS

D. 194,517 2/1963 Banks D19/52

D. 317,151	5/1991	Daly	D14/100
D. 333,125	2/1993	Komada et al.	D14/100
D. 373,118	8/1996	Naruki	D14/100
D. 395,639	6/1998	Ham et al.	D14/100
D. 396,452	7/1998	Naruki	D14/107

Primary Examiner—Freda Nunn
Attorney, Agent, or Firm—Notaro & Michalos P.C.

[57] **CLAIM**

The ornamental design for an electronic notepad, as shown and described.

DESCRIPTION

FIG. 1 is a top front right side perspective view of an electronic note pad showing our new design wherein a pen is shown in a receptacle at the upper end of the pad in broken lines for illustrative purposes only and forms no part of the claimed design.

FIG. 2 is a bottom side elevational view thereof;

FIG. 3 is a top side elevational view thereof;

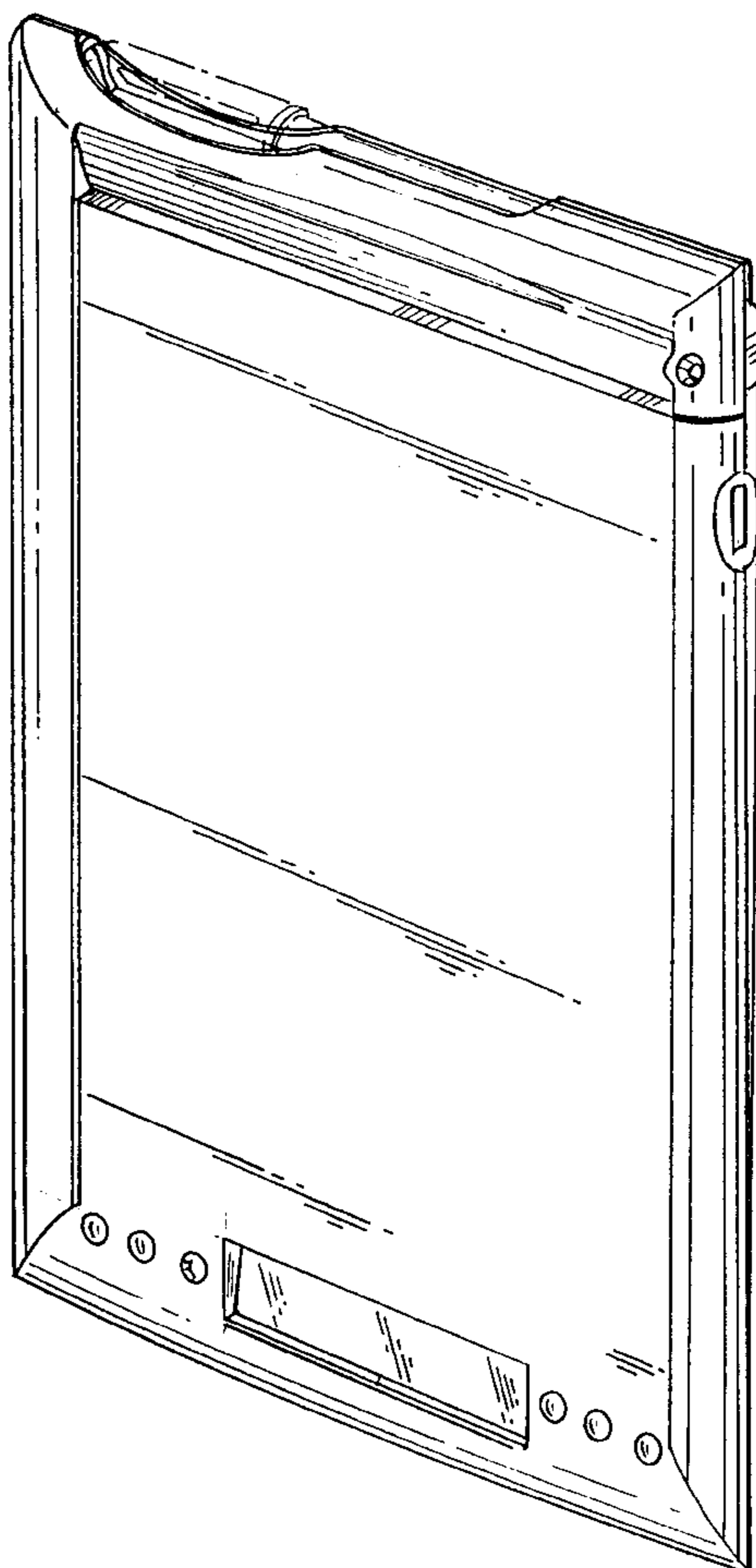
FIG. 4 is a front elevational view thereof;

FIG. 5 is a right side elevational view thereof;

FIG. 6 is a rear elevational view thereof; and,

FIG. 7 is a left side elevational view thereof.

1 Claim, 3 Drawing Sheets



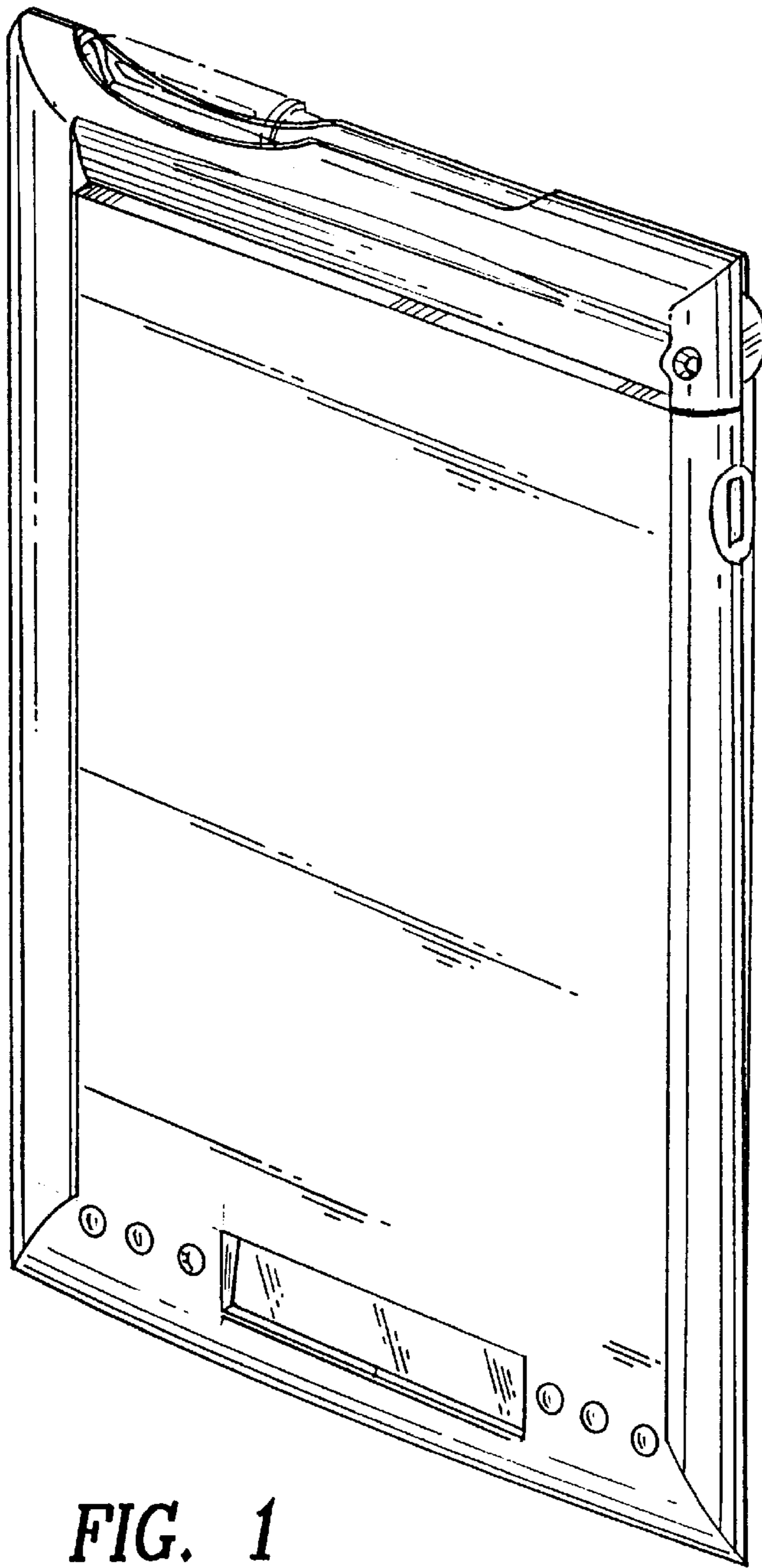


FIG. 1




FIG. 2




FIG. 3

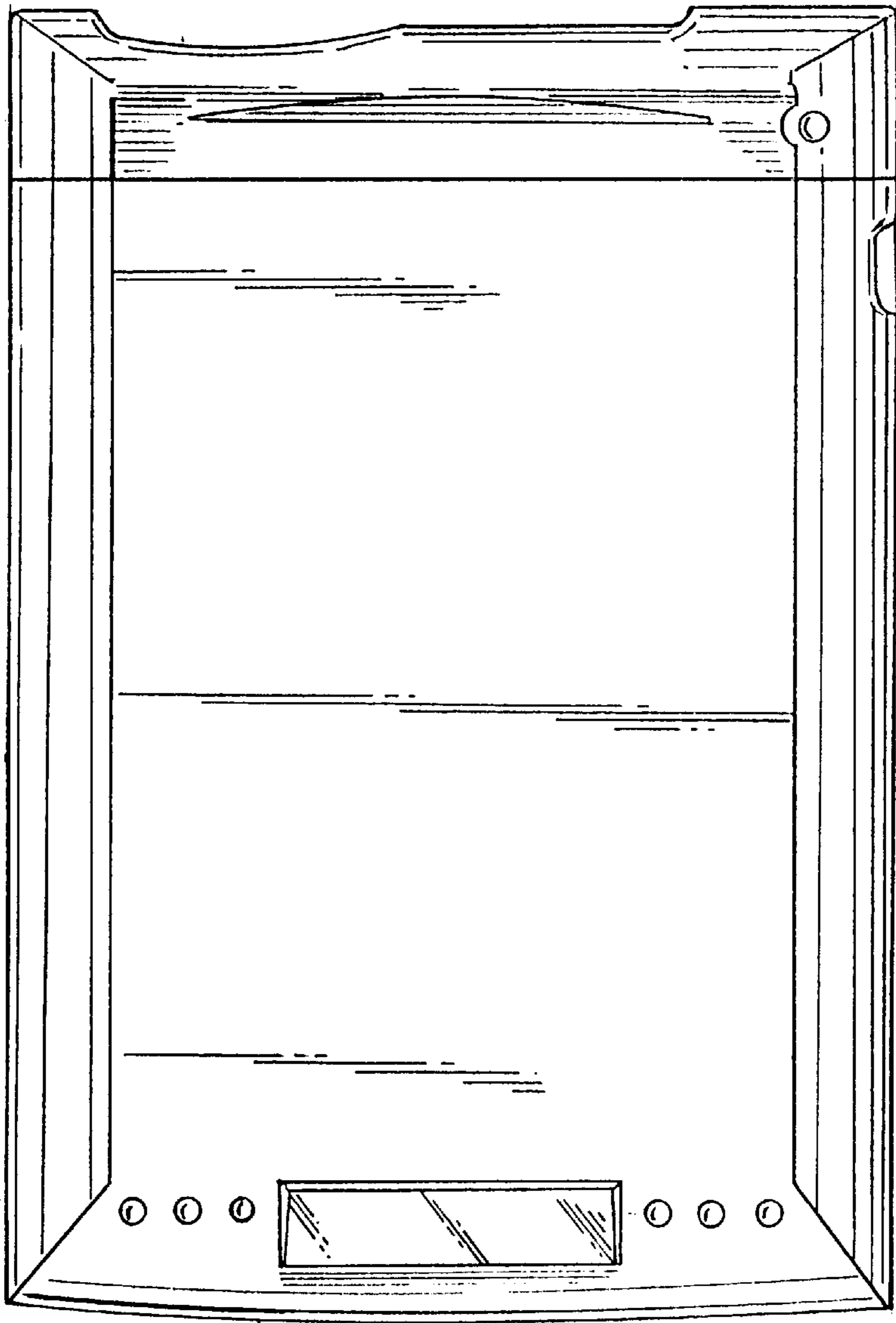


FIG. 4

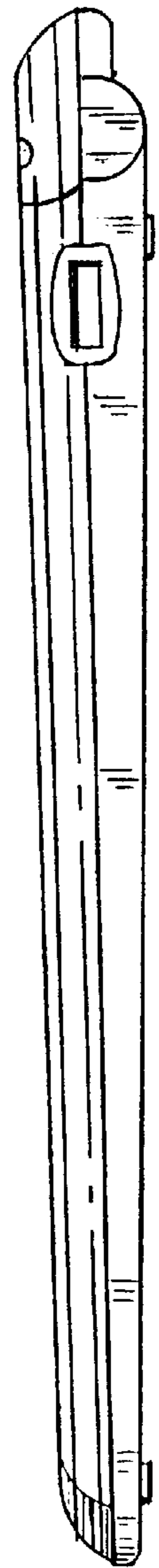


FIG. 5

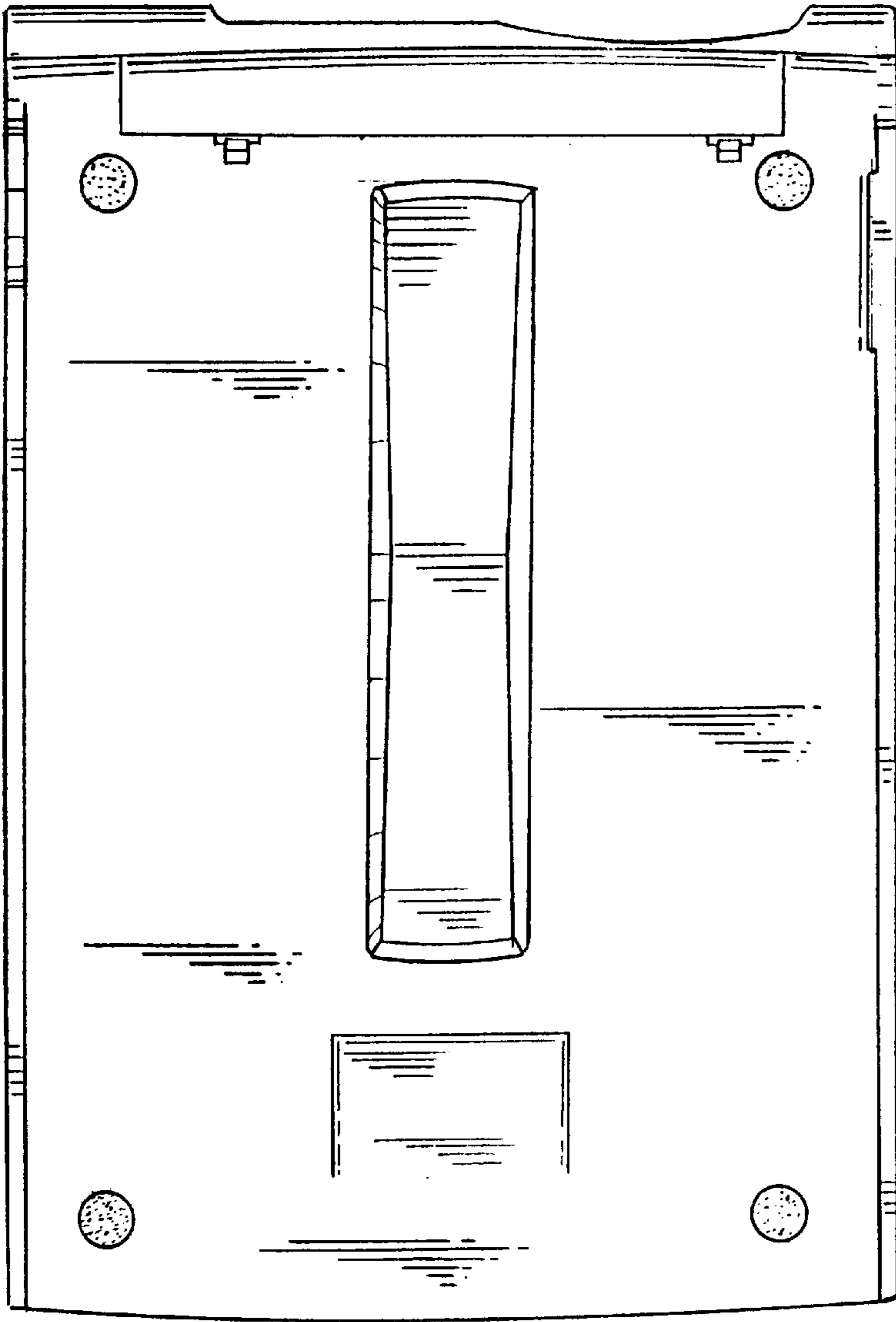


FIG. 6



FIG. 7