



US00D410619S

United States Patent [19]
Hamowy

[11] **Patent Number: Des. 410,619**
[45] **Date of Patent: ** Jun. 8, 1999**

[54] **DECORATIVE BASKET**

D. 126,564 4/1941 Andrews D12/407
D. 312,225 11/1990 Morando D3/306
2,889,096 6/1959 Glenny 224/420

[75] Inventor: **Lewis Hamowy**, Brooklyn, N.Y.

[73] Assignee: **Cycle Express Inc.**, New York, N.Y.

[**] Term: **14 Years**

Primary Examiner—Pamela Burgess
Attorney, Agent, or Firm—Levisohn, Lerner, Berger & Langsam

[21] Appl. No.: **29/083,935**

[57] **CLAIM**

[22] Filed: **Feb. 20, 1998**

The design for the decorative basket, as shown and described.

[51] **LOC (6) Cl.** **12-16**

DESCRIPTION

[52] **U.S. Cl.** **D12/407; D3/306**

[58] **Field of Search** D12/407; D3/304,
D3/306; D11/143, 148, 149; 224/400, 275,
268; 217/122-125


FIG. 1 is a front elevation view of the decorative basket;
FIG. 2 is a top plan view thereof;
FIG. 3 is a right side view thereof;
FIG. 4 is a left side view thereof;
FIG. 5 is a rear elevational view thereof; and,
FIG. 6 is a bottom plan view thereof.

[56] **References Cited**

U.S. PATENT DOCUMENTS

D. 61,667 11/1922 Shearer D3/306

1 Claim, 6 Drawing Sheets






FIG. 1

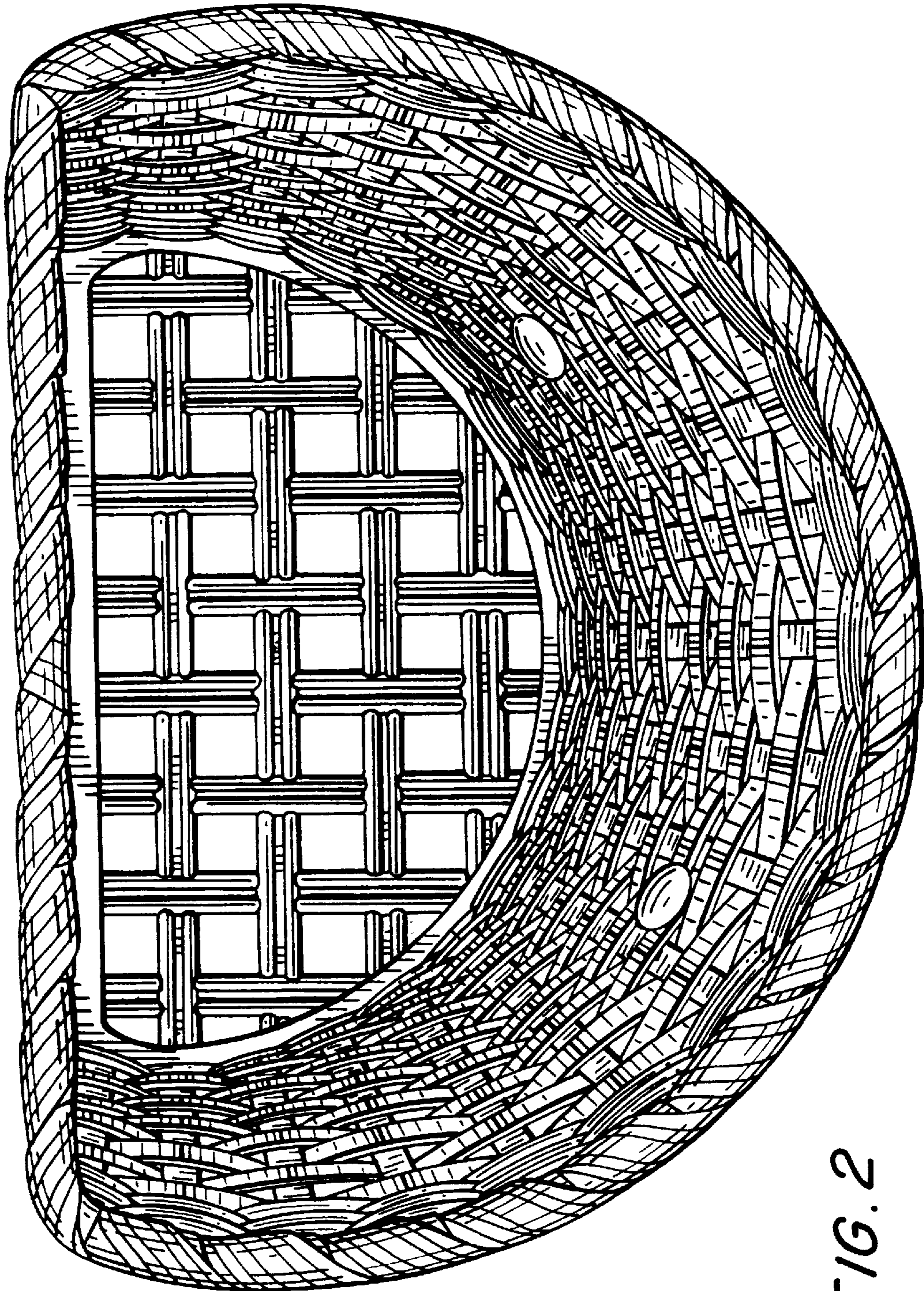


FIG. 2





FIG. 3

FIG. 4






FIG. 5

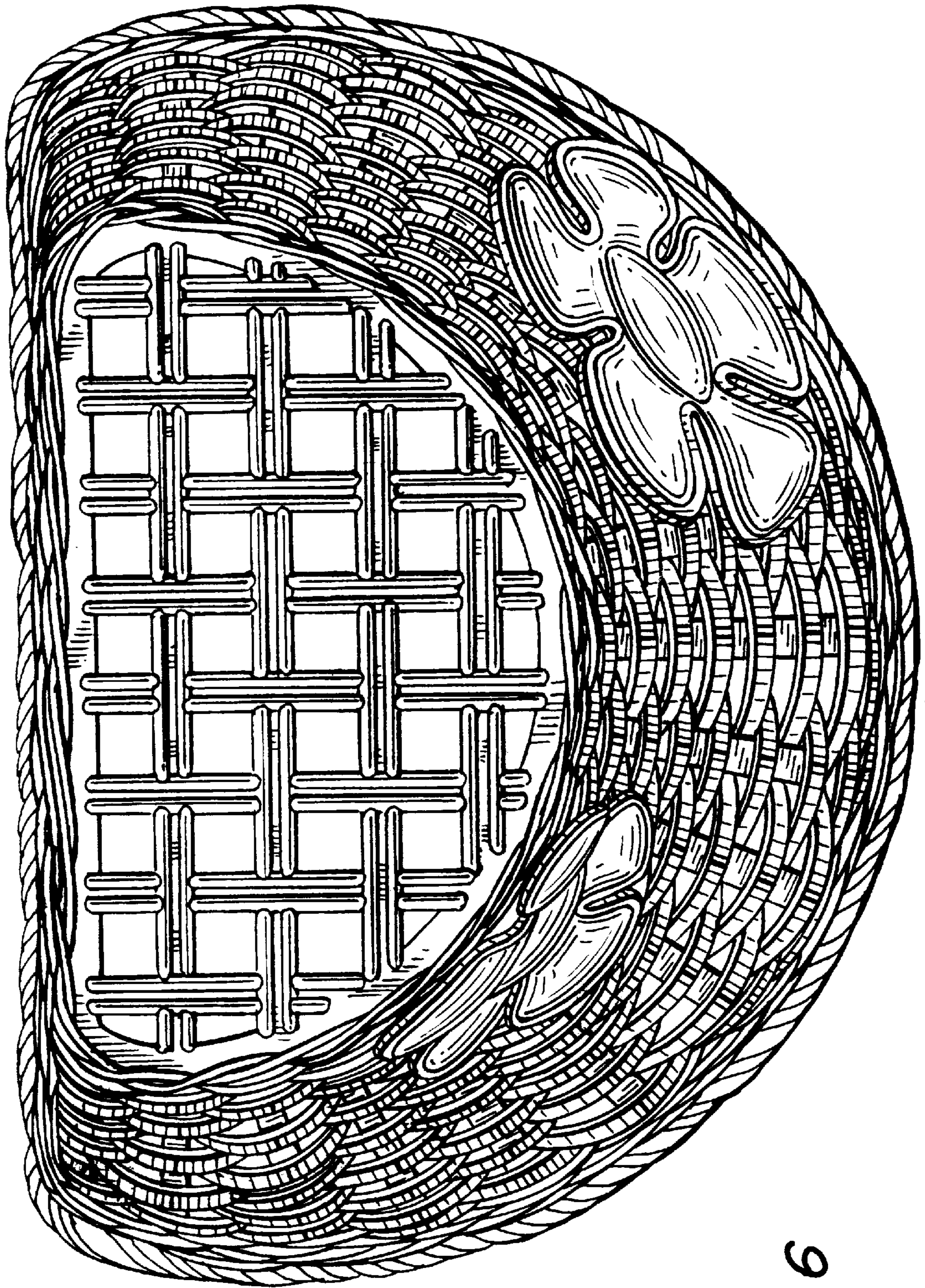


FIG. 6