



US00D410615S

United States Patent [19] Nogal

[11] **Patent Number: Des. 410,615**
[45] **Date of Patent: ** Jun. 8, 1999**

[54] **SPOKE DESIGN FOR AN AUTOMOTIVE VEHICLE WHEEL**
[75] Inventor: **Leonardo Nogal**, Long Beach, Calif.
[73] Assignee: **American Racing Equipment, Inc.**, Rancho Dominguez, Calif.
[**] Term: **14 Years**
[21] Appl. No.: **29/087,391**
[22] Filed: **May 1, 1998**
[51] **LOC (6) Cl.** **12-16**
[52] **U.S. Cl.** **D12/209**
[58] **Field of Search** D12/204-213;
301/64.1, 65, 37.1

D. 390,822 2/1998 Neeper D12/209
D. 394,836 6/1998 Cullen D12/209
D. 395,031 6/1998 Timm .
D. 395,862 7/1998 Cullen D12/209

OTHER PUBLICATIONS

Prime Wheel Catalog, 1994.
Performance Handbook, 1996, pp. 31, 46 & 49.
American Racing Equipment Custom Wheels 1995, *American Racing Equipment*, pp. 3 & 5 (1994).
American Racing Equipment Custom Wheels 1990, *American Racing Equipment* (1989).
Performance Wheel, Tire & Suspension Handbook, A Supplement to SEMA News, pp. 9, 38 & 47.

Primary Examiner—Doris V. Coles
Assistant Examiner—Stacia Sinuik
Attorney, Agent, or Firm—Thompson Hine & Flory LLP

[56] **References Cited**

U.S. PATENT DOCUMENTS

D. 268,260 3/1983 Kerschbaum et al. D12/209
D. 363,457 10/1995 Coddington D12/701
D. 363,910 11/1995 Chung D12/209
D. 366,641 1/1996 Neeper D12/209
D. 371,761 7/1996 Abbott D12/209
D. 378,078 2/1997 Cattaneo D12/205
D. 384,629 10/1997 Nagashima D12/209
D. 384,631 10/1997 Cullen D12/209
D. 384,633 10/1997 Syring D12/211
D. 384,929 10/1997 Neeper D12/209
D. 384,930 10/1997 Hale, Jr. D12/209
D. 384,932 10/1997 Cullen D12/211
D. 385,246 10/1997 Neeper D12/209


[57] **CLAIM**

The ornamental design for a spoke design for an automotive vehicle wheel, as shown and described.

DESCRIPTION

FIG. 1 is a side perspective view of my new spoke design for an automotive vehicle wheel; and, FIG. 2 is a front elevational view of the design of FIG. 1. The broken lines shown in FIGS. 1 and 2 of the drawing are for illustrative purposes only and the subject matter depicted thereby constitutes no part of the claimed design.

1 Claim, 1 Drawing Sheet



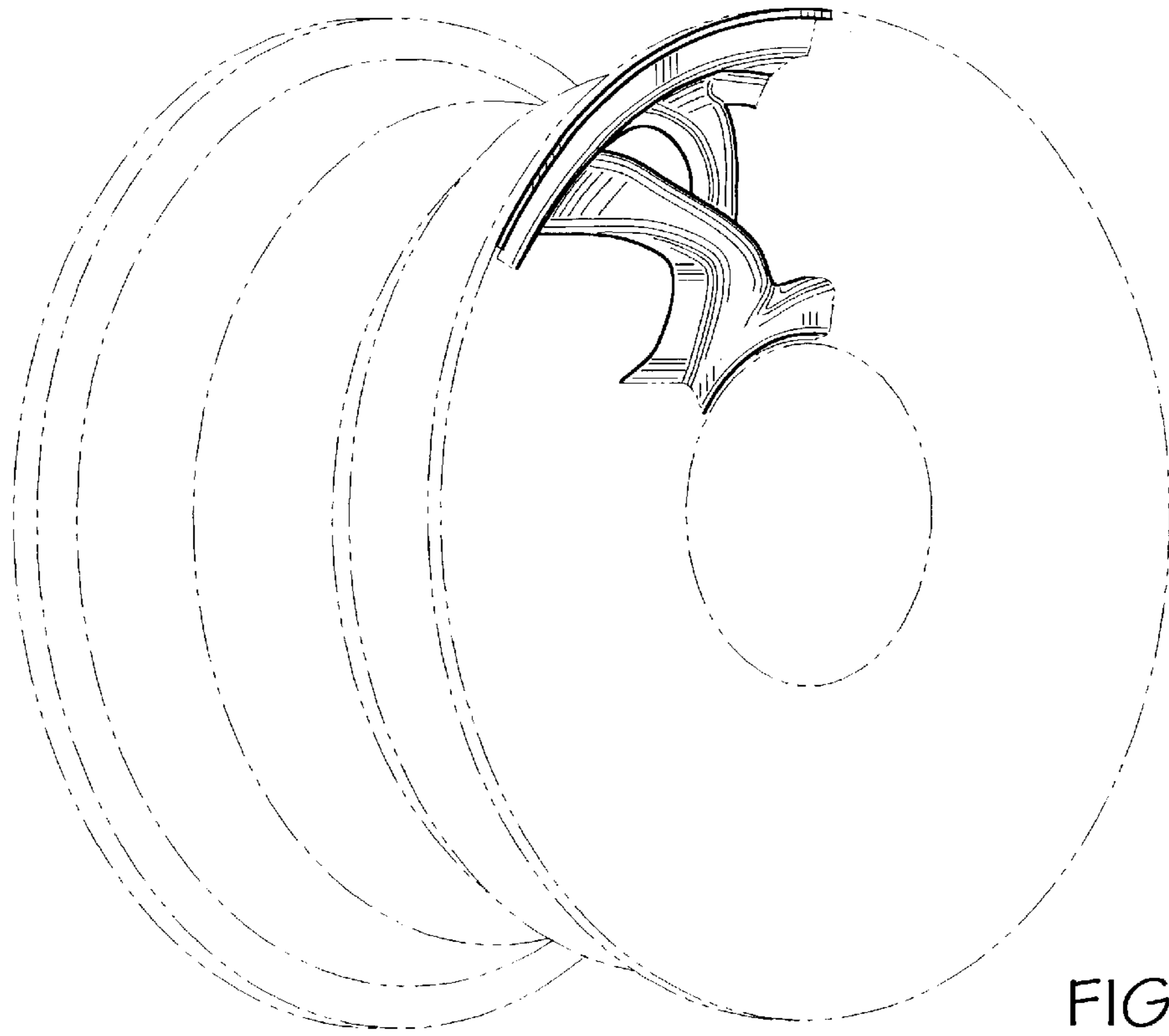


FIG. 1

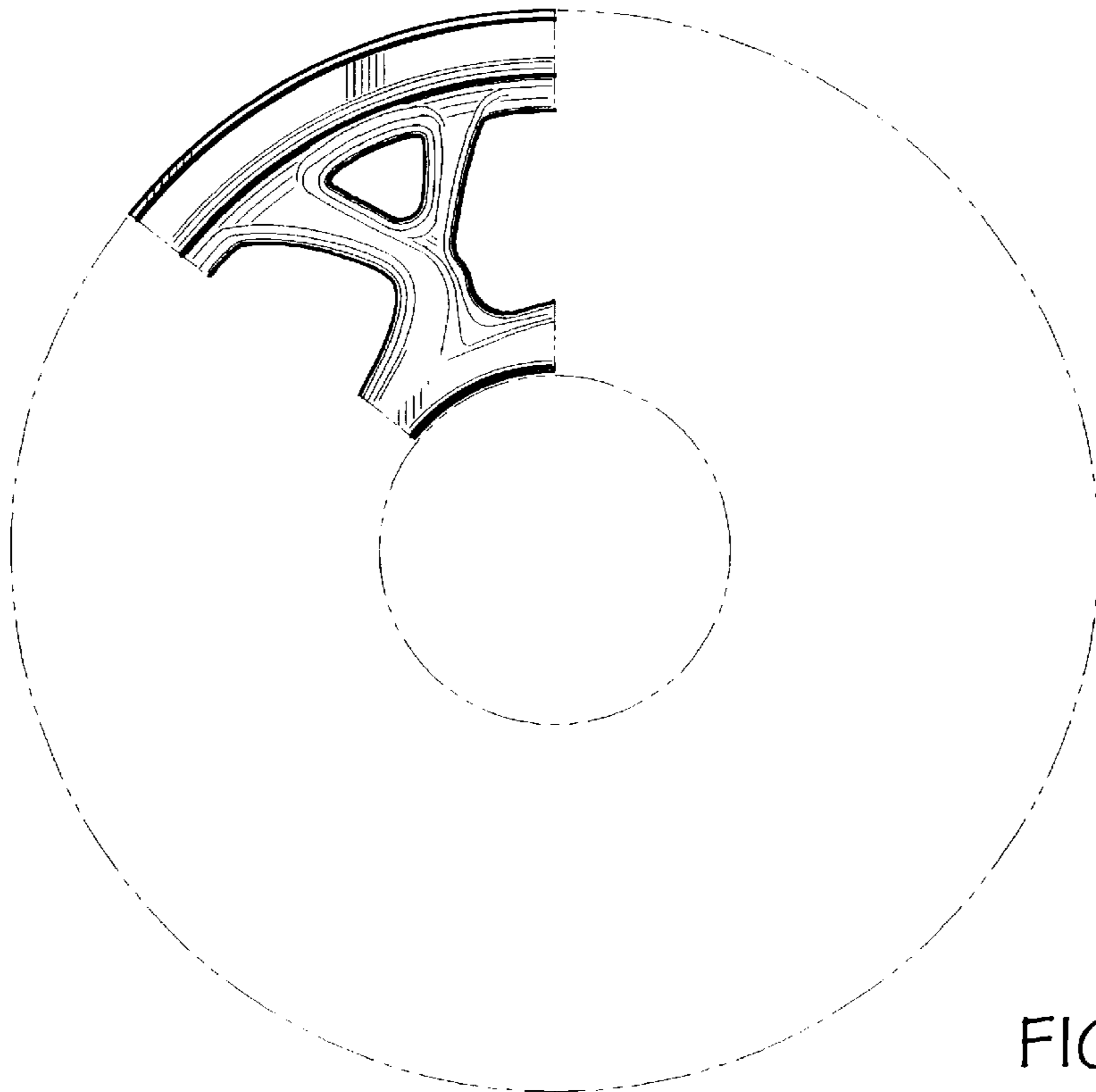


FIG. 2