



US00D410613S

United States Patent [19]

Brown et al.

[11] Patent Number: **Des. 410,613**

[45] Date of Patent: **** Jun. 8, 1999**

[54] **FRONT FACE OF A CUSTOM WHEEL**

[76] Inventors: **Larry P. Brown**, 274 W. Los Flores Dr., Altadena, Calif. 91001; **Frederick D. Brown**, 3732 S. Dalton Ave., Los Angeles, Calif. 90018

[**] Term: **14 Years**

[21] Appl. No.: **29/075,803**

[22] Filed: **Aug. 22, 1997**

[51] **LOC (6) Cl.** **12-16**

[52] **U.S. Cl.** **D12/209**

[58] **Field of Search** D12/204-213;
301/64.1, 65, 37.1

D. 375,716	11/1996	Dehner	D12/209
D. 382,242	8/1997	Brown et al.	D12/209
D. 383,428	9/1997	Brown et al.	D12/209
D. 383,723	9/1997	Muzzarelli et al.	D12/209
D. 384,928	10/1997	Neeper	D12/209
D. 385,839	11/1997	Cullen	D12/209
D. 385,843	11/1997	Cullen	D12/209

Primary Examiner—Doris V. Coles
Assistant Examiner—Stacia Sinuik
Attorney, Agent, or Firm—Lyon & Lyon LLP

[57] CLAIM

The ornamental design for a front face of a custom wheel, as shown and described.

DESCRIPTION

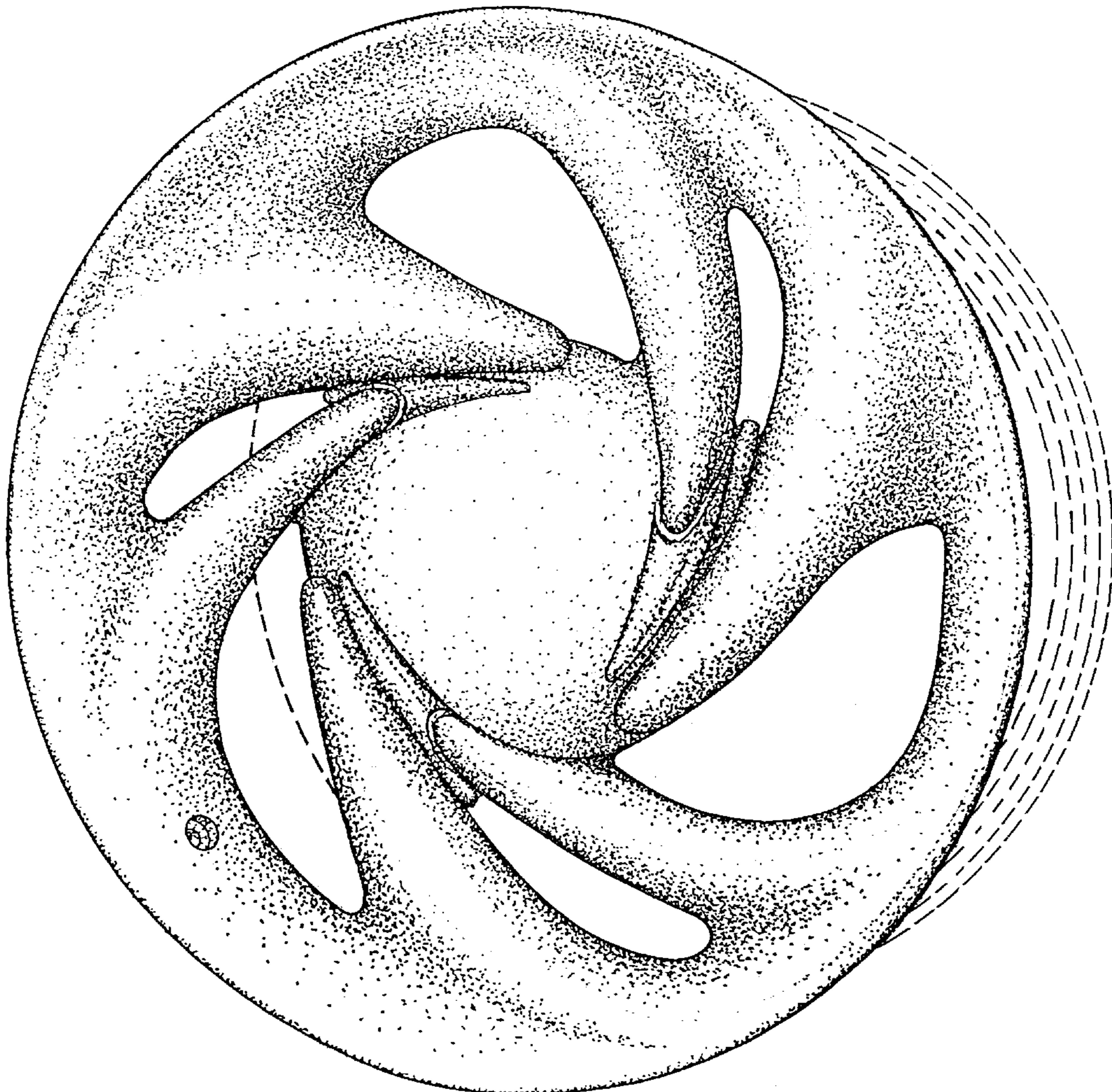
FIG. 1 is a front elevational view thereof; and, FIG. 2 is a front right side perspective view thereof. The broken line showing of environment is for illustrative purposes only and forms no part of the claimed design.

[56] References Cited

U.S. PATENT DOCUMENTS

D. 351,371	10/1994	Abele	D12/209
D. 364,844	12/1995	Chien	D12/209
D. 365,318	12/1995	Neeper	D12/209
D. 366,641	1/1996	Neeper	D12/209

1 Claim, 2 Drawing Sheets



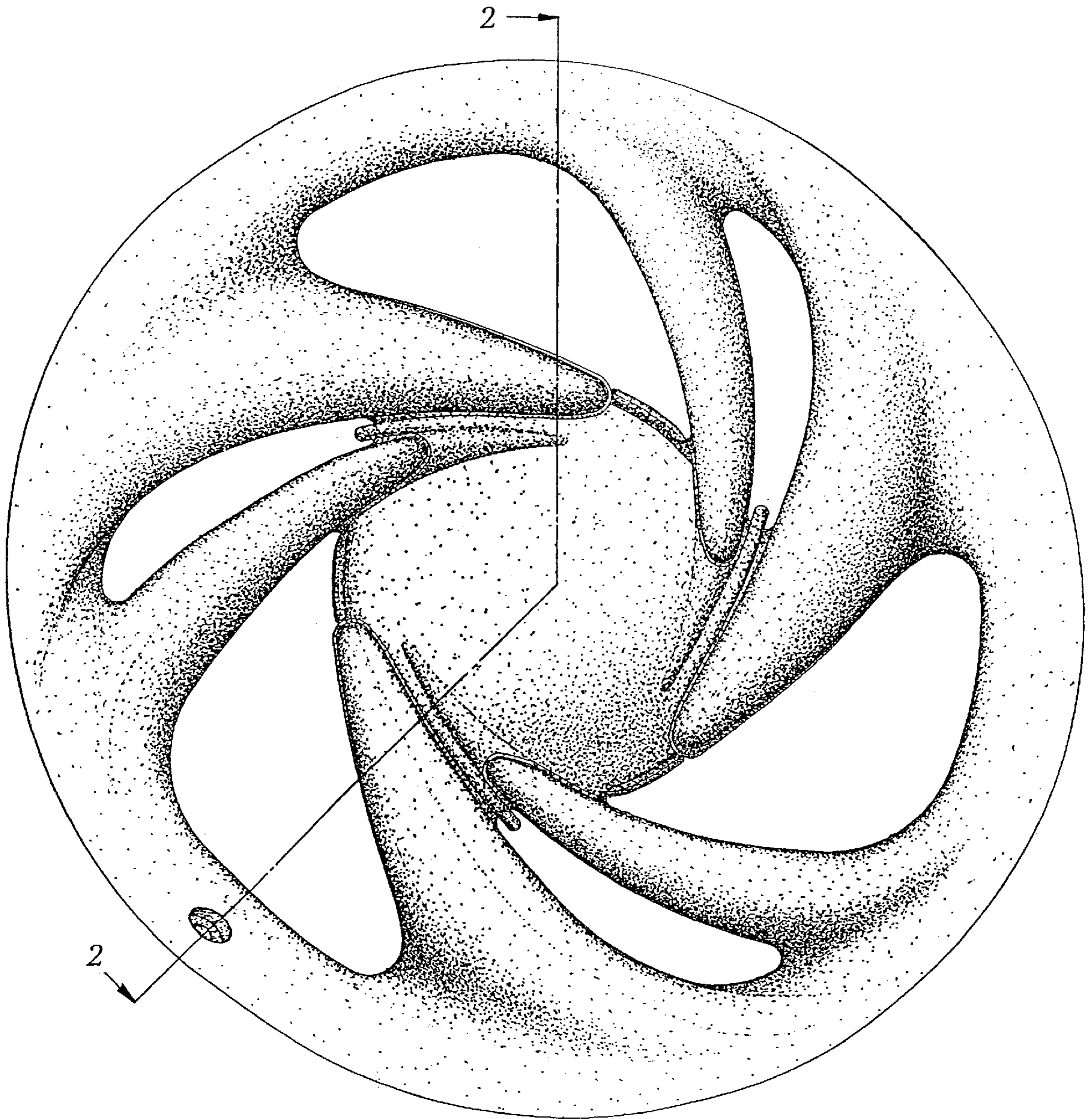


Fig. 1

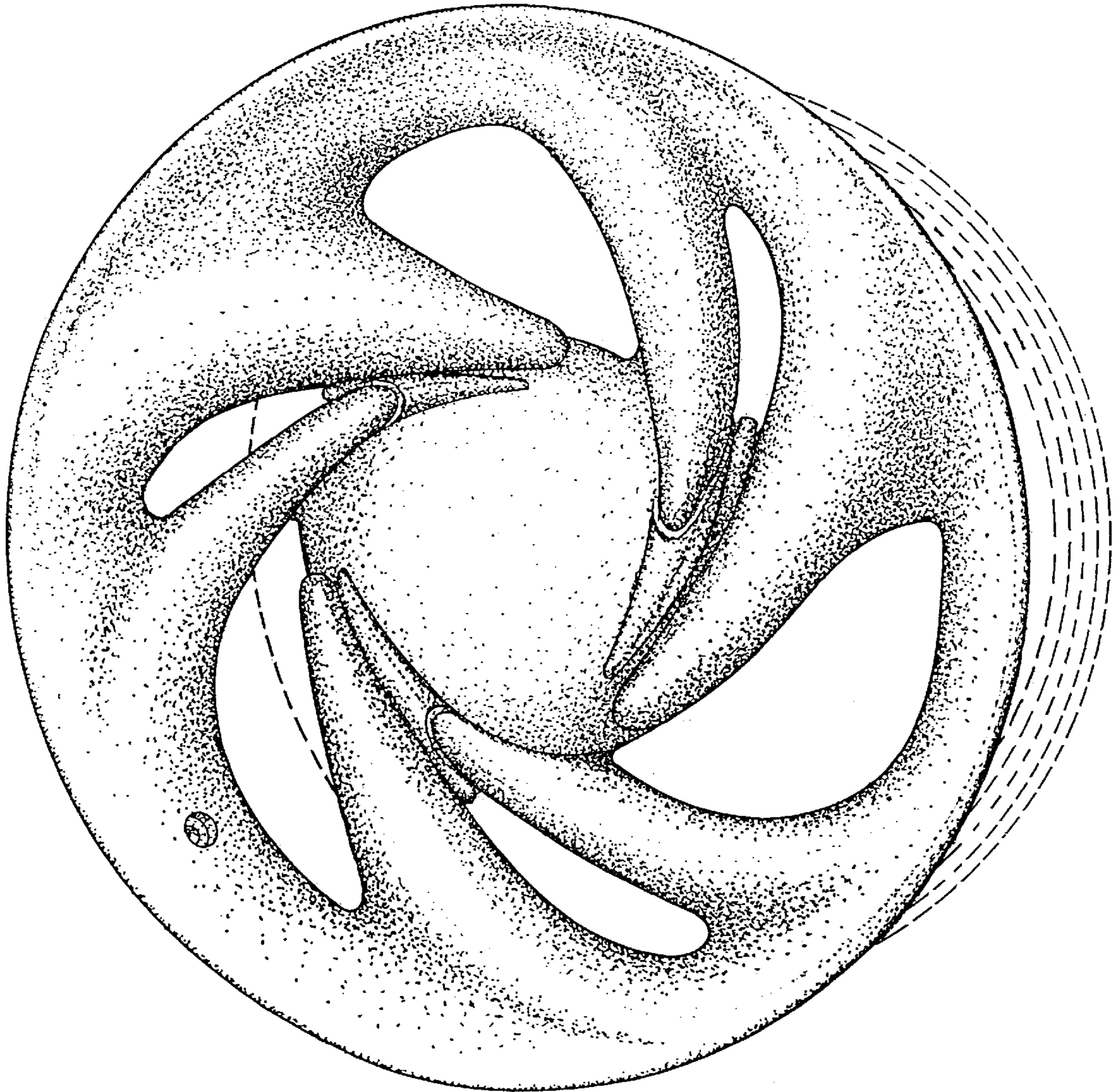


Fig. 2