



US00D410610S

United States Patent [19]

Gerisch et al.

[11] Patent Number: **Des. 410,610**

[45] Date of Patent: **** Jun. 8, 1999**

[54] **TRUCK BODY—TRUNK**

[75] Inventors: **Mark E. Gerisch**, Two Rivers, Wis.;
Ronnie C. Sims, St. Clair Shores,
Mich.

[73] Assignee: **Constant Velocity LLC**, Two Rivers,
Wis.

[**] Term: **14 Years**

[21] Appl. No.: **29/087,305**

[22] Filed: **Apr. 30, 1998**

[51] **LOC (6) Cl.** **12-16**

[52] **U.S. Cl.** **D12/196; D12/98**

[58] **Field of Search** **D12/93, 92, 96,**
D12/98; 296/183

D. 318,034	7/1991	Moriarty et al.	D12/98
D. 318,829	8/1991	Wada et al.	D12/96
D. 326,832	6/1992	Hirschberg	D12/98
D. 336,266	6/1993	Hunter	D12/98
D. 352,484	11/1994	Mack et al.	D12/96
D. 352,485	11/1994	Creed et al.	D12/98
D. 357,213	4/1995	Hunter et al.	D12/98
D. 357,887	5/1995	Sacco et al.	D12/92
D. 358,569	5/1995	Ramaciotti	D12/92
D. 361,046	8/1995	Watkins et al.	D12/92
D. 396,666	8/1998	Allen	D12/98
4,758,038	7/1988	Okada	296/26
5,135,280	8/1992	Geletka	296/107

Primary Examiner—Melody N. Brown
Attorney, Agent, or Firm—Whyte Hirschboeck Dudek

[57] CLAIM

The ornamental design for a truck body—trunk, as shown and described.

DESCRIPTION

FIG. 1 is a front perspective view of a truck body—trunk showing our new design;

FIG. 2 is a back perspective view; and,

FIG. 3 is a side elevation view, with the opposite side being a mirror image.


The broken lines shown in all figures are for illustrative purposes only and form no part of the claimed design.

1 Claim, 3 Drawing Sheets

[56] References Cited

U.S. PATENT DOCUMENTS

D. 166,705	5/1952	Ornas, Jr.	D12/98
D. 168,112	11/1952	Ornas, Jr.	D12/98
D. 173,453	11/1954	Ornas, Jr.	D12/98
D. 177,190	3/1956	Ornas, Jr.	D12/98
D. 177,773	5/1956	Stier et al.	D12/98
D. 178,434	7/1956	Stier et al.	D12/98
D. 191,101	8/1961	Ornas, Jr.	D12/98
D. 284,955	8/1986	Loubser	D12/98



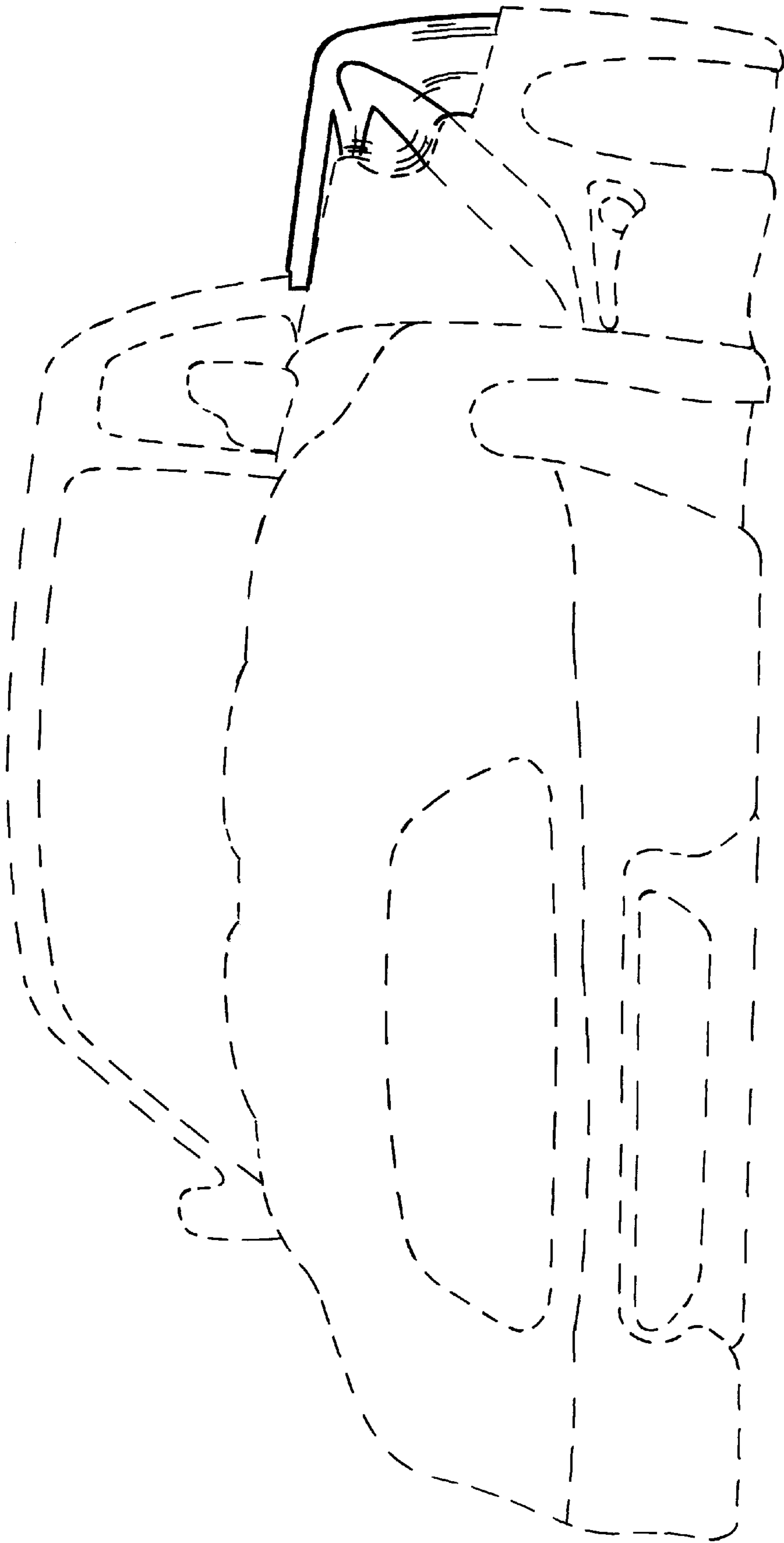


FIG. 1

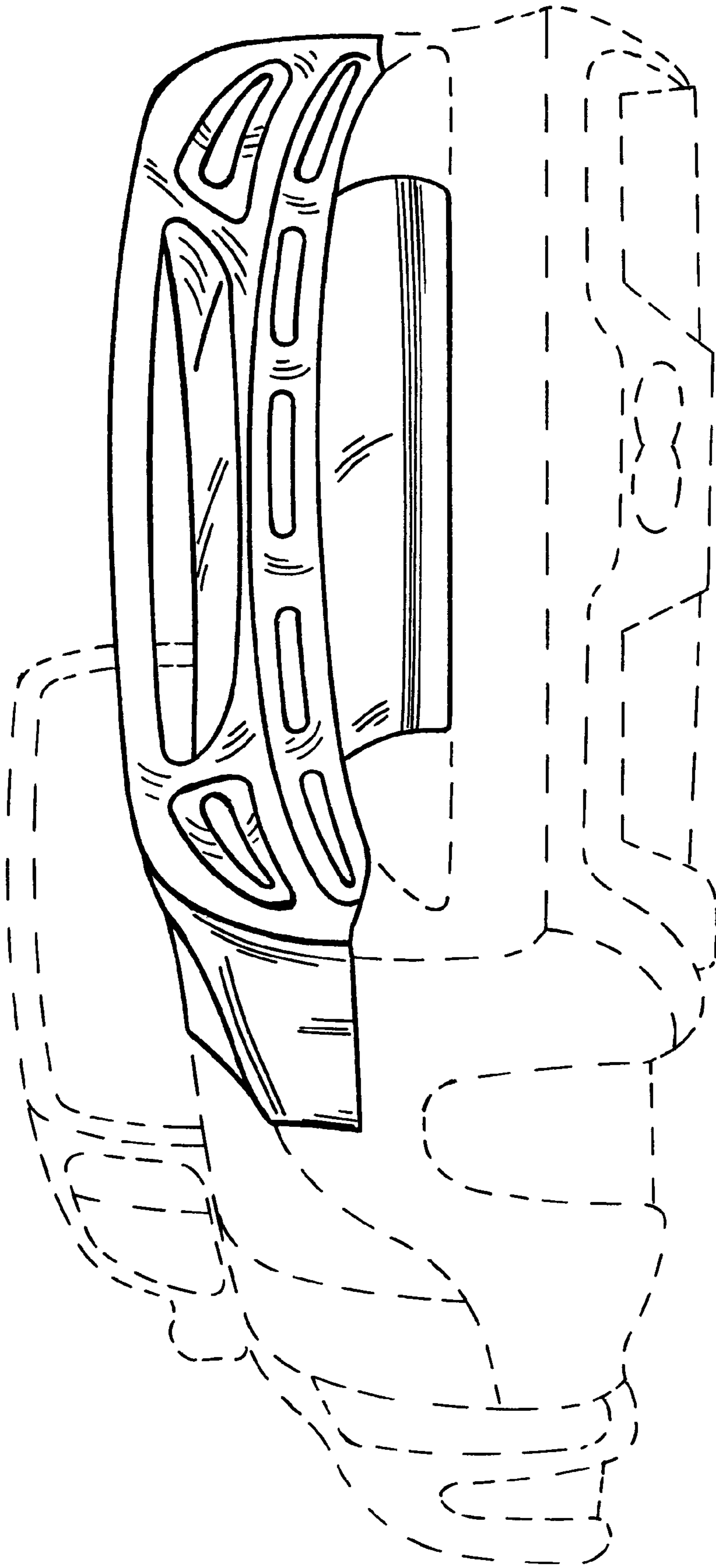


FIG. 2

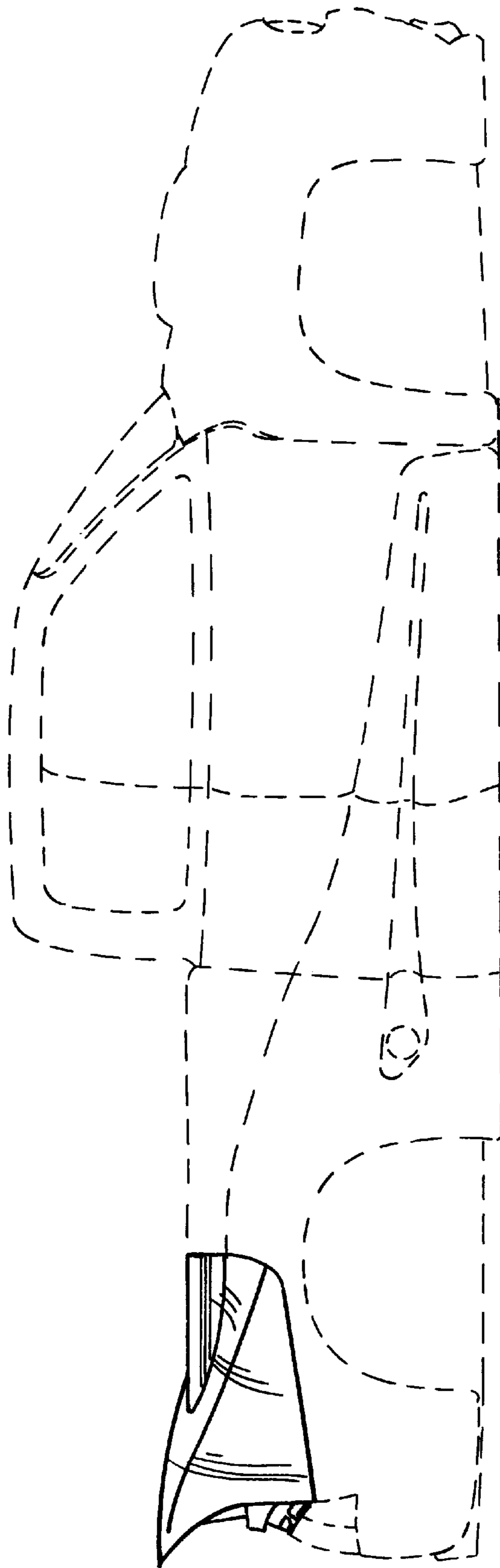


FIG. 3