



US00D410608S

United States Patent [19]

Kraus

[11] Patent Number: **Des. 410,608**

[45] Date of Patent: **** Jun. 8, 1999**

[54] **DASHBOARD FOR A MOTOR VEHICLE**

[75] Inventor: **Ulrich Kraus**, Villingen-Schwenningen, Germany

[73] Assignee: **Mannesmann VDO AG**, Villingen-Schwenningen, Germany

[**] Term: **14 Years**

[21] Appl. No.: **29/087,437**

[22] Filed: **Apr. 30, 1998**

Related U.S. Application Data

[63] Continuation-in-part of application No. 29/068,712, Mar. 20, 1997, abandoned.

[30] Foreign Application Priority Data

Sep. 20, 1996 [DE] Germany 96 08 173

[51] **LOC (6) Cl.** **12-16**

[52] **U.S. Cl.** **D12/192**

[58] **Field of Search** D12/415, 190-192, D12/195; 180/90; 280/750-752; 296/70, 190-191

[56] References Cited

U.S. PATENT DOCUMENTS

D. 270,825 10/1983 Luthe et al. D12/192

D. 336,459	6/1993	Tisten et al.	D12/192
D. 339,786	9/1993	Allendorph et al.	D12/192
D. 369,999	5/1996	Sacco et al.	D12/192
D. 372,010	7/1996	Pfeiffer et al.	D12/192
D. 378,585	3/1997	Duguid et al.	D12/192
D. 378,910	4/1997	Black et al.	D12/192
D. 385,847	11/1997	Ma et al.	D12/415
4,530,517	7/1985	Miyabayashi et al.	280/752

Primary Examiner—Doris V. Coles
Assistant Examiner—Stacia Sinuik
Attorney, Agent, or Firm—Anderson, Kill & Olick, P.C.

[57] CLAIM

The ornamental design for a dashboard for a motor vehicle, as shown and described.

DESCRIPTION

FIG. 1 is a perspective front view of a dashboard for a motor vehicle according to my new design; FIG. 2 is a perspective rear view of the dashboard for a motor vehicle according to my new design; FIG. 3 is a perspective left-side view of the dashboard for a motor vehicle according to my new design; FIG. 4 is a perspective right-side view of the dashboard for a motor vehicle according to my new design; FIG. 5 is a perspective top view of the dashboard for a motor vehicle according to my new design; and, FIG. 6 is a perspective bottom view of the dashboard for a motor vehicle according to my new design.

1 Claim, 2 Drawing Sheets




FIG. 1

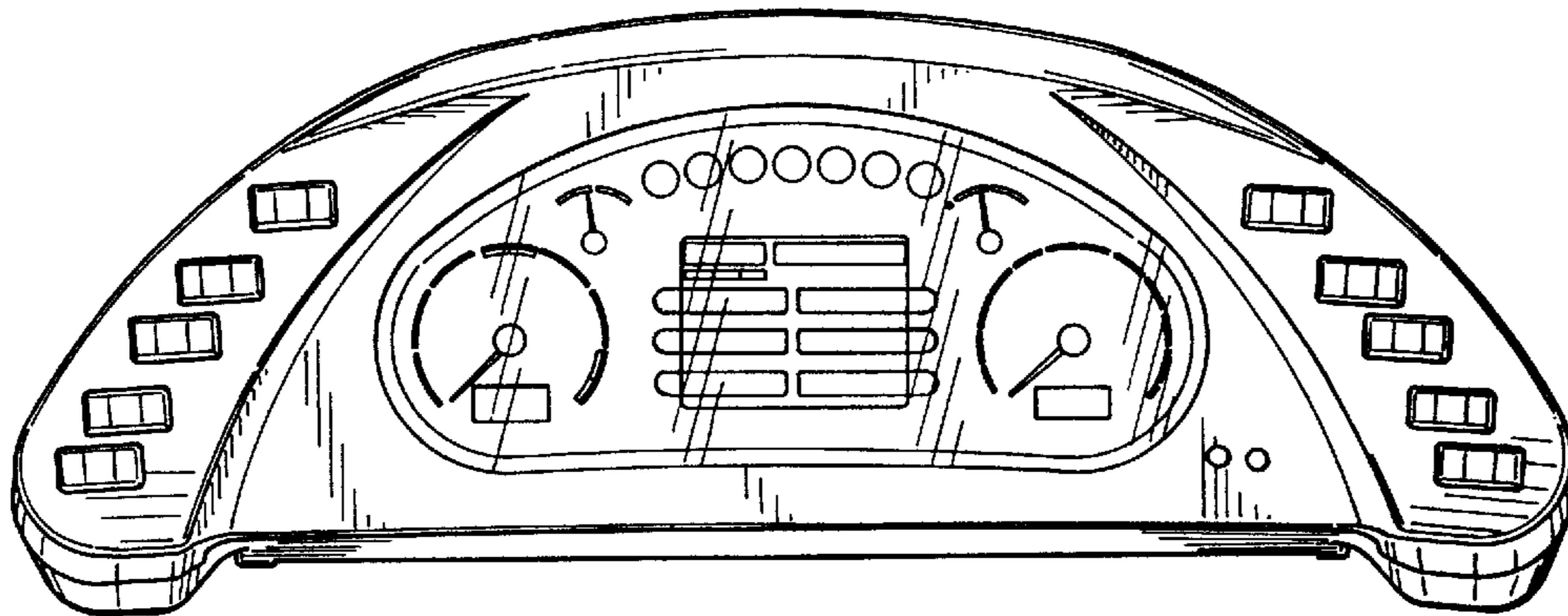


FIG. 2

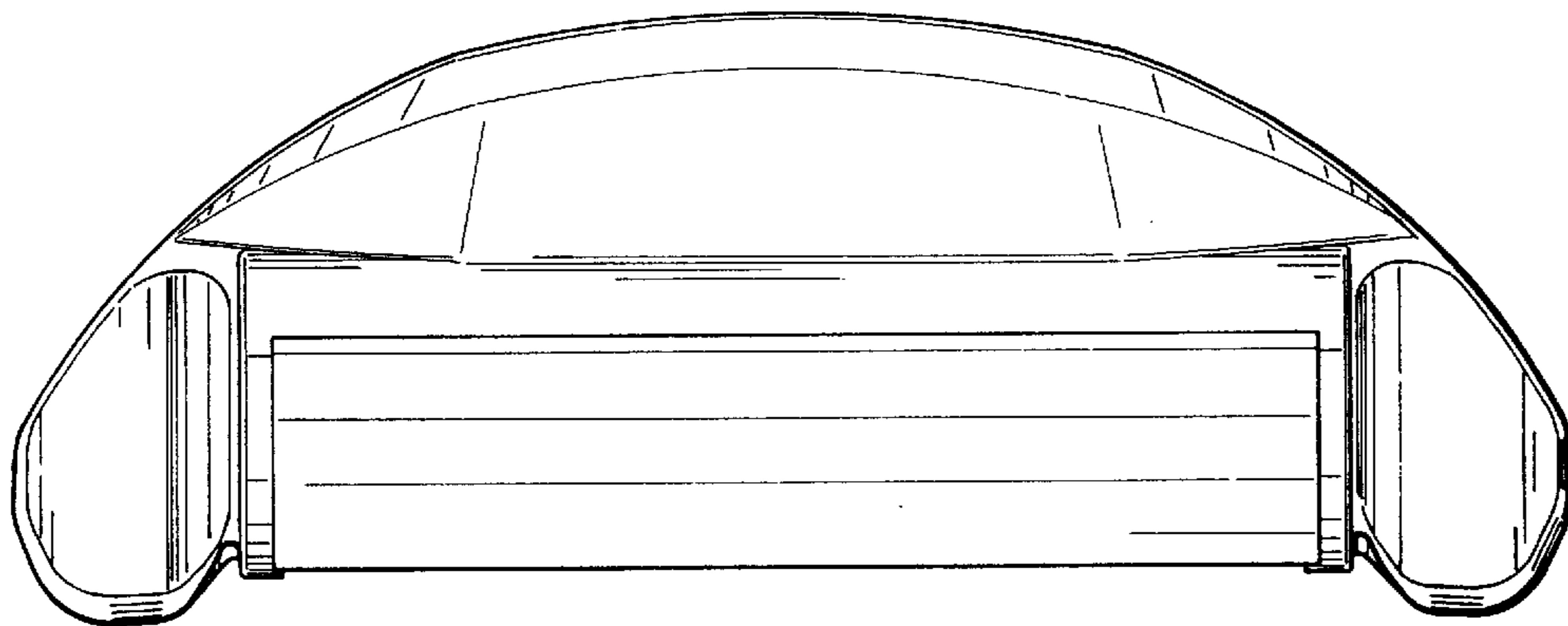


FIG. 3

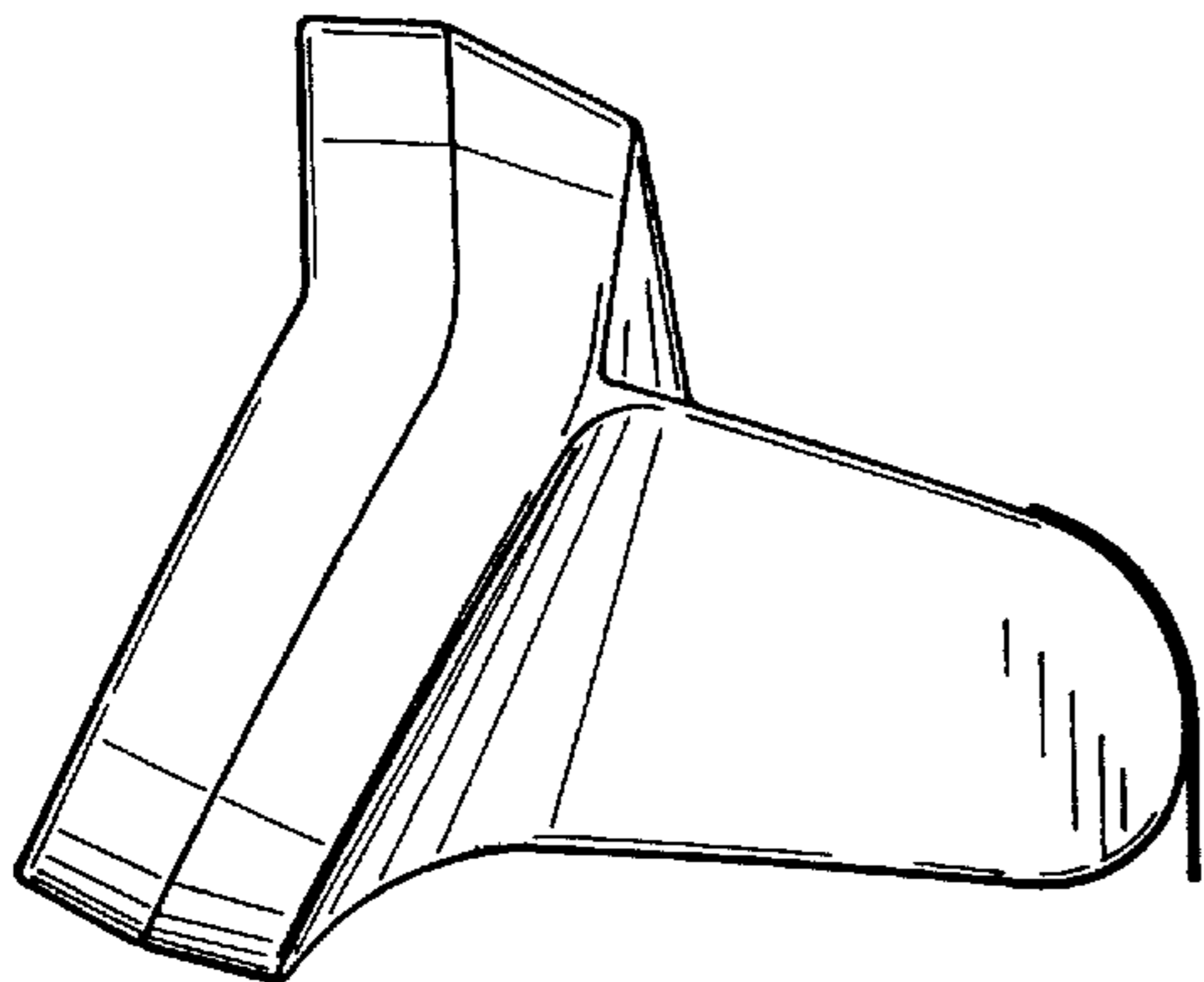


FIG. 4

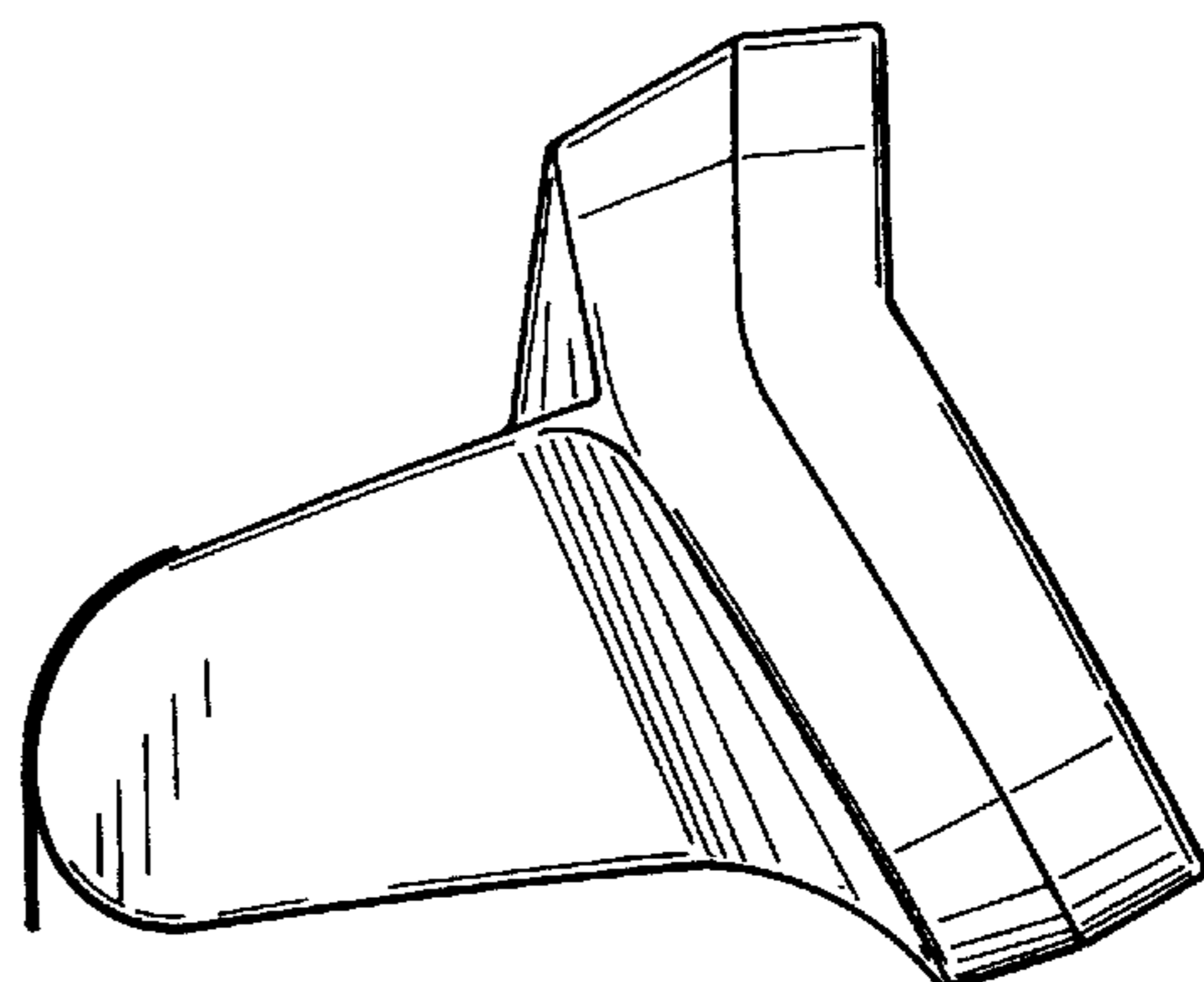


FIG. 5

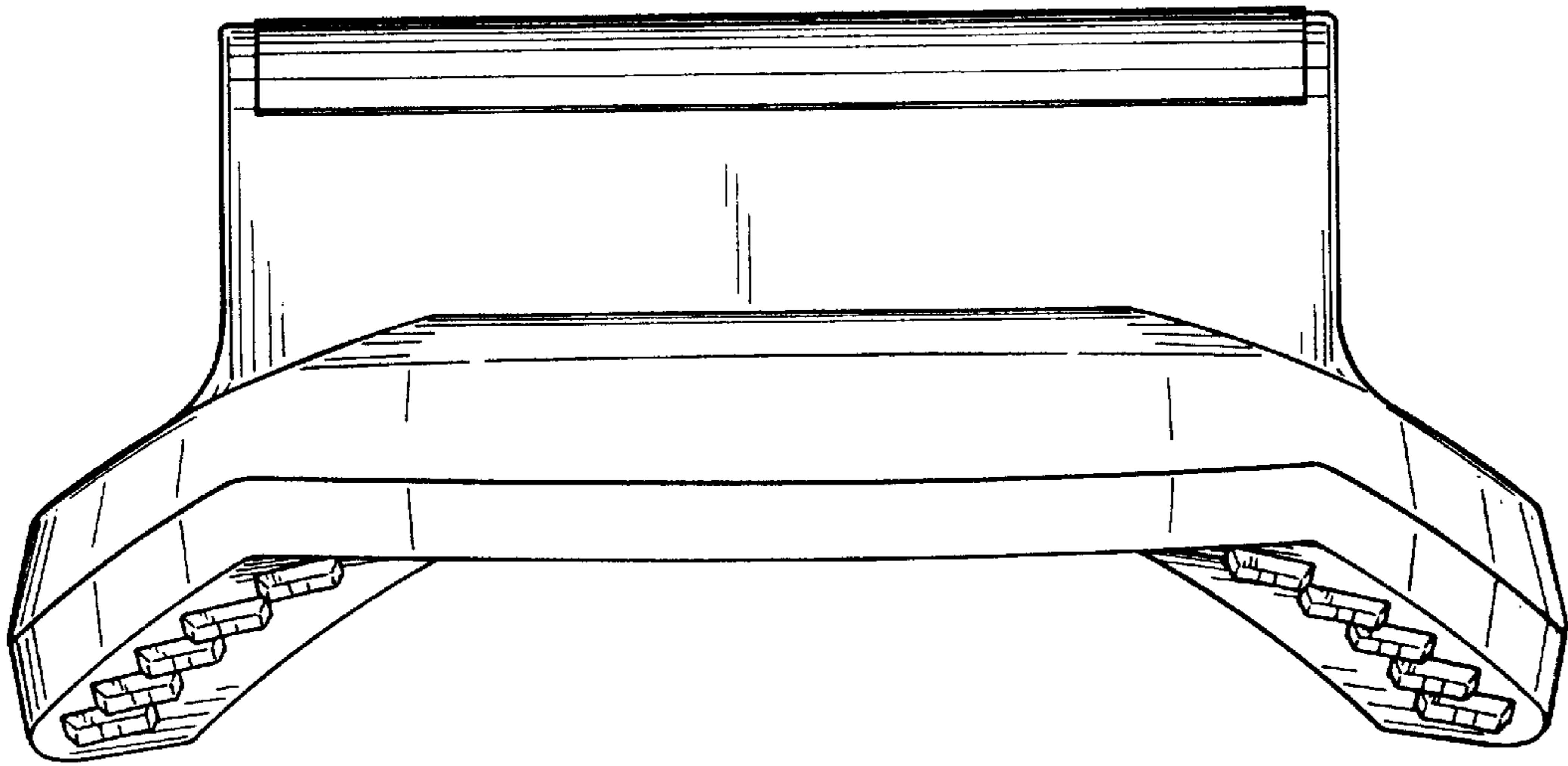


FIG. 6

